2016

Annual Budget Document Supplement
City of Lenexa
January 1 - December 31

Lenexa
KANSAS

This document is divided into 5 sections. The breakdown is listed below:

Detail Expenditure by Fund This section is made up of the budgeted funds. A description of each fund, and the detail of expenditures for that fund (listed by activity level), are contained in this section.

Detail Expenditure by Section This section gives a total for each expenditure by type. The expenditure section includes Personal Services, Contractual Services, Commodities, Capital Outlay, Principal Redemption and Transfers.

Detail Revenue by Fund This section gives the reader the distribution of revenues by budgeted fund and the details of revenues for each budgeted fund.

Detail Revenue by Section This section gives the reader totals of revenue by type. The revenue sections include Property Taxes, Non-Property Taxes, Licenses and Permits, Intergovernmental, Charges for Services, Fines and Forfeitures, Use of Money, Miscellaneous, and Non-Revenue Receipts.

Appendix This section contains a brief listing of the definitions of expenditure accounts and revenue accounts.

Table of Contents

I. DETAIL EXPENDITURE BY FUND

This section lists all budgeted fund descriptions and the financial expenditures for each activity by object expenditures. Includes prior year actuals, current year estimate, and budget year information.

Budget Certificate....7
Summary of Expenditures by Fund Graph....8
General Fund....9
Debt Service Funds....42
Special Highway Fund....44
Special Alcohol Fund....44
Special Parks & Recreation Fund....44
Tourism and Convention Fund....44
Parks and Recreation Impact Fee Zone 1 Fund....45
Parks and Recreation Impact Fee Zone 2 Fund....45
Parks and Recreation Impact Fee Zone 3 Fund....45
Street Tree Zone 1 Fund....45
Street Tree Zone 2 Fund....45
Street Tree Zone 3 Fund....45
Transportation Improvement Plan Zone 1 Fund....45
Transportation Improvement Plan Zone 2 Fund....46
Transportation Improvement Plan Zone 3 Fund....46
Neighborhood Revitalization Fund....46
City Center TIF District Fund....46
Mining TIF District Fund....46
Ridgeview Mining TIF District Fund....46
Orchard Corners CID Fund....46
Prairie Creek CID Fund....46
Quivira 95 CID Fund....47
Greystone Plaza CID Fund....47
City Center East #1 CID Fund....47
City Center East #2 CID Fund....47
I-35 & 95th Street TIF Fund....47
Stormwater Management Fund....47

II. DETAIL EXPENDITURE BY SECTION

This section lists all expenditures categorized by section. Example: all regular salary expenses are listed together to obtain a total budgeted amount for salaries. Includes prior year actuals, current year estimate, and budget year information.

Summary of Expenditures by Section Graph and Descriptions....52
Personal Services....53
Contractual Services....64
Commodities....81
Capital Outlay....89
Debt Service....91
Transfers....93

III. DETAIL REVENUE BY FUND

This section lists all revenues by object account for each budgeted fund. Includes prior year actuals, current year estimate, and budget year information.

Summary of Revenues by Fund Graphs....95
General Fund....96
Debt Service Fund....99
Special Highway Fund....99
Special Alcohol Fund....99
Special Parks & Recreation Fund....100
Tourism and Convention Fund....100
Parks and Recreation Impact Fee Zone 1 Fund....100
Parks and Recreation Impact Fee Zone 2 Fund....100
Parks and Recreation Impact Fee Zone 3 Fund....100
Street Tree Zone 1 Fund....100
Street Tree Zone 2 Fund....100
Street Tree Zone 3 Fund....100
Transportation Improvement Plan Zone 1 Fund....101
Transportation Improvement Plan Zone 2 Fund....101
Transportation Improvement Plan Zone 3 Fund....101
Neighborhood Revitalization Fund....101
City Center TIF District Fund....101
Mining TIF District Fund....101
Ridgeview Mining TIF District Fund....101
Orchard Corners CID Fund....102
Prairie Creek CID Fund....102
Quivira 95 CID Fund....102
Greystone Plaza CID Fund....102
City Center East #1 CID Fund....102
City Center East #2 CID Fund....102
I-35 & 95th Street TIF Fund....102
Stormwater Management Fund....102

IV. DETAIL REVENUE BY SECTION

This section lists all revenue accounts by section. Example: all property taxes are listed together with a total for property taxes. Includes prior year actuals, current year estimate, and budget year information.

Summary of Revenues by Section Graph and Descriptions....105
Property Taxes....106
Non-Property Taxes....106
Licenses & Permits....107
Intergovernmental....107
Charges for Services....107
Fines & Forfeitures....109
Use of Money....109
Miscellaneous Revenue....109
Non-Revenue Receipt....110

V. APPENDIX

Includes definitions of expenditures and revenues.

Fund Descriptions 112
Department Descriptions 114
Division Descriptions 115
Org Code Descriptions 116
Definitions of Expenditures 121
Definitions of Revenues 131

Detail Expenditure by Fund

Annual Budget Document
2016
City of Lenexa
January 1 - December 31

CERTIFICATE

To the Clerk of Johnson County, State of Kansas
We, the undersigned, officers of
City of Lenexa
certify that: (1) the hearing mentioned in the attached proof of publication was held; (2) after the Budget Hearing this budget was duly approved and adopted as the maximum expenditure for the various funds for the year 2016; and (3) the Amount(s) of 2015 Ad Valorem Tax are within statutory limitations.

			2016 ADOPTED BUDGET		
Table of Contents:		Page No.	Expenditures	Amount of 2014 Ad Valorem Tax	County Clerk's Use Only
Computation to Determine Limit for 2016		2			
Allocation of MVT, RVT & 16/20M Veh		3			
Schedule of Transfers		4			
Statement of Indebtedness		5			
Statement of Lease-Purchases		6			
Fund	K.S.A.				
General	12-101a	7	92,629,842	21,333,336	
Debt Service	10-113	8	20,220,577	9,686,232	
Special Highway		9	1,684,769		
Tourism and Convention		9	1,567,691		
Special Alcohol		10	597,197		
Special Parks & Recreation		10	303,784		
Stormwater Management		11	7,971,016		
Neighborhood Revitalization		11	399,895		
Transportation Improvement Plan		12	1,646,007		
Parks & Recreation Impact Fee		12	772,228		
Mining TIF		13	1,456,899		
Street Tree		13	459,861		
Ridgeview Mining TIF		14	766,455		
City Center TIF		14	2,984,675		
Orchard Corners CID		15	723,152		
Prairie Creek CID		15	113,104		
Quivira 95 CID		16	58,704		
Greystone Plaza CID		16	60,397		
City Center East CID #1		17	36,515		
I-35 & 95th Street TIF		17	60,000		
City Center East CID #2		18	50,000		
Non-Budgeted Funds - A		19			
Non-Budgeted Funds - B		20			
TOTALS			134,562,768	31,019,568	
Notice of the vote to adopt required to be published and attached to the budget?				No	
Budget Summary		0			
Neighborhood Revitalization Rebate					

Use Only
Received
_____
Reviewed by _____
Follow-up: Yes ___ No ___

Assisted by:

Not Assisted

/s/Michael Boehm
Michael Boehm, Mayor

Attest: _____, 2015

County Clerk

/s/David Bryant III
David Bryant III, City Clerk

Expenditures by Fund

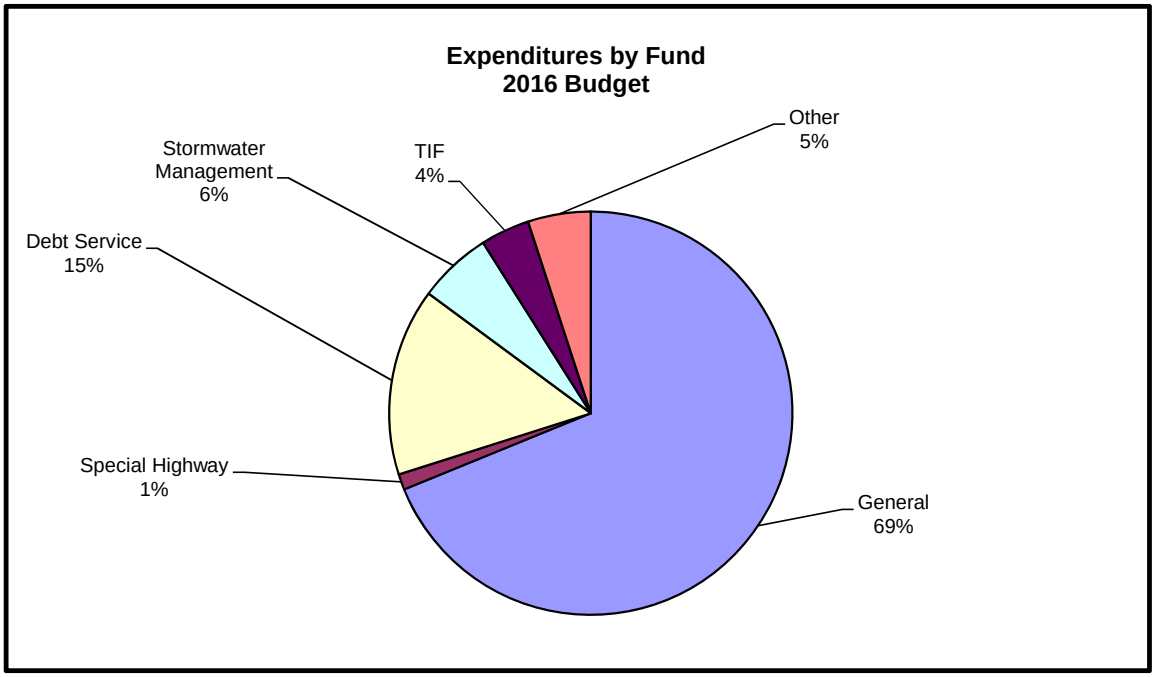

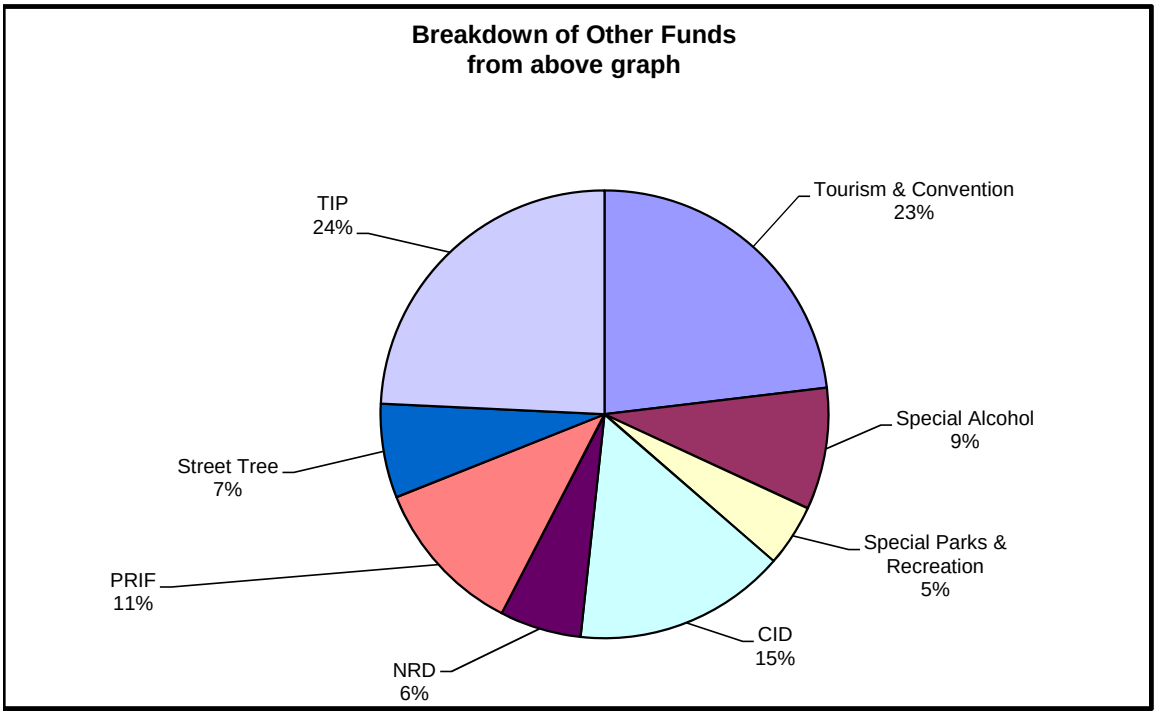

These graphs show each fund's percentage of the total budget of the City. The supporting detail by activity is on the following pages.

Expenditures by Fund

ORG	ORG DESCRIPTION	OBJ	DESCRIPTION	2013 ACTUAL	2014 ACTUAL	2015 ORIGINAL BUDGET	2015 REVISED BUDGET	2016 BUDGET
01010000	Governing Body	51100	Regular Salary/Wages	66,508	66,255	66,001	66,001	66,001
01010000	Governing Body	51120	Allowances	14,855	14,799	14,742	14,742	14,742
01010000	Governing Body	51505	FICA/OADSI	5,054	5,016	5,008	5,008	5,008
01010000	Governing Body	51510	FICA/MD	1,171	1,184	1,167	1,167	1,167
01010000	Governing Body	51515	Employers KPERS	2,736	3,056	8,341	8,341	9,047
01010000	Governing Body	51540	Workers Compensation	97	97	128	128	182
01010000	Governing Body	51545	Unemployment	0	0	361	361	319
			Section Total	90,421	90,407	95,748	95,748	96,466
01010000	Governing Body	52159	Other Professional Services	12,790	2,430	15,000	15,000	10,000
01010000	Governing Body	52160	Payments To Other Agencies	1,575	4,325	3,200	3,200	5,000
01010000	Governing Body	52300	Training/Travel/Meetings	0	1,735	0	0	0
01010000	Governing Body	52302	Training/Travel/Mtgs - Per Diem	1,397	2,063	4,200	4,200	4,300
01010000	Governing Body	52303	Meals/Food/Refreshments	3,629	4,978	5,000	5,000	5,000
01010000	Governing Body	52304	Training/Mtgs - Registration	3,023	2,480	9,000	9,000	6,500
01010000	Governing Body	52306	Training/Travel - Airline	1,538	2,110	9,800	9,800	7,500
01010000	Governing Body	52308	Training/Travel - Mileage	792	817	750	750	950
01010000	Governing Body	52310	Training/Travel - Parking	114	134	800	800	500
01010000	Governing Body	52312	Training/Travel - Taxi	335	306	750	750	750
01010000	Governing Body	52314	Training/Travel - Tolls	29	17	500	500	500
01010000	Governing Body	52316	Training/Travel - Lodging	5,671	6,069	8,000	8,000	10,000
01010000	Governing Body	52318	Training/Travel - Rental Car	0	0	700	700	700
01010000	Governing Body	52320	Training/Mtgs - Hosted by City	-18	0	0	0	0
01010000	Governing Body	52322	Training - Materials	0	0	500	500	500
01010000	Governing Body	52324	Mileage - Other	0	0	500	500	500
01010000	Governing Body	52805	Contingency	0	0	10,000	10,000	10,000
01010000	Governing Body	52820	Dues/Memberships	415	37,916	39,000	39,000	40,000
01010000	Governing Body	52850	Postage/Shipping	0	0	300	300	300
01010000	Governing Body	52999	Pcard Holding	0	49	0	0	0
			Section Total	31,290	65,429	108,000	108,000	103,000
01010000	Governing Body	54110	Equipment - Other Minor	236	0	0	0	0
01010000	Governing Body	54336	Supplies - Office	322	6	500	500	500
01010000	Governing Body	54432	Recognition	276	3,225	3,500	3,500	3,500
01010000	Governing Body	54442	Uniforms	0	0	1,000	1,000	1,000
			Section Total	834	3,231	5,000	5,000	5,000
			Department Total	122,545	159,067	208,748	208,748	204,466
01011000	City Administrator	51100	Regular Salary/Wages	376,362	339,378	411,469	398,107	432,030
01011000	City Administrator	51110	Overtime/Shift/Hazard	775	395	0	0	0
01011000	City Administrator	51120	Allowances	19,329	18,638	18,731	19,641	19,126
01011000	City Administrator	51505	FICA/OADSI	16,043	16,393	26,673	27,880	27,972
01011000	City Administrator	51510	FICA/MD	5,190	5,152	6,238	6,520	6,541
01011000	City Administrator	51515	Employers KPERS	31,420	34,503	44,439	46,451	50,574
01011000	City Administrator	51530	Pension Plan	31,190	40,226	31,405	33,054	34,737
01011000	City Administrator	51540	Workers Compensation	471	425	684	736	1,015
01011000	City Administrator	51545	Unemployment	1,607	1,591	2,262	2,438	2,073
01011000	City Administrator	51550	Health Insurance	47,361	41,488	49,940	56,840	69,600
01011000	City Administrator	51555	Short Term Disability	69	78	105	120	150
01011000	City Administrator	51565	Life Insurance	810	826	837	904	1,083
01011000	City Administrator	51570	Employee Assistance Program	66	82	118	132	132
			Section Total	530,693	499,175	592,901	592,823	645,033
01011000	City Administrator	52100	Services	425	0	1,000	1,000	0
01011000	City Administrator	52156	Offsite Storage	34	271	0	0	500
01011000	City Administrator	52159	Other Professional Services	103	29,665	30,000	30,000	30,000
01011000	City Administrator	52300	Training/Travel/Meetings	366	10	0	0	0
01011000	City Administrator	52302	Training/Travel/Mtgs - Per Diem	1,105	1,601	2,300	2,300	3,050
01011000	City Administrator	52303	Meals/Food/Refreshments	2,436	6,109	5,000	5,000	5,400
01011000	City Administrator	52304	Training/Mtgs - Registration	2,155	4,057	4,000	4,000	6,800
01011000	City Administrator	52306	Training/Travel - Airline	742	2,199	5,000	5,000	4,500
01011000	City Administrator	52308	Training/Travel - Mileage	668	282	400	400	400
01011000	City Administrator	52310	Training/Travel - Parking	164	171	400	400	400
01011000	City Administrator	52312	Training/Travel - Taxi	175	400	400	400	500
01011000	City Administrator	52314	Training/Travel - Tolls	1,026	37	350	350	350
01011000	City Administrator	52316	Training/Travel - Lodging	2,634	4,302	4,500	4,500	5,500

ORG	ORG DESCRIPTION	OBJ	DESCRIPTION	2013 ACTUAL	2014 ACTUAL	2015 ORIGINAL BUDGET	2015 REVISED BUDGET	2016 BUDGET
01011000	City Administrator	52318	Training/Travel - Rental Car	0	169	400	400	400
01011000	City Administrator	52320	Training/Mtgs - Hosted by City	-273	114	1,400	1,400	1,400
01011000	City Administrator	52322	Training - Materials	0	0	300	300	300
01011000	City Administrator	52324	Mileage - Other	0	0	1,750	1,750	1,750
01011000	City Administrator	52563	Computer/Data Processing	26	0	0	0	0
01011000	City Administrator	52810	Copying/Printings Services	0	100	100	100	100
01011000	City Administrator	52820	Dues/Memberships	4,445	6,627	6,880	6,880	4,500
01011000	City Administrator	52842	NRD-GF Grant	39,100	39,825	40,000	45,000	45,000
01011000	City Administrator	52844	NRD Loan	0	0	5,000	0	0
01011000	City Administrator	52850	Postage/Shipping	0	15	100	100	100
01011000	City Administrator	52870	Subscriptions	382	280	500	500	500
01011000	City Administrator	52999	Pcard Holding	0	-14	0	0	0
			Section Total	55,713	96,220	109,780	109,780	111,450
01011000	City Administrator	54100	Equipment (commodities)	0	0	500	500	500
01011000	City Administrator	54336	Supplies - Office	1,439	3,091	1,000	1,000	1,000
01011000	City Administrator	54340	Supplies - Operational	25	0	300	300	300
01011000	City Administrator	54342	Supplies - Other/misc	242	412	300	300	300
01011000	City Administrator	54405	Books/Videos	110	165	100	100	100
01011000	City Administrator	54407	Learning About Lenexa	0	1,802	2,500	2,500	3,000
01011000	City Administrator	54432	Recognition	3,302	0	3,000	3,000	2,500
			Section Total	5,118	5,470	7,700	7,700	7,700
			Department Total	591,524	600,865	710,381	710,303	764,183
01012000	Communications	51100	Regular Salary/Wages	144,991	179,846	172,795	172,795	177,319
01012000	Communications	51120	Allowances	620	2,338	2,730	2,730	2,730
01012000	Communications	51505	FICA/OADSI	8,813	10,997	10,882	10,882	11,162
01012000	Communications	51510	FICA/MD	2,038	2,595	2,545	2,545	2,610
01012000	Communications	51515	Employers KPERS	12,673	16,611	18,132	18,132	20,183
01012000	Communications	51530	Pension Plan	12,165	13,268	12,813	12,813	13,862
01012000	Communications	51540	Workers Compensation	172	217	279	279	405
01012000	Communications	51545	Unemployment	601	810	950	950	851
01012000	Communications	51550	Health Insurance	20,026	17,502	41,400	41,400	43,500
01012000	Communications	51555	Short Term Disability	64	70	90	90	90
01012000	Communications	51565	Life Insurance	345	420	358	358	432
01012000	Communications	51570	Employee Assistance Program	69	76	82	82	82
			Section Total	202,577	244,750	263,056	263,056	273,226
01012000	Communications	52156	Offsite Storage	0	0	1,800	1,800	1,800
01012000	Communications	52159	Other Professional Services	0	7,087	19,000	19,000	29,000
01012000	Communications	52300	Training/Travel/Meetings	22	0	0	0	0
01012000	Communications	52302	Training/Travel/Mtgs - Per Diem	608	1,071	1,000	1,000	1,000
01012000	Communications	52303	Meals/Food/Refreshments	387	730	1,305	1,305	1,305
01012000	Communications	52304	Training/Mtgs - Registration	2,208	5,614	2,400	2,400	2,400
01012000	Communications	52306	Training/Travel - Airline	1,017	1,291	1,750	1,750	1,750
01012000	Communications	52308	Training/Travel - Mileage	102	134	200	200	200
01012000	Communications	52310	Training/Travel - Parking	31	103	200	200	200
01012000	Communications	52312	Training/Travel - Taxi	20	179	200	200	200
01012000	Communications	52314	Training/Travel - Tolls	0	3	100	100	100
01012000	Communications	52316	Training/Travel - Lodging	1,065	2,797	2,100	2,100	2,100
01012000	Communications	52318	Training/Travel - Rental Car	0	0	185	185	185
01012000	Communications	52320	Training/Mtgs - Hosted by City	0	0	150	150	150
01012000	Communications	52322	Training - Materials	0	113	135	135	135
01012000	Communications	52324	Mileage - Other	0	0	135	135	135
01012000	Communications	52624	Rents - Equipment	0	1,103	0	0	2,500
01012000	Communications	52800	Advertising/Publications	10,503	15,466	2,920	2,920	14,420
01012000	Communications	52810	Copying/Printings Services	17,077	25,874	27,500	27,500	29,000
01012000	Communications	52820	Dues/Memberships	538	963	1,125	1,125	1,125
01012000	Communications	52850	Postage/Shipping	20,416	25,306	26,750	26,750	27,250
01012000	Communications	52870	Subscriptions	1,404	1,798	400	400	400
01012000	Communications	52875	Subscription Service	0	798	1,500	1,500	1,500
			Section Total	55,397	90,430	90,855	90,855	116,855
01012000	Communications	54102	Equipment - Audio & Video	2,152	74	2,250	2,250	2,250
01012000	Communications	54108	Equipment - Office	0	0	750	750	750
01012000	Communications	54150	Equipment - Computer	1,188	0	0	0	0
01012000	Communications	54206	Software - Portable	3	0	0	0	0
01012000	Communications	54212	Software - Personal Computer	0	29	0	0	0
01012000	Communications	54336	Supplies - Office	479	635	1,100	1,100	1,100
01012000	Communications	54342	Supplies - Other/misc	483	296	800	800	800
01012000	Communications	54405	Books/Videos	63	0	300	300	300
01012000	Communications	54407	Learning About Lenexa	3,166	0	0	0	0
01012000	Communications	54442	Uniforms	606	432	400	400	400
			Section Total	8,141	1,466	5,600	5,600	5,600

ORG	ORG DESCRIPTION	OBJ	DESCRIPTION	2013 ACTUAL	2014 ACTUAL	2015 ORIGINAL BUDGET	2015 REVISED BUDGET	2016 BUDGET
01012000	Communications	55120	Equipment - Office	37	0	0	0	0
01012000	Communications	55230	Software - Other	26,772	0	0	0	0
			Section Total	26,809	0	0	0	0
			Department Total	292,925	336,646	359,511	359,511	395,681
01013000	Municipal Court	51100	Regular Salary/Wages	305,697	279,246	270,129	270,129	287,185
01013000	Municipal Court	51110	Overtime/Shift/Hazard	6,006	7,169	10,154	10,154	10,154
01013000	Municipal Court	51120	Allowances	952	913	910	910	910
01013000	Municipal Court	51505	FICA/OADSI	18,643	16,954	17,435	17,435	18,491
01013000	Municipal Court	51510	FICA/MD	4,324	4,002	4,078	4,078	4,323
01013000	Municipal Court	51515	Employers KPERS	26,108	26,796	29,048	29,048	33,434
01013000	Municipal Court	51530	Pension Plan	21,084	17,458	16,403	16,403	17,599
01013000	Municipal Court	51540	Workers Compensation	689	338	447	447	671
01013000	Municipal Court	51545	Unemployment	1,283	1,252	1,543	1,543	1,428
01013000	Municipal Court	51550	Health Insurance	39,756	50,538	64,000	64,000	87,000
01013000	Municipal Court	51555	Short Term Disability	95	95	150	150	120
01013000	Municipal Court	51565	Life Insurance	413	410	356	356	450
01013000	Municipal Court	51570	Employee Assistance Program	130	177	192	192	165
01013000	Municipal Court	51575	Other Benefits	12	37	0	0	0
			Section Total	425,192	405,385	414,845	414,845	461,930
01013000	Municipal Court	52140	Interpreter Services	7,278	9,663	8,750	8,750	10,750
01013000	Municipal Court	52159	Other Professional Services	41,207	35,198	49,620	49,620	67,620
01013000	Municipal Court	52174	Public Defender	4,006	4,078	5,450	5,450	5,450
01013000	Municipal Court	52300	Training/Travel/Meetings	7,897	2,104	0	0	0
01013000	Municipal Court	52302	Training/Travel/Mtgs - Per Diem	0	664	0	0	0
01013000	Municipal Court	52304	Training/Mtgs - Registration	484	3,661	10,300	10,300	10,300
01013000	Municipal Court	52306	Training/Travel - Airline	0	1,107	1,200	1,200	1,200
01013000	Municipal Court	52308	Training/Travel - Mileage	36	47	0	0	0
01013000	Municipal Court	52312	Training/Travel - Taxi	0	110	0	0	0
01013000	Municipal Court	52314	Training/Travel - Tolls	0	4	0	0	0
01013000	Municipal Court	52316	Training/Travel - Lodging	651	1,634	3,000	3,000	3,000
01013000	Municipal Court	52320	Training/Mtgs - Hosted by City	322	598	960	960	960
01013000	Municipal Court	52324	Mileage - Other	21	136	0	0	0
01013000	Municipal Court	52624	Rents - Equipment	1,348	0	0	0	0
01013000	Municipal Court	52704	Repair/Maint - Equipment	194	0	600	600	600
01013000	Municipal Court	52800	Advertising/Publications	0	0	30	30	30
01013000	Municipal Court	52810	Copying/Printings Services	1,915	4,033	3,865	3,865	3,865
01013000	Municipal Court	52820	Dues/Memberships	845	1,164	1,085	1,085	1,085
			Section Total	66,204	64,201	84,860	84,860	104,860
01013000	Municipal Court	54100	Equipment (commodities)	0	1,260	1,500	1,500	1,500
01013000	Municipal Court	54110	Equipment - Other Minor	65	65	2,000	2,000	2,000
01013000	Municipal Court	54150	Equipment - Computer	1,135	400	800	800	800
01013000	Municipal Court	54336	Supplies - Office	3,731	3,869	4,224	4,224	4,224
01013000	Municipal Court	54342	Supplies - Other/misc	1,978	107	2,280	2,280	2,280
01013000	Municipal Court	54425	Furniture	0	927	500	500	500
01013000	Municipal Court	54442	Uniforms	0	88	700	700	700
			Section Total	6,909	6,716	12,004	12,004	12,004
			Department Total	498,305	476,302	511,709	511,709	578,794
01014000	City Clerk	51100	Regular Salary/Wages	0	0	0	52,719	58,373
01014000	City Clerk	51505	FICA/OADSI	0	0	0	3,269	3,619
01014000	City Clerk	51510	FICA/MD	0	0	0	764	846
01014000	City Clerk	51515	Employers KPERS	0	0	0	5,446	6,544
01014000	City Clerk	51530	Pension Plan	0	0	0	3,848	4,494
01014000	City Clerk	51540	Workers Compensation	0	0	0	84	131
01014000	City Clerk	51545	Unemployment	0	0	0	290	280
01014000	City Clerk	51550	Health Insurance	0	0	0	13,800	14,500
01014000	City Clerk	51555	Short Term Disability	0	0	0	30	30
01014000	City Clerk	51565	Life Insurance	0	0	0	108	140
01014000	City Clerk	51570	Employee Assistance Program	0	0	0	27	28
			Section Total	0	0	0	80,385	88,985
01014000	City Clerk	52156	Offsite Storage	0	0	0	0	0
01014000	City Clerk	52160	Payments To Other Agencies	0	0	0	35,400	35,400
01014000	City Clerk	52180	Third Party Outsourcing	0	0	0	5,000	5,000
01014000	City Clerk	52302	Training/Travel/Mtgs - Per Diem	0	0	0	600	600
01014000	City Clerk	52303	Meals/Food/Refreshments	0	0	0	2,400	2,400
01014000	City Clerk	52304	Training/Mtgs - Registration	0	0	0	1,000	1,000
01014000	City Clerk	52306	Training/Travel - Airline	0	0	0	500	500
01014000	City Clerk	52308	Training/Travel - Mileage	0	0	0	0	0
01014000	City Clerk	52312	Training/Travel - Taxi	0	0	0	100	100
01014000	City Clerk	52314	Training/Travel - Tolls	0	0	0	0	0

ORG	ORG DESCRIPTION	OBJ	DESCRIPTION	2013 ACTUAL	2014 ACTUAL	2015 ORIGINAL BUDGET	2015 REVISED BUDGET	2016 BUDGET
01014000	City Clerk	52316	Training/Travel - Lodging	0	0	0	1,000	1,000
01014000	City Clerk	52620	Rents/Leases	0	0	0	300	300
01014000	City Clerk	52625	Rents - Other	0	0	0	100	100
01014000	City Clerk	52800	Advertising/Publications	0	0	0	9,200	9,200
01014000	City Clerk	52815	Court/Recording Fees	0	0	0	400	400
01014000	City Clerk	52820	Dues/Memberships	0	0	0	315	315
01014000	City Clerk	52855	Public Notices	0	0	0	0	0
			Section Total	0	0	0	56,315	56,315
01014000	City Clerk	54336	Supplies - Office	0	0	0	0	0
			Section Total	0	0	0	0	0
			Department Total	0	0	0	136,700	145,300
01030000	Transfers	51100	Regular Salary/Wages	55,289	28,744	0	0	0
01030000	Transfers	51120	Allowances	0	35	0	0	0
01030000	Transfers	51130	Compensation Reserve	0	0	1,758,316	1,758,316	1,313,915
01030000	Transfers	51505	FICA/OADSI	3,428	1,761	0	0	0
01030000	Transfers	51510	FICA/MD	802	412	0	0	0
01030000	Transfers	51515	Employers KPERS	0	42	0	0	0
01030000	Transfers	51530	Pension Plan	3,284	1,140	0	0	0
01030000	Transfers	51540	Workers Compensation	0	4	0	0	0
01030000	Transfers	51545	Unemployment	238	131	0	0	0
01030000	Transfers	51550	Health Insurance	0	1,115	0	0	0
01030000	Transfers	51555	Short Term Disability	0	1	0	0	0
01030000	Transfers	51565	Life Insurance	0	8	0	0	0
			Section Total	63,040	33,393	1,758,316	1,758,316	1,313,915
01030000	Transfers	70100	Transfers	11,200	5,000	5,000	5,000	5,000
01030000	Transfers	70104	Transfers - CIF	6,782,228	7,721,887	9,117,601	9,718,901	10,824,348
01030000	Transfers	70110	Transfers - FMF	350,000	350,000	350,000	350,000	350,000
01030000	Transfers	70112	Transfers - ERF	1,250,000	1,250,000	1,400,000	1,400,000	1,400,000
01030000	Transfers	70118	Transfers - TIF	0	0	412,568	412,568	888,900
01030000	Transfers	70500	Fund Balance Reserve	4,454,658	7,207,908	20,990,863	7,000,000	23,537,163
01030000	Transfers	70900	Transfers Out -Accrual	-200,708	69,079	0	0	0
			Section Total	12,647,379	16,603,874	32,276,032	18,886,469	37,005,411
			Department Total	12,710,419	16,637,267	34,034,348	20,644,785	38,319,326
01100000	Finance	51100	Regular Salary/Wages	500,343	481,216	497,817	445,099	478,942
01100000	Finance	51110	Overtime/Shift/Hazard	5,119	2,696	0	0	5,000
01100000	Finance	51120	Allowances	7,199	7,555	7,526	7,526	7,526
01100000	Finance	51505	FICA/OADSI	28,923	27,824	31,332	28,063	30,472
01100000	Finance	51510	FICA/MD	6,983	6,843	7,327	6,563	7,127
01100000	Finance	51515	Employers KPERS	44,482	47,076	52,203	46,757	55,096
01100000	Finance	51530	Pension Plan	42,551	41,247	36,889	33,041	37,843
01100000	Finance	51540	Workers Compensation	616	588	804	720	1,106
01100000	Finance	51545	Unemployment	2,083	2,141	2,738	2,448	2,322
01100000	Finance	51550	Health Insurance	92,221	89,241	96,600	82,800	87,000
01100000	Finance	51555	Short Term Disability	167	158	210	180	180
01100000	Finance	51565	Life Insurance	1,232	1,176	1,030	922	1,180
01100000	Finance	51570	Employee Assistance Program	182	173	192	165	165
			Section Total	732,100	707,934	734,668	654,284	713,959
01100000	Finance	52109	Auditing Services	58,550	60,885	63,350	63,350	65,050
01100000	Finance	52110	Banking Services	11,534	17,131	21,000	21,000	23,000
01100000	Finance	52118	Credit Card Processing	37,219	54,476	40,000	40,000	60,000
01100000	Finance	52142	Investment Fees	800	725	1,000	1,000	6,500
01100000	Finance	52156	Offsite Storage	1,912	9,378	2,500	2,500	3,000
01100000	Finance	52158	Other Financial Services	3,500	8,984	8,500	8,500	9,000
01100000	Finance	52159	Other Professional Services	1,353	2,670	6,300	6,300	6,300
01100000	Finance	52160	Payments To Other Agencies	35,793	35,730	35,400	0	0
01100000	Finance	52162	Payroll Processing/HRIS	68,993	74,910	70,000	70,000	77,000
01100000	Finance	52180	Third Party Outsourcing	5,012	4,276	5,000	0	0
01100000	Finance	52205	Taxes - Property	34,498	44,847	51,400	51,400	48,000
01100000	Finance	52210	Taxes - Special Assesment	82,885	130,656	150,100	150,100	138,000
01100000	Finance	52220	Taxes - Wastewater	26,115	29,596	34,200	34,200	34,200
01100000	Finance	52222	Taxes - Other	132,829	58,711	64,300	64,300	64,300
01100000	Finance	52300	Training/Travel/Meetings	94	0	0	0	0
01100000	Finance	52302	Training/Travel/Mtgs - Per Diem	973	906	1,000	400	400
01100000	Finance	52303	Meals/Food/Refreshments	2,707	2,715	3,000	600	600
01100000	Finance	52304	Training/Mtgs - Registration	3,209	3,698	7,000	6,000	6,000
01100000	Finance	52306	Training/Travel - Airline	490	1,523	5,000	4,500	4,500
01100000	Finance	52308	Training/Travel - Mileage	82	134	200	200	200
01100000	Finance	52310	Training/Travel - Parking	0	26	400	400	400
01100000	Finance	52312	Training/Travel - Taxi	89	125	400	300	300

ORG	ORG DESCRIPTION	OBJ	DESCRIPTION	2013 ACTUAL	2014 ACTUAL	2015 ORIGINAL BUDGET	2015 REVISED BUDGET	2016 BUDGET
01100000	Finance	52314	Training/Travel - Tolls	30	26	100	100	100
01100000	Finance	52316	Training/Travel - Lodging	1,459	2,911	5,000	4,000	4,000
01100000	Finance	52318	Training/Travel - Rental Car	0	238	0	0	0
01100000	Finance	52322	Training - Materials	100	145	200	200	200
01100000	Finance	52324	Mileage - Other	0	5	0	0	0
01100000	Finance	52400	Maintenance Agreement	11,577	1,162	1,000	1,000	1,000
01100000	Finance	52530	Telephone	26,825	17,069	19,416	19,416	0
01100000	Finance	52620	Rents/Leases	268	0	300	0	0
01100000	Finance	52625	Rents - Other	88	423	100	0	0
01100000	Finance	52700	Repair/Maintenance	214	0	300	300	0
01100000	Finance	52800	Advertising/Publications	8,752	4,701	9,500	300	300
01100000	Finance	52810	Copying/Printings Services	5,461	1,274	1,835	1,835	1,835
01100000	Finance	52815	Court/Recording Fees	626	220	400	0	0
01100000	Finance	52820	Dues/Memberships	34,122	3,308	5,215	4,900	4,900
01100000	Finance	52825	Association Dues	172	200	500	500	500
01100000	Finance	52850	Postage/Shipping	24,891	30,269	30,000	30,000	30,000
01100000	Finance	52870	Subscriptions	1,539	1,552	2,000	2,000	2,000
			Section Total	624,758	605,605	645,916	589,601	591,585
01100000	Finance	54108	Equipment - Office	1,843	-34	1,000	1,000	1,000
01100000	Finance	54110	Equipment - Other Minor	0	0	0	0	0
01100000	Finance	54150	Equipment - Computer	183	1,341	500	500	500
01100000	Finance	54212	Software - Personal Computer	0	0	1,000	1,000	1,000
01100000	Finance	54336	Supplies - Office	15,738	7,672	16,000	16,000	16,000
01100000	Finance	54342	Supplies - Other/misc	1,622	375	0	0	0
01100000	Finance	54405	Books/Videos	0	262	500	500	500
			Section Total	19,386	9,616	19,000	19,000	19,000
01100000	Finance	55200	Software	0	650	0	0	0
			Section Total	0	650	0	0	0
			Department Total	1,376,244	1,323,805	1,399,584	1,262,885	1,324,544
01110000	Human Resources	51100	Regular Salary/Wages	229,490	283,277	289,376	289,376	444,816
01110000	Human Resources	51120	Allowances	872	1,862	1,820	1,820	8,436
01110000	Human Resources	51125	Education	45,725	47,351	75,000	75,000	75,000
01110000	Human Resources	51505	FICA/OADSI	13,987	17,061	22,705	22,705	32,751
01110000	Human Resources	51510	FICA/MD	3,234	4,027	5,310	5,310	7,661
01110000	Human Resources	51515	Employers KPERS	20,037	27,719	37,827	37,827	59,217
01110000	Human Resources	51530	Pension Plan	19,625	25,188	26,730	26,730	40,171
01110000	Human Resources	51540	Workers Compensation	8,661	340	582	582	1,020
01110000	Human Resources	51545	Unemployment	938	1,254	1,591	1,591	2,134
01110000	Human Resources	51550	Health Insurance	28,330	42,261	55,720	55,720	92,800
01110000	Human Resources	51555	Short Term Disability	74	90	102	102	180
01110000	Human Resources	51565	Life Insurance	419	550	621	621	1,016
01110000	Human Resources	51570	Employee Assistance Program	71	136	148	148	176
01110000	Human Resources	51575	Other Benefits	893	0	0	0	0
			Section Total	372,356	451,116	517,532	517,532	765,378
01110000	Human Resources	52113	Bond Registration	166	0	0	0	0
01110000	Human Resources	52134	Human Resources Services	0	46,200	25,000	25,000	25,000
01110000	Human Resources	52138	Insurance Services	981	0	0	0	0
01110000	Human Resources	52150	Legal Services	23,964	53,178	35,000	35,000	35,000
01110000	Human Resources	52153	Medical Services	26	0	0	0	0
01110000	Human Resources	52156	Offsite storage	603	745	700	700	700
01110000	Human Resources	52159	Other Professional Services	9,783	3,980	0	0	0
01110000	Human Resources	52162	Payroll Processing/HRIS	42,726	40,232	40,554	40,554	40,554
01110000	Human Resources	52178	Temporary Agencies	543	3,752	500	500	2,200
01110000	Human Resources	52300	Training/Travel/Meetings	3,053	0	0	0	0
01110000	Human Resources	52302	Training/Travel/Mtgs - Per Diem	471	822	0	0	0
01110000	Human Resources	52303	Meals/Food/Refreshments	1,808	1,922	1,100	1,100	1,100
01110000	Human Resources	52304	Training/Mtgs - Registration	5,810	7,785	16,065	16,065	16,065
01110000	Human Resources	52306	Training/Travel - Airline	229	1,450	0	0	0
01110000	Human Resources	52308	Training/Travel - Mileage	67	101	0	0	0
01110000	Human Resources	52310	Training/Travel - Parking	69	49	0	0	0
01110000	Human Resources	52312	Training/Travel - Taxi	130	187	0	0	0
01110000	Human Resources	52316	Training/Travel - Lodging	1,614	2,650	1,000	1,000	1,000
01110000	Human Resources	52320	Training/Mtgs - Hosted by City	6,500	19,222	25,000	25,000	25,000
01110000	Human Resources	52322	Training - Materials	24	232	18,333	18,333	18,333
01110000	Human Resources	52324	Mileage - Other	-26	0	0	0	0
01110000	Human Resources	52625	Rents - Other	60	0	350	350	350
01110000	Human Resources	52810	Copying/Printings Services	131	500	500	500	500
01110000	Human Resources	52820	Dues/Memberships	1,075	1,869	1,500	1,500	2,250
01110000	Human Resources	52825	Association Dues	100	90	0	0	0

ORG	ORG DESCRIPTION	OBJ	DESCRIPTION	2013 ACTUAL	2014 ACTUAL	2015 ORIGINAL BUDGET	2015 REVISED BUDGET	2016 BUDGET
01110000	Human Resources	52850	Postage/Shipping	317	60	150	150	150
01110000	Human Resources	52870	Subscriptions	5,389	1,721	4,000	4,000	4,000
			Section Total	105,613	186,747	169,752	169,752	172,202
01110000	Human Resources	54110	Equipment - Other Minor	244	-13	0	0	0
01110000	Human Resources	54150	Equipment - Computer	40	0	0	0	0
01110000	Human Resources	54330	Supplies - Medical (disposable)	112	273	150	150	250
01110000	Human Resources	54336	Supplies - Office	2,589	1,704	2,000	2,000	2,200
01110000	Human Resources	54342	Supplies - Other/misc	662	417	0	0	0
01110000	Human Resources	54405	Books/Videos	20	0	0	0	0
01110000	Human Resources	54432	Recognition	10,725	6,710	5,000	5,000	8,000
01110000	Human Resources	54434	Recognition - Events	6,973	7,786	13,400	13,400	13,400
			Section Total	21,364	16,877	20,550	20,550	23,850
01111011	Recruiting	52153	Medical Services	333	0	0	0	0
01111011	Recruiting	52159	Other Professional Services	1,259	0	0	0	0
01111011	Recruiting	52162	Payroll Processing/HRIS	6,871	5,094	5,400	5,400	5,400
01111011	Recruiting	52168	Pre-employment Screenings	8,042	13,586	20,300	20,300	20,300
01111011	Recruiting	52170	Pre-employment Physicals	8,664	7,111	0	0	0
01111011	Recruiting	52171	Pre-employment Drug Screen	3,573	1,044	0	0	0
01111011	Recruiting	52800	Advertising/Publications	13,992	15,886	14,000	14,000	15,500
			Section Total	42,735	42,721	39,700	39,700	41,200
			Department Total	542,069	697,461	747,534	747,534	1,002,630
01150000	EST Administration	51100	Regular Salary/Wages	57,151	166,696	84,769	84,769	84,769
01150000	EST Administration	51120	Allowances	3,775	4,202	1,950	1,950	1,950
01150000	EST Administration	51505	FICA/OADSI	3,709	10,351	5,377	5,377	5,377
01150000	EST Administration	51510	FICA/MD	867	2,421	1,257	1,257	1,257
01150000	EST Administration	51515	Employers KPERS	3,400	16,632	8,958	8,958	9,721
01150000	EST Administration	51530	Pension Plan	23,072	12,605	6,330	6,330	6,677
01150000	EST Administration	51540	Workers Compensation	113	192	138	138	195
01150000	EST Administration	51545	Unemployment	392	714	466	466	407
01150000	EST Administration	51550	Health Insurance	12,847	16,567	13,800	13,800	14,500
01150000	EST Administration	51555	Short Term Disability	16	51	30	30	30
01150000	EST Administration	51565	Life Insurance	225	383	177	177	208
01150000	EST Administration	51570	Employee Assistance Program	16	56	27	27	28
			Section Total	105,585	230,870	123,279	123,279	125,119
01150000	EST Administration	52100	Services	472	4,623	85,230	85,230	85,230
01150000	EST Administration	52156	Offsite Storage	0	114	0	0	150
01150000	EST Administration	52159	Other Professional Services	10,200	0	0	0	0
01150000	EST Administration	52160	Payments To Other Agencies	15,000	13,000	0	0	13,000
01150000	EST Administration	52302	Training/Travel/Mtgs - Per Diem	496	882	0	0	0
01150000	EST Administration	52303	Meals/Food/Refreshments	858	225	0	0	0
01150000	EST Administration	52304	Training/Mtgs - Registration	-263	6,510	0	0	0
01150000	EST Administration	52306	Training/Travel - Airline	313	348	0	0	0
01150000	EST Administration	52308	Training/Travel - Mileage	33	101	0	0	0
01150000	EST Administration	52310	Training/Travel - Parking	35	49	0	0	0
01150000	EST Administration	52312	Training/Travel - Taxi	65	124	0	0	0
01150000	EST Administration	52316	Training/Travel - Lodging	637	477	0	0	0
01150000	EST Administration	52322	Training - Materials	0	0	0	0	0
01150000	EST Administration	52434	Maint Agrmnt - WAN Software	0	0	392,837	392,837	250,000
01150000	EST Administration	52442	Maint Agrmnt - PC & Printer	0	595	0	0	0
01150000	EST Administration	52500	Utility Service	582	0	0	0	0
01150000	EST Administration	52505	Cable	0	0	0	0	0
01150000	EST Administration	52549	Teleconference Charge	54	0	0	0	0
01150000	EST Administration	52551	Mobile Device Data Plan	72,008	0	208,806	208,806	254,000
01150000	EST Administration	52557	Internet Service Provider	28,782	0	0	0	0
01150000	EST Administration	52563	Computer/Data Processing	0	0	10,000	10,000	10,000
01150000	EST Administration	52800	Advertising/Publications	0	0	1,400	1,400	1,400
01150000	EST Administration	52810	Copying/Printings Services	16	148	1,400	1,400	1,400
01150000	EST Administration	52820	Dues/Memberships	1,078	1,180	5,000	5,000	5,000
01150000	EST Administration	52850	Postage/Shipping	32	144	1,500	1,500	1,500
01150000	EST Administration	52870	Subscriptions	216	0	0	0	0
			Section Total	130,613	28,520	706,173	706,173	621,680
01150000	EST Administration	54108	Equipment - Office	3,376	0	0	0	0
01150000	EST Administration	54110	Equipment - Other Minor	0	1,888	0	0	0
01150000	EST Administration	54154	Equipment - Portable Device	0	100	0	0	0
01150000	EST Administration	54212	Software - Personal Computer	50	0	0	0	0
01150000	EST Administration	54336	Supplies - Office	-990	156	2,100	2,100	2,100
01150000	EST Administration	54342	Supplies - Other/misc	429	336	0	0	0
01150000	EST Administration	54405	Books/Videos	84	42	0	0	0

ORG	ORG DESCRIPTION	OBJ	DESCRIPTION	2013 ACTUAL	2014 ACTUAL	2015 ORIGINAL BUDGET	2015 REVISED BUDGET	2016 BUDGET
01150000	EST Administration	54442	Uniforms	0	1,329	0	0	0
01150000	EST Administration	54448	Uniforms - Clothing	0	379	0	0	0
			Section Total	2,949	4,230	2,100	2,100	2,100
01150000	EST Administration	55135	Equipment - Computer	0	0	69,050	69,050	69,050
			Section Total	0	0	69,050	69,050	69,050
01150012	EST Support Services	51100	Regular Salary/Wages	185,872	183,709	384,686	384,686	184,627
01150012	EST Support Services	51110	Overtime/Shift Hazard	277	413	0	0	0
01150012	EST Support Services	51120	Allowances	3,432	4,301	5,226	4,316	4,316
01150012	EST Support Services	51505	FICA/OADSI	11,163	11,032	24,175	15,497	11,714
01150012	EST Support Services	51510	FICA/MD	2,592	2,599	5,653	3,624	2,740
01150012	EST Support Services	51515	Employers KPERS	16,423	18,318	40,277	25,818	21,181
01150012	EST Support Services	51530	Pension Plan	12,216	18,548	28,462	18,245	14,549
01150012	EST Support Services	51540	Workers Compensation	218	225	620	397	425
01150012	EST Support Services	51545	Unemployment	737	811	2,116	1,351	887
01150012	EST Support Services	51550	Health Insurance	36,175	40,397	82,800	55,200	43,500
01150012	EST Support Services	51555	Short Term Disability	64	70	180	120	90
01150012	EST Support Services	51565	Life Insurance	436	449	796	510	453
01150012	EST Support Services	51570	Employee Assistance Program	69	77	165	110	82
			Section Total	269,674	280,949	575,156	509,874	284,564
01150012	EST Support Services	52100	Services	6,532	0	0	0	0
01150012	EST Support Services	52158	Other Financial Services	1,171	3,268	0	0	0
01150012	EST Support Services	52159	Other Professional Services	26,349	11,970	0	0	0
01150012	EST Support Services	52178	Temporary Agencies	55,044	88,378	0	0	0
01150012	EST Support Services	52190	LAN Support	0	13,867	0	0	0
01150012	EST Support Services	52192	Mobile Device Support	57	0	0	0	0
01150012	EST Support Services	52194	PC/Printer Support	12,372	4,500	32,000	32,000	55,000
01150012	EST Support Services	52196	Server Support	0	0	0	0	0
01150012	EST Support Services	52302	Training/Travel/Mtgs - Per Diem	846	624	10,000	10,000	10,000
01150012	EST Support Services	52303	Meals/Food/Refreshments	412	0	0	0	0
01150012	EST Support Services	52304	Training/Mtgs - Registration	-227	790	0	0	0
01150012	EST Support Services	52306	Training/Travel - Airline	434	519	0	0	0
01150012	EST Support Services	52308	Training/Travel - Mileage	34	101	0	0	0
01150012	EST Support Services	52310	Training/Travel - Parking	155	63	0	0	0
01150012	EST Support Services	52312	Training/Travel - Taxi	-85	0	0	0	0
01150012	EST Support Services	52316	Training/Travel - Lodging	2,013	1,542	0	0	0
01150012	EST Support Services	52322	Training - Materials	0	0	0	0	0
01150012	EST Support Services	52442	Maint Agrmnt - PC & Printer	937	9,400	0	0	0
01150012	EST Support Services	52444	Maint Agrmnt - PC Software	3,562	78,100	0	0	0
01150012	EST Support Services	52446	Maint Agrmnt - Server Software	0	0	0	0	0
01150012	EST Support Services	52450	Maint Agrmnt - MD Computer	49	0	0	0	0
01150012	EST Support Services	52452	Maint Agrmnt - MD Software	0	39,180	0	0	0
01150012	EST Support Services	52454	Maint Agrmnt - Other Software	8,179	28,923	0	0	0
01150012	EST Support Services	52505	Cable	3,025	4,187	0	0	0
01150012	EST Support Services	52520	Mobile Devices	5,825	6,300	0	0	0
01150012	EST Support Services	52530	Telephone	3,381	5,185	0	0	0
01150012	EST Support Services	52547	Telecommunications	400	0	0	0	0
01150012	EST Support Services	52551	Mobile Device Data Plan	77,375	247,728	59,630	59,630	59,630
01150012	EST Support Services	52552	Domain Fee	0	2,440	0	0	0
01150012	EST Support Services	52557	Internet Service Provider	8,414	36,525	0	0	0
01150012	EST Support Services	52562	Cloud Storage	0	104	0	0	0
01150012	EST Support Services	52563	Computer/Data Processing	475	0	0	0	0
01150012	EST Support Services	52710	Repair/Maint - Comp Equip.	648	740	2,000	2,000	2,000
01150012	EST Support Services	52714	Repair/Maint - Video Trans Equip.	0	499	0	0	0
01150012	EST Support Services	52718	Repair/Maint - PC & Printers	8,612	21,241	26,425	26,425	20,000
01150012	EST Support Services	52719	Repair/Maint - Portable Devices	0	2,138	0	0	0
01150012	EST Support Services	52810	Copying/Printings Services	37	30,205	0	0	0
01150012	EST Support Services	52840	Licenses/Certifications	0	3,363	0	0	0
01150012	EST Support Services	52850	Postage/Shipping	170	1,035	0	0	0
01150012	EST Support Services	52870	Subscriptions	138	0	0	0	0
			Section Total	226,334	642,915	130,055	130,055	146,630
01150012	EST Support Services	54102	Equipment - Audio & Video	0	5,071	0	0	0
01150012	EST Support Services	54150	Equipment - Computer	32,976	44,543	0	0	0
01150012	EST Support Services	54152	Equipment - LAN	0	305	0	0	0
01150012	EST Support Services	54154	Equipment - Portable Device	26,294	5,069	0	0	0
01150012	EST Support Services	54156	Equipment - Printer	14,009	3,802	0	0	0
01150012	EST Support Services	54204	Software - Other	0	1,750	0	0	0
01150012	EST Support Services	54206	Software - Portable	1,669	63	0	0	0
01150012	EST Support Services	54208	Software - Server	6,618	13,625	0	0	0
01150012	EST Support Services	54212	Software - Personal Computer	580	23,646	8,000	8,000	8,000
01150012	EST Support Services	54310	Supplies - Computer	5,673	1,437	0	0	0
01150012	EST Support Services	54311	Supplies - Mobile Device	2,640	13,047	0	0	0
01150012	EST Support Services	54336	Supplies - Office	3,464	239	0	0	0

ORG	ORG DESCRIPTION	OBJ	DESCRIPTION	2013 ACTUAL	2014 ACTUAL	2015 ORIGINAL BUDGET	2015 REVISED BUDGET	2016 BUDGET
01150012	EST Support Services	54340	Supplies - Operational	0	189	0	0	0
			Section Total	93,923	112,786	8,000	8,000	8,000
01150012	EST Support Services	55210	Software - Personal Computer	0	204,642	233,000	233,000	233,000
01150012	EST Support Services	55215	Software - Portable Device	25,320	14	0	0	0
01150012	EST Support Services	55230	Software - Other	15,600	15,000	0	0	0
			Section Total	40,920	219,656	233,000	233,000	233,000
01150013	EST Data Analytics	51100	Regular Salary/Wages	343,631	300,185	311,603	311,603	370,480
01150013	EST Data Analytics	51120	Allowances	3,084	4,192	2,548	2,548	6,266
01150013	EST Data Analytics	51505	FICA/OADSI	20,271	17,954	19,477	19,477	23,359
01150013	EST Data Analytics	51510	FICA/MD	4,707	4,233	4,555	4,555	5,463
01150013	EST Data Analytics	51515	Employers KPERS	29,460	29,600	32,452	32,452	42,234
01150013	EST Data Analytics	51530	Pension Plan	21,563	28,782	22,933	22,933	29,010
01150013	EST Data Analytics	51540	Workers Compensation	404	360	500	500	848
01150013	EST Data Analytics	51545	Unemployment	1,360	1,311	1,713	1,713	1,778
01150013	EST Data Analytics	51550	Health Insurance	53,965	52,848	69,000	69,000	87,000
01150013	EST Data Analytics	51555	Short Term Disability	115	112	150	150	180
01150013	EST Data Analytics	51565	Life Insurance	808	720	642	642	905
01150013	EST Data Analytics	51570	Employee Assistance Program	123	123	137	137	165
			Section Total	479,490	440,420	465,710	465,710	567,688
01150013	EST Data Analytics	52159	Other Professional Services	7,249	28,300	0	0	0
01150013	EST Data Analytics	52192	Mobile Device Support	36,000	0	0	0	0
01150013	EST Data Analytics	52196	Server Support	0	0	0	0	0
01150013	EST Data Analytics	52302	Training/Travel/Mtgs - Per Diem	1,080	1,492	40,000	40,000	40,000
01150013	EST Data Analytics	52303	Meals/Food/Refreshments	2,544	0	0	0	0
01150013	EST Data Analytics	52304	Training/Mtgs - Registration	8,185	9,693	0	0	0
01150013	EST Data Analytics	52306	Training/Travel - Airline	1,430	2,630	0	0	0
01150013	EST Data Analytics	52308	Training/Travel - Mileage	68	168	0	0	0
01150013	EST Data Analytics	52310	Training/Travel - Parking	101	159	0	0	0
01150013	EST Data Analytics	52312	Training/Travel - Taxi	0	69	0	0	0
01150013	EST Data Analytics	52314	Training/Travel - Tolls	1,808	0	0	0	0
01150013	EST Data Analytics	52316	Training/Travel - Lodging	3,181	6,951	0	0	0
01150013	EST Data Analytics	52444	Maint Agrmnt - PC Software	283,897	850	0	0	150,000
01150013	EST Data Analytics	52446	Maint Agrmnt - Server Software	139,973	13,293	0	0	0
01150013	EST Data Analytics	52452	Maint Agrmnt - MD Software	1,971	0	0	0	0
01150013	EST Data Analytics	52454	Maint Agrmnt - Other Software	19,044	16,475	0	0	0
01150013	EST Data Analytics	52547	Telecommunications	815	0	0	0	0
01150013	EST Data Analytics	52551	Mobile Device Data Plan	0	20,680	0	0	0
01150013	EST Data Analytics	52557	Internet Service Provider	323	0	0	0	0
01150013	EST Data Analytics	52563	Computer/Data Processing	494	0	0	0	0
01150013	EST Data Analytics	52718	Repair/Maint - PC & Printers	125	0	0	0	0
01150013	EST Data Analytics	52810	Copying/Printings Services	0	136	0	0	0
01150013	EST Data Analytics	52820	Dues/Memberships	99	90	0	0	0
			Section Total	508,387	100,986	40,000	40,000	190,000
01150013	EST Data Analytics	54150	Equipment - Computer	245	0	0	0	0
01150013	EST Data Analytics	54154	Equipment - Portable Device	32	0	0	0	0
01150013	EST Data Analytics	54206	Software - Portable	311	0	0	0	0
01150013	EST Data Analytics	54208	Software - Server	7,360	10,465	0	0	0
01150013	EST Data Analytics	54210	Software -WAN	0	750	0	0	0
01150013	EST Data Analytics	54212	Software - Personal Computer	0	49	15,000	15,000	15,000
01150013	EST Data Analytics	54336	Supplies - Office	262	0	0	0	0
			Section Total	8,210	11,264	15,000	15,000	15,000
01150013	EST Data Analytics	55220	Software - Server	34,945	38,400	0	0	0
01150013	EST Data Analytics	55230	Software - Other	8,177	0	0	0	0
			Section Total	43,122	38,400	0	0	0
01150014	EST Infrastructure	51100	Regular Salary/Wages	159,832	92,946	77,830	77,830	221,590
01150014	EST Infrastructure	51120	Allowances	3,170	2,318	1,950	2,860	5,538
01150014	EST Infrastructure	51505	FICA/OADSI	9,680	5,780	4,946	13,624	14,082
01150014	EST Infrastructure	51510	FICA/MD	2,242	1,373	1,157	3,186	3,294
01150014	EST Infrastructure	51515	Employers KPERS	14,157	9,257	8,241	22,700	25,461
01150014	EST Infrastructure	51530	Pension Plan	10,291	10,098	5,824	16,041	17,488
01150014	EST Infrastructure	51540	Workers Compensation	187	118	127	350	511
01150014	EST Infrastructure	51545	Unemployment	633	435	428	1,193	1,064
01150014	EST Infrastructure	51550	Health Insurance	28,260	13,676	13,800	41,400	43,500
01150014	EST Infrastructure	51555	Short Term Disability	47	29	30	90	90
01150014	EST Infrastructure	51565	Life Insurance	373	237	163	449	545
01150014	EST Infrastructure	51570	Employee Assistance Program	52	32	27	82	82
			Section Total	228,925	136,299	114,523	179,805	333,245

ORG	ORG DESCRIPTION	OBJ	DESCRIPTION	2013 ACTUAL	2014 ACTUAL	2015 ORIGINAL BUDGET	2015 REVISED BUDGET	2016 BUDGET
01150014	EST Infrastructure	52100	Services	2,495	0	0	0	0
01150014	EST Infrastructure	52156	Offsite Storage	0	128	0	0	0
01150014	EST Infrastructure	52159	Other Professional Services	1,518	47,869	0	0	0
01150014	EST Infrastructure	52178	Temporary Agencies	38,929	17,085	0	0	0
01150014	EST Infrastructure	52190	LAN Support	10,584	5,966	0	0	0
01150014	EST Infrastructure	52196	Server Support	0	10,600	108,000	108,000	100,000
01150014	EST Infrastructure	52199	WAN Support	0	23,750	0	0	0
01150014	EST Infrastructure	52302	Training/Travel/Mtgs - Per Diem	5,481	736	20,000	20,000	20,000
01150014	EST Infrastructure	52304	Training/Mtgs - Registration	2,085	10,597	0	0	0
01150014	EST Infrastructure	52306	Training/Travel - Airline	2,040	2,457	0	0	0
01150014	EST Infrastructure	52308	Training/Travel - Mileage	144	67	0	0	0
01150014	EST Infrastructure	52310	Training/Travel - Parking	52	126	0	0	0
01150014	EST Infrastructure	52312	Training/Travel - Taxi	34	167	0	0	0
01150014	EST Infrastructure	52316	Training/Travel - Lodging	1,538	3,646	0	0	0
01150014	EST Infrastructure	52320	Training/Mtgs - Hosted by City	245	0	0	0	0
01150014	EST Infrastructure	52322	Training - Materials	0	8,759	0	0	0
01150014	EST Infrastructure	52434	Maint Agrmnt - WAN Software	0	11,670	815,835	815,835	740,000
01150014	EST Infrastructure	52440	Maint Agrmnt - LAN Software	36,480	3,374	0	0	0
01150014	EST Infrastructure	52446	Maint Agrmnt - Server Software	46,643	22,248	0	0	0
01150014	EST Infrastructure	52448	Maint Agrmnt - Servers	61,724	0	0	0	0
01150014	EST Infrastructure	52454	Maint Agrmnt - Other Software	2,285	0	0	0	0
01150014	EST Infrastructure	52520	Mobile Devices	10,560	0	0	0	0
01150014	EST Infrastructure	52557	Internet Service Provider	4,264	0	0	0	0
01150014	EST Infrastructure	52559	Data Wiring	0	2,347	13,000	13,000	13,000
01150014	EST Infrastructure	52562	Cloud Storage	2,435	1,595	0	0	0
01150014	EST Infrastructure	52563	Computer/Data Processing	755	0	0	0	0
01150014	EST Infrastructure	52564	LAN Service	0	34,203	0	0	0
01150014	EST Infrastructure	52639	Rents - Servers	885	0	0	0	0
01150014	EST Infrastructure	52710	Repair/Maint - Comp Equip	367	0	0	0	0
01150014	EST Infrastructure	52716	Repair/Maint - LAN Equip	1,031	74,057	0	0	0
01150014	EST Infrastructure	52718	Repair/Maint - PC & Printers	380	0	0	0	0
01150014	EST Infrastructure	52720	Repair/Maint - Servers	0	74,131	0	0	0
01150014	EST Infrastructure	52850	Postage/Shipping	12	0	0	0	0
			Section Total	232,966	355,578	956,835	956,835	873,000
01150014	EST Infrastructure	54150	Equipment - Computer	811	0	0	0	0
01150014	EST Infrastructure	54152	Equipment - LAN	38,097	11,814	0	0	0
01150014	EST Infrastructure	54154	Equipment - Portable Device	52	0	0	0	0
01150014	EST Infrastructure	54158	Equipment - Server	5,721	17,802	0	0	0
01150014	EST Infrastructure	54162	Equipment - WAN	0	6,189	0	0	0
01150014	EST Infrastructure	54208	Software - Server	833	27,728	0	0	0
01150014	EST Infrastructure	54210	Software -WAN	0	9,204	0	0	0
01150014	EST Infrastructure	54212	Software - Personal Computer	259	0	15,000	15,000	15,000
				45,773	72,737	15,000	15,000	15,000
01150014	EST Infrastructure	55135	Equipment - Computer	354	0	0	0	0
01150014	EST Infrastructure	55140	Equipment - LAN	47,914	4,511	0	0	0
01150014	EST Infrastructure	55155	Equipment - Server	34,991	1,686	0	0	0
01150014	EST Infrastructure	55165	Equipment - WAN	0	1,012	0	0	0
01150014	EST Infrastructure	55210	Software - Personal Computer	50	0	0	0	0
01150014	EST Infrastructure	55220	Software - Server	7,496	271,966	0	0	0
01150014	EST Infrastructure	55225	Software - WAN	885	0	0	0	0
			Section Total	91,690	279,175	0	0	0
			Department Total	2,508,560	2,954,785	3,453,881	3,453,881	3,484,076
01180000	Legal	51100	Regular Salary/Wages	348,492	351,848	428,087	428,087	437,828
01180000	Legal	51110	Overtime/Shift/Hazard	1,443	223	0	0	0
01180000	Legal	51120	Allowances	9,328	11,562	12,458	12,458	12,346
01180000	Legal	51505	FICA/OADSI	20,155	20,381	27,314	27,314	27,911
01180000	Legal	51510	FICA/MD	4,957	5,105	6,387	6,387	6,529
01180000	Legal	51515	Employers KPERS	31,006	35,360	45,508	45,508	50,464
01180000	Legal	51530	Pension Plan	30,047	31,248	30,946	30,946	33,551
01180000	Legal	51540	Workers Compensation	423	433	680	680	984
01180000	Legal	51545	Unemployment	1,449	1,591	2,355	2,355	2,101
01180000	Legal	51550	Health Insurance	57,929	49,368	59,600	59,600	72,500
01180000	Legal	51555	Short Term Disability	125	125	120	120	150
01180000	Legal	51565	Life Insurance	846	867	749	749	923
01180000	Legal	51570	Employee Assistance Program	102	104	137	137	165
			Section Total	506,301	508,215	614,341	614,341	645,452
01180000	Legal	52106	Appraisal Services	1,750	4,450	5,000	5,000	4,250
01180000	Legal	52111	Bond Counsel	0	0	3,765	3,765	3,765
01180000	Legal	52138	Insurance Services	0	0	19,750	19,750	19,000
01180000	Legal	52150	Legal Services	18,534	2,011	7,500	7,500	7,500
01180000	Legal	52156	Offsite Storage	399	390	0	0	1,000

ORG	ORG DESCRIPTION	OBJ	DESCRIPTION	2013 ACTUAL	2014 ACTUAL	2015 ORIGINAL BUDGET	2015 REVISED BUDGET	2016 BUDGET
01180000	Legal	52159	Other Professional Services	18,000	18,604	12,000	12,000	0
01180000	Legal	52300	Training/Travel/Meetings	1,421	566	3,450	3,450	3,450
01180000	Legal	52302	Training/Travel/Mtgs - Per Diem	1,010	199	1,800	1,800	1,800
01180000	Legal	52303	Meals/Food/Refreshments	196	230	711	711	711
01180000	Legal	52304	Training/Mtgs - Registration	1,050	730	3,000	3,000	3,000
01180000	Legal	52306	Training/Travel - Airline	769	50	2,500	2,500	2,500
01180000	Legal	52308	Training/Travel - Mileage	0	0	1,928	1,928	1,928
01180000	Legal	52310	Training/Travel - Parking	6	0	250	250	250
01180000	Legal	52312	Training/Travel - Taxi	43	0	200	200	200
01180000	Legal	52314	Training/Travel - Tolls	0	9	200	200	200
01180000	Legal	52316	Training/Travel - Lodging	1,596	870	4,950	4,950	4,950
01180000	Legal	52318	Training/Travel - Rental Car	0	0	265	265	265
01180000	Legal	52320	Training/Mtgs - Hosted by City	0	0	500	500	500
01180000	Legal	52322	Training - Materials	0	0	150	150	150
01180000	Legal	52530	Telephone	0	0	100	100	100
01180000	Legal	52718	Repair/Maint - PC & Printers	0	0	324	324	324
01180000	Legal	52800	Advertising/Publications	290	919	240	240	940
01180000	Legal	52810	Copying/Printings Services	42	908	1,956	1,956	1,256
01180000	Legal	52815	Court/Recording Fees	6,614	588	721	721	721
01180000	Legal	52820	Dues/Memberships	3,339	3,261	5,650	5,650	5,650
01180000	Legal	52830	Insurance - Property & Liability	322,167	339,438	355,000	355,000	398,336
01180000	Legal	52840	Licenses/Certifications	1,160	65	3,500	3,500	3,500
01180000	Legal	52850	Postage/Shipping	9	68	516	516	516
01180000	Legal	52857	Litigation	0	0	4,100	4,100	4,100
01180000	Legal	52870	Subscriptions	12,747	13,345	18,667	18,667	18,667
			Section Total	391,143	386,701	458,693	458,693	489,529
01180000	Legal	54100	Equipment (commodities)	88	0	2,401	2,401	2,401
01180000	Legal	54150	Equipment - Computer	0	0	1,316	1,316	1,316
01180000	Legal	54336	Supplies - Office	1,333	826	5,004	5,004	5,004
01180000	Legal	54342	Supplies - Other/misc	102	285	0	0	0
01180000	Legal	54405	Books/Videos	353	333	1,416	1,416	1,416
			Section Total	1,876	1,444	10,137	10,137	10,137
01181000	Prosecution	51100	Regular Salary/Wages	225,365	221,573	220,033	220,033	247,156
01181000	Prosecution	51110	Overtime/Shift/Hazard	329	0	0	0	0
01181000	Prosecution	51120	Allowances	2,121	2,604	2,730	2,730	3,930
01181000	Prosecution	51505	FICA/OADSI	12,987	13,048	13,811	13,811	15,568
01181000	Prosecution	51510	FICA/MD	3,009	3,080	3,230	3,230	3,641
01181000	Prosecution	51515	Employers KPERS	18,846	20,710	23,012	23,012	28,148
01181000	Prosecution	51530	Pension Plan	16,560	18,687	16,262	16,262	18,656
01181000	Prosecution	51540	Workers Compensation	272	272	345	345	550
01181000	Prosecution	51545	Unemployment	893	979	1,210	1,210	1,186
01181000	Prosecution	51550	Health Insurance	51,857	41,401	45,800	45,800	43,500
01181000	Prosecution	51555	Short Term Disability	100	102	90	90	90
01181000	Prosecution	51565	Life Insurance	460	456	381	381	507
01181000	Prosecution	51570	Employee Assistance Program	75	98	110	110	110
			Section Total	332,875	323,010	327,014	327,014	363,042
01181000	Prosecution	52150	Legal Services	0	0	2,645	2,645	2,645
01181000	Prosecution	52300	Training/Travel/Meetings	606	0	0	0	0
01181000	Prosecution	52302	Training/Travel/Mtgs - Per Diem	559	934	1,080	1,080	1,080
01181000	Prosecution	52303	Meals/Food/Refreshments	0	86	200	200	200
01181000	Prosecution	52304	Training/Mtgs - Registration	2,170	1,554	2,000	2,000	2,000
01181000	Prosecution	52306	Training/Travel - Airline	374	1,051	1,800	1,800	1,800
01181000	Prosecution	52308	Training/Travel - Mileage	34	67	1,760	1,760	1,760
01181000	Prosecution	52310	Training/Travel - Parking	81	37	200	200	200
01181000	Prosecution	52312	Training/Travel - Taxi	54	50	100	100	100
01181000	Prosecution	52314	Training/Travel - Tolls	0	9	100	100	100
01181000	Prosecution	52316	Training/Travel - Lodging	1,177	1,405	2,500	2,500	2,500
01181000	Prosecution	52318	Training/Travel - Rental Car	0	0	220	220	220
01181000	Prosecution	52324	Mileage - Other	0	39	0	0	0
01181000	Prosecution	52800	Advertising/Publications	0	428	0	0	250
01181000	Prosecution	52810	Copying/Printings Services	127	27	486	486	486
01181000	Prosecution	52815	Court/Recording Fees	0	0	108	108	108
01181000	Prosecution	52820	Dues/Memberships	1,919	1,348	3,200	3,200	2,750
01181000	Prosecution	52840	Licenses/Certifications	745	334	444	444	444
01181000	Prosecution	52850	Postage/Shipping	98	88	108	108	108
01181000	Prosecution	52870	Subscriptions	2,153	1,360	1,200	1,200	1,400
			Section Total	10,097	8,817	18,151	18,151	18,151
01181000	Prosecution	54100	Equipment (commodities)	0	0	271	271	271
01181000	Prosecution	54150	Equipment - Computer	0	0	540	540	540
01181000	Prosecution	54336	Supplies - Office	96	124	948	948	948
01181000	Prosecution	54342	Supplies - Other/misc	0	176	0	0	0

ORG	ORG DESCRIPTION	OBJ	DESCRIPTION	2013 ACTUAL	2014 ACTUAL	2015 ORIGINAL BUDGET	2015 REVISED BUDGET	2016 BUDGET
01181000	Prosecution	54405	Books/Videos	353	43	580	580	580
			Section Total	449	343	2,339	2,339	2,339
			Department Total	1,242,741	1,228,530	1,430,675	1,430,675	1,528,650
01200000	CD Administration	51100	Regular Salary/Wages	559,267	560,575	564,243	577,603	596,536
01200000	CD Administration	51110	Overtime/Shift/Hazard	7,820	9,521	13,562	13,562	13,562
01200000	CD Administration	51120	Allowances	9,803	10,845	9,728	9,728	11,216
01200000	CD Administration	51505	FICA/OADSI	33,653	33,768	36,428	37,256	38,521
01200000	CD Administration	51510	FICA/MD	7,961	8,119	8,520	8,714	9,009
01200000	CD Administration	51515	Employers KPERS	49,496	54,715	59,221	60,601	69,651
01200000	CD Administration	51520	Employers KPERS W@R	994	2,223	0	0	0
01200000	CD Administration	51530	Pension Plan	45,883	47,422	42,890	43,638	47,594
01200000	CD Administration	51540	Workers Compensation	688	695	1,097	1,097	1,629
01200000	CD Administration	51545	Unemployment	2,354	2,537	3,179	3,179	2,928
01200000	CD Administration	51550	Health Insurance	98,767	110,052	135,500	135,500	134,850
01200000	CD Administration	51555	Short Term Disability	253	250	315	315	300
01200000	CD Administration	51565	Life Insurance	1,342	1,353	1,169	1,169	1,456
01200000	CD Administration	51570	Employee Assistance Program	243	264	330	330	283
01200000	CD Administration	51575	Other Benefits	12	0	0	0	0
			Section Total	818,537	842,339	876,182	892,692	927,535
01200000	CD Administration	52100	Services	195	-620	8,000	8,000	0
01200000	CD Administration	52156	Offsite Storage	1,549	4,494	0	0	5,000
01200000	CD Administration	52159	Other Professional Services	3,307	2,744	0	127,035	3,000
01200000	CD Administration	52178	Temporary Agencies	2,853	0	0	0	0
01200000	CD Administration	52300	Training/Travel/Meetings	-1,127	-280	10,000	10,000	12,000
01200000	CD Administration	52302	Training/Travel/Mtgs - Per Diem	598	1,368	0	0	0
01200000	CD Administration	52303	Meals/Food/Refreshments	34	306	1,200	1,200	1,000
01200000	CD Administration	52304	Training/Mtgs - Registration	4,863	6,095	0	0	0
01200000	CD Administration	52306	Training/Travel - Airline	661	3,058	0	0	0
01200000	CD Administration	52308	Training/Travel - Mileage	0	4	0	0	0
01200000	CD Administration	52310	Training/Travel - Parking	31	10	0	0	0
01200000	CD Administration	52312	Training/Travel - Taxi	27	-22	0	0	0
01200000	CD Administration	52314	Training/Travel - Tolls	17	15	0	0	0
01200000	CD Administration	52316	Training/Travel - Lodging	1,603	2,221	0	0	0
01200000	CD Administration	52318	Training/Travel - Rental Car	246	0	0	0	0
01200000	CD Administration	52320	Training/Mtgs - Hosted by City	81	38	0	0	0
01200000	CD Administration	52322	Training - Materials	400	29	0	0	0
01200000	CD Administration	52324	Mileage - Other	59	0	0	0	0
01200000	CD Administration	52400	Maintenance Agreement	113	0	0	0	0
01200000	CD Administration	52442	Maint Agrmnt - PC & Printer	1,297	1,151	0	0	0
01200000	CD Administration	52454	Maint Agrmnt - Other Software	115	0	0	0	0
01200000	CD Administration	52500	Utility Service	17,390	0	0	0	0
01200000	CD Administration	52530	Telephone	1,434	0	0	0	0
01200000	CD Administration	52624	Rents - Equipment	375	220	0	0	0
01200000	CD Administration	52718	Repair/Maint - PC & Printers	0	218	0	0	0
01200000	CD Administration	52800	Advertising/Publications	198	0	0	0	0
01200000	CD Administration	52810	Copying/Printings Services	18,526	2,074	5,250	5,250	2,250
01200000	CD Administration	52820	Dues/Memberships	1,818	1,460	2,000	2,000	3,000
01200000	CD Administration	52825	Association Dues	60	1,420	0	0	0
01200000	CD Administration	52840	Licenses/Certifications	0	250	0	0	0
01200000	CD Administration	52850	Postage/Shipping	525	0	1,500	1,500	0
01200000	CD Administration	52870	Subscriptions	0	19	0	0	0
01200000	CD Administration	52999	Pcard Holding	0	6	0	0	0
			Section Total	57,247	26,278	27,950	154,985	26,250
01200000	CD Administration	54110	Equipment - Other Minor	0	0	112	112	0
01200000	CD Administration	54150	Equipment - Computer	0	0	750	750	0
01200000	CD Administration	54300	Supplies	40	0	6,314	6,314	0
01200000	CD Administration	54330	Supplies - Medical (disposable)	0	342	0	0	350
01200000	CD Administration	54332	Supplies - Medical (durable)	0	110	0	0	250
01200000	CD Administration	54336	Supplies - Office	5,052	3,344	0	0	3,500
01200000	CD Administration	54342	Supplies - Other/misc	29	200	0	0	250
01200000	CD Administration	54405	Books.Videos	164	150	0	0	250
01200000	CD Administration	54425	Furniture	0	0	500	500	0
01200000	CD Administration	54432	Recognition	0	129	0	0	250
			Section Total	5,285	4,275	7,676	7,676	4,850
01201000	Community Standards	51100	Regular Salary/Wages	148,133	150,491	165,296	165,296	164,037
01201000	Community Standards	51110	Overtime/Shift/Hazard	38	32	0	0	0
01201000	Community Standards	51120	Allowances	1,372	1,316	910	910	1,313
01201000	Community Standards	51505	FICA/OADSI	8,760	8,869	10,305	10,305	10,252
01201000	Community Standards	51510	FICA/MD	2,031	2,092	2,410	2,410	2,397
01201000	Community Standards	51515	Employers KPERS	12,311	14,069	17,170	17,170	18,536
01201000	Community Standards	51530	Pension Plan	11,614	12,243	12,133	12,133	10,923

ORG	ORG DESCRIPTION	OBJ	DESCRIPTION	2013 ACTUAL	2014 ACTUAL	2015 ORIGINAL BUDGET	2015 REVISED BUDGET	2016 BUDGET
01201000	Community Standards	51540	Workers Compensation	312	320	264	264	1,704
01201000	Community Standards	51545	Unemployment	600	644	909	909	788
01201000	Community Standards	51550	Health Insurance	51,444	53,497	45,800	45,800	43,500
01201000	Community Standards	51555	Short Term Disability	71	72	90	90	90
01201000	Community Standards	51565	Life Insurance	338	341	293	293	340
01201000	Community Standards	51570	Employee Assistance Program	78	79	110	110	82
			Section Total	237,103	244,065	255,690	255,690	253,962
01201000	Community Standards	52100	Services	0	0	30,000	30,000	30,000
01201000	Community Standards	52154	Mowing (Weeds)	8,650	11,455	0	0	0
01201000	Community Standards	52155	Mowing (Nuisance)	3,123	11,358	0	0	0
01201000	Community Standards	52300	Training/Travel/Meetings	250	677	2,250	2,250	2,500
01201000	Community Standards	52302	Training/Travel/Mtgs - Per Diem	0	222	0	0	0
01201000	Community Standards	52304	Training/Mtgs - Registration	300	0	0	0	0
01201000	Community Standards	52306	Training/Travel - Airline	0	622	0	0	0
01201000	Community Standards	52312	Training/Travel - Taxi	0	40	0	0	0
01201000	Community Standards	52316	Training/Travel - Lodging	0	730	0	0	0
01201000	Community Standards	52320	Training/Mtgs - Hosted by City	18	16	0	0	0
01201000	Community Standards	52700	Repair/Maintenance	0	0	500	500	500
01201000	Community Standards	52800	Advertising/Publications	241	366	500	500	500
01201000	Community Standards	52810	Copying/Printings Services	51	0	0	0	250
01201000	Community Standards	52815	Court/Recording Fees	2,080	2,316	1,000	1,000	2,500
01201000	Community Standards	52820	Dues/Memberships	0	0	300	300	250
			Section Total	14,713	27,802	34,550	34,550	36,500
01201000	Community Standards	54110	Equipment - Other Minor	0	210	350	350	250
01201000	Community Standards	54300	Supplies	0	40	100	100	250
01201000	Community Standards	54330	Supplies - Medical (disposable)	171	0	0	0	0
01201000	Community Standards	54336	Supplies - Office	0	191	0	0	0
01201000	Community Standards	54405	Books/Videos	26	17	200	200	150
01201000	Community Standards	54442	Uniforms	684	24	1,000	1,000	1,000
			Section Total	881	482	1,650	1,650	1,650
01202000	Building Inspection	51100	Regular Salary/Wages	304,275	290,229	422,273	422,273	399,064
01202000	Building Inspection	51110	Overtime/Shift/Hazard	5,377	5,725	0	0	0
01202000	Building Inspection	51505	FICA/OADSI	18,641	17,657	26,182	26,182	24,742
01202000	Building Inspection	51510	FICA/MD	4,322	4,167	6,123	6,123	5,786
01202000	Building Inspection	51515	Employers KPERS	21,905	24,733	43,621	43,621	44,735
01202000	Building Inspection	51520	Employers KPERS W@R	0	3,802	0	0	0
01202000	Building Inspection	51530	Pension Plan	22,574	24,742	30,827	30,827	28,130
01202000	Building Inspection	51540	Workers Compensation	5,774	5,575	10,519	10,519	12,050
01202000	Building Inspection	51545	Unemployment	1,271	1,304	2,323	2,323	1,915
01202000	Building Inspection	51550	Health Insurance	56,520	62,430	91,600	91,600	87,000
01202000	Building Inspection	51555	Short Term Disability	95	109	180	180	180
01202000	Building Inspection	51565	Life Insurance	601	674	714	714	876
01202000	Building Inspection	51570	Employee Assistance Program	104	119	220	220	165
01202000	Building Inspection	51575	Other Benefits	0	18	0	0	0
			Section Total	441,460	441,284	634,582	634,582	604,643
01202000	Building Inspection	52100	Services	10	0	3,000	3,000	3,000
01202000	Building Inspection	52159	Other Professional Services	0	12,425	0	0	0
01202000	Building Inspection	52300	Training/Travel/Meetings	20	0	6,000	6,000	4,000
01202000	Building Inspection	52302	Training/Travel/Mtgs - Per Diem	345	238	0	0	0
01202000	Building Inspection	52304	Training/Mtgs - Registration	-135	930	0	0	0
01202000	Building Inspection	52306	Training/Travel - Airline	0	519	0	0	0
01202000	Building Inspection	52312	Training/Travel - Taxi	0	68	0	0	0
01202000	Building Inspection	52316	Training/Travel - Lodging	424	905	0	0	0
01202000	Building Inspection	52322	Training - Materials	316	0	0	0	0
01202000	Building Inspection	52700	Repair/Maintenance	0	0	1,000	1,000	1,000
01202000	Building Inspection	52800	Advertising/Publications	28	0	1,000	1,000	1,000
01202000	Building Inspection	52810	Copying/Printings Services	345	20	0	0	0
01202000	Building Inspection	52820	Dues/Memberships	452	623	1,000	1,000	1,000
01202000	Building Inspection	52840	Licenses/Certifications	0	489	0	0	1,000
01202000	Building Inspection	52855	Public Notices	0	43	0	0	0
			Section Total	1,804	16,260	12,000	12,000	11,000
01202000	Building Inspection	54300	Supplies	29	0	200	200	500
01202000	Building Inspection	54320	Supplies - Field	94	64	0	0	0
01202000	Building Inspection	54336	Supplies - Office	48	346	0	0	0
01202000	Building Inspection	54405	Books/Videos	179	625	2,000	2,000	1,700
01202000	Building Inspection	54442	Uniforms	1,514	288	3,000	3,000	3,000
01202000	Building Inspection	54444	Uniforms - Boots	344	346	0	0	0
			Section Total	2,208	1,669	5,200	5,200	5,200
01203000	Land Use	51100	Regular Salary/Wages	341,599	318,689	326,421	326,421	344,362
01203000	Land Use	51110	Overtime/Shift/Hazard	107	130	0	0	0

ORG	ORG DESCRIPTION	OBJ	DESCRIPTION	2013 ACTUAL	2014 ACTUAL	2015 ORIGINAL BUDGET	2015 REVISED BUDGET	2016 BUDGET
01203000	Land Use	51120	Allowances	917	2,441	910	910	910
01203000	Land Use	51505	FICA/OADSI	20,459	18,938	20,295	20,295	21,406
01203000	Land Use	51510	FICA/MD	4,748	4,465	4,745	4,745	5,006
01203000	Land Use	51515	Employers KPERS	29,540	31,088	33,813	33,813	38,705
01203000	Land Use	51530	Pension Plan	28,306	27,261	23,896	23,896	26,588
01203000	Land Use	51540	Workers Compensation	411	379	520	520	779
01203000	Land Use	51545	Unemployment	1,408	1,381	1,795	1,795	1,652
01203000	Land Use	51550	Health Insurance	68,758	69,492	69,000	69,000	72,500
01203000	Land Use	51555	Short Term Disability	117	114	150	150	150
01203000	Land Use	51565	Life Insurance	823	759	667	667	828
01203000	Land Use	51570	Employee Assistance Program	127	125	137	137	138
01203000	Land Use	51575	Other Benefits	15	0	0	0	0
			Section Total	497,335	475,262	482,349	482,349	513,024
01203000	Land Use	52100	Services	0	5,000	10,000	10,000	11,750
01203000	Land Use	52159	Other Professional Services	2,613	0	0	0	0
01203000	Land Use	52166	Photography Services	0	0	200	200	0
01203000	Land Use	52300	Training/Travel/Meetings	2,148	384	10,000	10,000	1,000
01203000	Land Use	52302	Training/Travel/Mtgs - Per Diem	1,695	1,095	0	0	1,200
01203000	Land Use	52303	Meals/Food/Refreshments	0	120	50	50	200
01203000	Land Use	52304	Training/Mtgs - Registration	2,494	2,060	0	0	2,050
01203000	Land Use	52306	Training/Travel - Airline	850	962	0	0	1,000
01203000	Land Use	52310	Training/Travel - Parking	47	323	0	0	300
01203000	Land Use	52312	Training/Travel - Taxi	162	145	0	0	0
01203000	Land Use	52316	Training/Travel - Lodging	2,411	3,907	0	0	4,000
01203000	Land Use	52318	Training/Travel - Rental Car	0	26	0	0	0
01203000	Land Use	52563	Computer/Data Processing	0	0	1,500	1,500	500
01203000	Land Use	52800	Advertising/Publications	64	48	1,000	1,000	100
01203000	Land Use	52810	Copying/Printings Services	51	129	0	0	150
01203000	Land Use	52815	Court/Recording Fees	44	0	0	0	0
01203000	Land Use	52820	Dues/Memberships	3,355	2,040	3,500	3,500	2,500
01203000	Land Use	52825	Association Dues	30	0	0	0	0
01203000	Land Use	52850	Postage/Shipping	21	0	0	0	0
01203000	Land Use	52855	Public Notices	955	1,803	1,000	1,000	2,000
01203000	Land Use	52870	Subscriptions	0	408	0	0	500
			Section Total	16,941	18,450	27,250	27,250	27,250
01203000	Land Use	54110	Equipment - Other Minor	0	0	175	175	175
01203000	Land Use	54200	Software	0	0	50	50	50
01203000	Land Use	54206	Software - Portable	5	0	0	0	0
01203000	Land Use	54328	Supplies - Lumber	0	31	0	0	0
01203000	Land Use	54336	Supplies - Office	96	176	0	0	0
01203000	Land Use	54405	Books/Videos	28	0	150	150	150
01203000	Land Use	54440	Subscription - Material	279	0	0	0	0
01203000	Land Use	54442	Uniforms	263	-24	1,000	1,000	1,000
			Section Total	671	183	1,375	1,375	1,375
01203000	Land Use	55120	Equipment - Office	0	150	0	0	0
			Section Total	0	150	0	0	0
01204000	Engineering	51100	Regular Salary/Wages	690,727	698,872	929,009	856,711	896,521
01204000	Engineering	51110	Overtime/Shift/Hazard	13,418	16,025	0	0	0
01204000	Engineering	51120	Allowances	2,405	2,767	2,830	2,830	1,928
01204000	Engineering	51505	FICA/OADSI	41,910	42,439	57,774	53,292	55,703
01204000	Engineering	51510	FICA/MD	9,703	10,024	13,512	12,464	13,027
01204000	Engineering	51515	Employers KPERS	59,531	66,010	96,258	88,790	100,716
01204000	Engineering	51530	Pension Plan	58,478	60,377	68,022	62,744	68,720
01204000	Engineering	51540	Workers Compensation	5,912	6,670	13,616	11,816	17,682
01204000	Engineering	51545	Unemployment	2,836	3,154	5,109	4,711	4,304
01204000	Engineering	51550	Health Insurance	128,444	150,854	211,400	183,800	203,000
01204000	Engineering	51555	Short Term Disability	235	243	450	390	390
01204000	Engineering	51565	Life Insurance	1,651	1,687	1,836	1,688	2,090
01204000	Engineering	51570	Employee Assistance Program	254	264	440	385	385
			Section Total	1,015,503	1,059,386	1,400,256	1,279,621	1,364,466
01204000	Engineering	52100	Services	9,461	62,491	13,250	13,250	216,000
01204000	Engineering	52159	Other Professional Services	2,300	1,114	0	0	0
01204000	Engineering	52300	Training/Travel/Meetings	774	95	18,400	18,000	16,000
01204000	Engineering	52302	Training/Travel/Mtgs - Per Diem	2,475	1,949	0	0	0
01204000	Engineering	52303	Meals/Food/Refreshments	680	786	1,500	1,500	0
01204000	Engineering	52304	Training/Mtgs - Registration	3,353	5,377	0	0	0
01204000	Engineering	52306	Training/Travel - Airline	979	427	0	0	0
01204000	Engineering	52308	Training/Travel - Mileage	0	188	0	0	0
01204000	Engineering	52310	Training/Travel - Parking	217	99	0	0	0
01204000	Engineering	52312	Training/Travel - Taxi	151	0	0	0	0
01204000	Engineering	52314	Training/Travel - Tolls	23	59	0	0	0

ORG	ORG DESCRIPTION	OBJ	DESCRIPTION	2013 ACTUAL	2014 ACTUAL	2015 ORIGINAL BUDGET	2015 REVISED BUDGET	2016 BUDGET
01204000	Engineering	52316	Training/Travel - Lodging	5,111	5,361	0	0	0
01204000	Engineering	52318	Training/Travel - Rental Car	0	68	0	0	0
01204000	Engineering	52320	Training/Mtgs - Hosted by City	69	0	0	0	0
01204000	Engineering	52324	Mileage - Other	76	109	0	0	0
01204000	Engineering	52624	Rents - Equipment	245	194	500	500	250
01204000	Engineering	52700	Repair/Maintenance	0	0	500	500	500
01204000	Engineering	52800	Advertising/Publications	0	77	0	0	250
01204000	Engineering	52810	Copying/Printings Services	1,314	690	0	0	750
01204000	Engineering	52815	Court/Recording Fees	0	60	0	0	0
01204000	Engineering	52820	Dues/Memberships	2,333	4,526	3,400	3,100	5,000
01204000	Engineering	52840	Licenses/Certifications	36	345	500	500	500
01204000	Engineering	52855	Public Notices	0	41	0	0	0
01204000	Engineering	52870	Subscriptions	0	10	0	0	0
			Section Total	29,597	84,066	38,050	37,350	239,250
01204000	Engineering	54102	Equipment - Audio & Video	70	80	0	0	0
01204000	Engineering	54106	Equipment - Field	0	196	5,000	0	0
01204000	Engineering	54110	Equipment - Other Minor	436	0	750	750	0
01204000	Engineering	54150	Equipment - Computer	21	174	0	0	0
01204000	Engineering	54154	Equipment - Portable Device	92	0	0	0	0
01204000	Engineering	54200	Software	1,638	1,621	4,008	4,008	2,000
01204000	Engineering	54206	Software - Portable	0	11	0	0	0
01204000	Engineering	54300	Supplies	2,056	6	4,000	4,000	5,000
01204000	Engineering	54320	Supplies - Field	0	243	0	0	0
01204000	Engineering	54336	Supplies - Office	1,095	719	0	0	0
01204000	Engineering	54340	Supplies - Operational	189	585	0	0	0
01204000	Engineering	54342	Supplies - Other/misc	0	746	0	0	0
01204000	Engineering	54405	Books/Videos	478	1,066	0	0	0
01204000	Engineering	54420	Fuel	0	37	0	0	0
01204000	Engineering	54434	Recognition - Events	0	1,209	0	0	0
01204000	Engineering	54442	Uniforms	3,246	1,824	5,150	4,450	3,500
01204000	Engineering	54444	Uniforms - Boots	670	449	0	0	0
01204000	Engineering	54448	Uniforms - Clothing	1,583	330	0	0	0
			Section Total	11,574	9,296	18,908	13,208	10,500
			Department Total	3,150,860	3,251,247	3,823,668	3,840,178	4,027,455
01300000	Fire Administration	51100	Regular Salary/Wages	503,960	382,428	388,601	388,601	400,968
01300000	Fire Administration	51110	Overtime/Shift/Hazard	51	0	0	0	0
01300000	Fire Administration	51115	Holiday	204	0	0	0	0
01300000	Fire Administration	51120	Allowances	5,750	5,728	5,706	5,706	5,706
01300000	Fire Administration	51505	FICA/OADSI	29,294	22,137	24,447	24,447	25,214
01300000	Fire Administration	51510	FICA/MD	7,091	5,509	5,717	5,717	5,896
01300000	Fire Administration	51515	Employers KPERS	3,864	4,050	4,291	4,291	4,797
01300000	Fire Administration	51525	KP&F	81,525	69,213	75,352	75,352	83,185
01300000	Fire Administration	51530	Pension Plan	42,217	37,227	28,785	28,785	31,314
01300000	Fire Administration	51540	Workers Compensation	9,051	6,669	9,041	9,041	13,196
01300000	Fire Administration	51545	Unemployment	2,122	1,722	2,138	2,138	1,923
01300000	Fire Administration	51550	Health Insurance	80,407	53,617	55,200	55,200	58,000
01300000	Fire Administration	51555	Short Term Disability	127	95	120	120	120
01300000	Fire Administration	51565	Life Insurance	1,231	926	804	804	976
01300000	Fire Administration	51570	Employee Assistance Program	138	104	110	110	110
			Section Total	767,032	589,425	600,312	600,312	631,405
01300000	Fire Administration	52100	Services	30,073	24,864	44,541	44,541	75,541
01300000	Fire Administration	52156	Offsite Storage	124	154	0	0	0
01300000	Fire Administration	52300	Training/Travel/Meetings	-1,258	-21	0	0	0
01300000	Fire Administration	52303	Meals/Food/Refreshments	442	1,558	1,000	1,000	1,000
01300000	Fire Administration	52306	Training/Travel - Airline	-2	0	0	0	0
01300000	Fire Administration	52500	Utility Service	3,384	0	0	0	0
01300000	Fire Administration	52530	Telephone	-482	0	0	0	0
01300000	Fire Administration	52547	Telecommunications	19,746	5,999	28,226	28,226	28,226
01300000	Fire Administration	52810	Copying/Printings Services	958	564	755	755	755
01300000	Fire Administration	52820	Dues/Memberships	14,822	11,232	12,000	12,000	15,000
01300000	Fire Administration	52850	Postage/Shipping	500	194	250	250	250
			Section Total	68,307	44,544	86,772	86,772	120,772
01300000	Fire Administration	54100	Equipment (commodities)	13,776	11,329	13,000	13,000	13,000
01300000	Fire Administration	54110	Equipment - Other Minor	1,361	-3	0	0	0
01300000	Fire Administration	54300	Supplies	0	18	0	0	0
01300000	Fire Administration	54336	Supplies - Office	5,336	4,851	7,500	7,500	7,500
			Section Total	20,473	16,195	20,500	20,500	20,500
01300301	Fire Preparedness	54110	Equipment - Other Minor	0	1,876	2,000	2,000	2,000
			Section Total	0	1,876	2,000	2,000	2,000

ORG	ORG DESCRIPTION	OBJ	DESCRIPTION	2013 ACTUAL	2014 ACTUAL	2015 ORIGINAL BUDGET	2015 REVISED BUDGET	2016 BUDGET
01300302	Fire Occupational Safety	54100	Equipment (commodities)	2,242	2,535	2,500	2,500	2,500
			Section Total	2,242	2,535	2,500	2,500	2,500
01300303	Fire Prof. Development	52100	Services	0	0	0	0	5,000
01300303	Fire Prof. Development	52300	Training/Travel/Meetings	74,475	95,440	60,000	60,000	75,000
01300303	Fire Prof. Development	52302	Training/Travel/Mtgs - Per Diem	7	0	0	0	0
01300303	Fire Prof. Development	52303	Meals/Food/Refreshments	132	48	0	0	0
01300303	Fire Prof. Development	52320	Training/Mtgs - Hosted by City	-3,498	0	0	0	0
			Section Total	71,116	95,488	60,000	60,000	80,000
01300303	Fire Prof. Development	54100	Equipment (commodities)	23,797	13,603	20,000	20,000	25,000
			Section Total	23,797	13,603	20,000	20,000	25,000
01301000	Fire Operations	51100	Regular Salary/Wages	4,372,925	4,411,907	4,477,807	4,477,807	4,763,452
01301000	Fire Operations	51110	Overtime/Shift/Hazard	48,120	145,826	232,253	232,253	232,253
01301000	Fire Operations	51115	Holiday	127,970	129,020	174,641	174,641	174,641
01301000	Fire Operations	51202	Overtime - Fire Inspection	-30	0	0	0	0
01301000	Fire Operations	51204	Overtime - Automatic	986	0	0	0	0
01301000	Fire Operations	51206	Overtime - Callback	2,584	4,275	0	0	0
01301000	Fire Operations	51210	Overtime - Investigation	15	698	0	0	0
01301000	Fire Operations	51212	Overtime - Operational Duty	9,319	0	0	0	0
01301000	Fire Operations	51214	Overtime - Other	998	9,158	0	0	0
01301000	Fire Operations	51216	Overtime - Premium Pay	45,723	38,771	0	0	0
01301000	Fire Operations	51218	Overtime - Program Mgmt	3,741	6,992	0	0	0
01301000	Fire Operations	51220	Overtime - Public Education	1,394	2,451	0	0	0
01301000	Fire Operations	51222	Overtime - Special Events	7,319	6,261	0	0	0
01301000	Fire Operations	51226	Overtime - Training	16,724	9,280	0	0	0
01301000	Fire Operations	51505	FICA/OADSI	276,675	282,925	302,854	302,854	320,563
01301000	Fire Operations	51510	FICA/MD	63,774	67,100	70,827	70,827	74,965
01301000	Fire Operations	51525	KP&F	825,607	969,167	1,043,373	1,043,373	1,181,940
01301000	Fire Operations	51530	Pension Plan	387,344	407,690	356,585	356,585	398,111
01301000	Fire Operations	51540	Workers Compensation	89,618	92,382	119,458	119,458	179,327
01301000	Fire Operations	51545	Unemployment	18,932	20,905	26,863	26,863	24,826
01301000	Fire Operations	51550	Health Insurance	1,073,061	1,138,808	1,076,400	1,076,400	1,160,000
01301000	Fire Operations	51555	Short Term Disability	1,801	1,814	2,400	2,400	2,400
01301000	Fire Operations	51565	Life Insurance	11,203	11,547	9,970	9,970	12,405
01301000	Fire Operations	51570	Employee Assistance Program	1,978	1,985	2,199	2,199	2,199
01301000	Fire Operations	51575	Other Benefits	0	83	0	0	0
			Section Total	7,387,781	7,759,045	7,895,630	7,895,630	8,527,082
01301305	Fire Tech Rescue	54110	Equipment - Other Minor	8,185	7,866	10,000	10,000	10,000
			Section Total	8,185	7,866	10,000	10,000	10,000
01301306	Fire Haz Mat	54110	Equipment - Other Minor	825	965	1,000	1,000	1,000
			Section Total	825	965	1,000	1,000	1,000
01301307	Fire Bike Team	54110	Equipment - Other Minor	485	0	0	0	0
			Section Total	485	0	0	0	0
01302000	Fire Planning	51100	Regular Salary/Wages	247,365	282,159	385,338	385,338	397,521
01302000	Fire Planning	51202	Overtime - Fire Inspection	79,326	78,416	96,699	96,699	96,699
01302000	Fire Planning	51505	FICA/OADSI	15,233	16,615	29,887	29,887	30,642
01302000	Fire Planning	51510	FICA/MD	3,526	3,923	6,989	6,989	7,166
01302000	Fire Planning	51525	KP&F	45,439	51,852	85,691	85,691	107,556
01302000	Fire Planning	51530	Pension Plan	24,384	25,042	33,461	33,461	36,228
01302000	Fire Planning	51540	Workers Compensation	4,934	5,400	11,120	11,120	16,175
01302000	Fire Planning	51545	Unemployment	1,039	1,227	2,652	2,652	2,371
01302000	Fire Planning	51550	Health Insurance	52,741	53,142	69,000	69,000	72,500
01302000	Fire Planning	51555	Short Term Disability	71	71	180	180	150
01302000	Fire Planning	51565	Life Insurance	615	620	935	935	1,129
01302000	Fire Planning	51570	Employee Assistance Program	78	78	165	165	137
			Section Total	474,751	518,545	722,117	722,117	768,274
01302309	Fire Plan Review	51100	Regular Salary/Wages	13,852	0	0	0	0
			Section Total	13,852	0	0	0	0
01302310	Fire Prevention	54300	Supplies	1,340	70	2,000	2,000	2,000
			Section Total	1,340	70	2,000	2,000	2,000
01302311	Fire Investigation	54300	Supplies	1,043	2,157	2,000	2,000	2,000
			Section Total	1,043	2,157	2,000	2,000	2,000
01302312	Fire Education	54110	Equipment - Other Minor	2,155	2,793	2,683	2,683	2,683
01302312	Fire Education	54300	Supplies	1,754	1,715	2,000	2,000	2,000
			Section Total	3,909	4,508	4,683	4,683	4,683

ORG	ORG DESCRIPTION	OBJ	DESCRIPTION	2013 ACTUAL	2014 ACTUAL	2015 ORIGINAL BUDGET	2015 REVISED BUDGET	2016 BUDGET
01303314	Fire Logistics Vehicles	52706	Repair/Maint - Automotive	23,287	32,589	25,000	25,000	27,500
			Section Total	23,287	32,589	25,000	25,000	27,500
01303314	Fire Logistics Vehicles	54110	Equipment - Other Minor	658	0	0	0	0
01303314	Fire Logistics Vehicles	54334	Supplies - Motor Vehicle	22	22	0	0	0
01303314	Fire Logistics Vehicles	54342	Supplies - Other/misc	696	257	1,500	1,500	1,500
			Section Total	1,376	279	1,500	1,500	1,500
01303316	Fire Logistics Equipment	52100	Services	0	0	5,000	5,000	5,000
01303316	Fire Logistics Equipment	52148	Laundry/Sanitation Services	0	5,970	15,000	15,000	15,000
01303316	Fire Logistics Equipment	52704	Repair/Maint - Equipment	19,118	26,619	25,000	25,000	27,500
			Section Total	19,118	32,589	45,000	45,000	47,500
01303316	Fire Logistics Equipment	54100	Equipment (commodities)	2,090	56,458	0	0	0
01303316	Fire Logistics Equipment	54110	Equipment - Other Minor	59,543	0	65,000	65,000	65,000
01303316	Fire Logistics Equipment	54330	Supplies - Medical (disposable)	3,326	3,343	6,000	6,000	6,000
01303316	Fire Logistics Equipment	54332	Supplies - Medical (durable)	8,809	3,988	6,000	6,000	6,000
01303316	Fire Logistics Equipment	54442	Uniforms	97,418	129,465	111,650	111,650	111,650
			Section Total	171,186	193,254	188,650	188,650	188,650
01303500	Fire Logistics Facilities	52159	Other Professional Services	1,180	0	0	0	0
01303500	Fire Logistics Facilities	52702	Repair/Maint - Facilities	20,173	1,348	23,650	23,650	23,650
			Section Total	21,353	1,348	23,650	23,650	23,650
01303500	Fire Logistics Facilities	54318	Supplies - Facilities	18,846	16,401	21,000	21,000	21,000
01303500	Fire Logistics Facilities	54425	Furniture	2,802	1,908	3,000	3,000	3,000
			Section Total	21,648	18,309	24,000	24,000	24,000
			Department Total	9,103,106	9,335,190	9,737,314	9,737,314	10,510,016
01350000	Police Administration	51100	Regular Salary/Wages	2,068,017	2,062,249	2,137,659	2,137,659	2,205,390
01350000	Police Administration	51110	Overtime/Shift/Hazard	68,631	112,532	52,314	52,314	52,314
01350000	Police Administration	51115	Holiday	33,337	31,244	39,133	39,133	39,133
01350000	Police Administration	51120	Allowances	6,831	6,062	5,706	5,706	7,526
01350000	Police Administration	51505	FICA/OADSI	128,899	130,194	138,557	138,557	142,872
01350000	Police Administration	51510	FICA/MD	29,825	30,932	32,404	32,404	33,411
01350000	Police Administration	51515	Employers KPERS	150,234	173,770	191,793	191,793	213,843
01350000	Police Administration	51525	KP&F	65,726	74,801	80,768	80,768	90,699
01350000	Police Administration	51530	Pension Plan	176,644	183,708	163,133	163,133	177,073
01350000	Police Administration	51540	Workers Compensation	8,925	8,731	12,466	12,466	18,319
01350000	Police Administration	51545	Unemployment	8,824	9,637	12,262	12,262	11,028
01350000	Police Administration	51550	Health Insurance	452,895	493,002	560,800	560,800	623,500
01350000	Police Administration	51555	Short Term Disability	906	926	1,260	1,260	1,260
01350000	Police Administration	51565	Life Insurance	4,969	5,198	4,411	4,411	5,479
01350000	Police Administration	51570	Employee Assistance Program	985	1,031	1,210	1,210	1,182
01350000	Police Administration	51575	Other Benefits	15	0	0	0	0
			Section Total	3,205,663	3,324,017	3,433,876	3,433,876	3,623,029
01350000	Police Administration	52100	Services	118,487	111,073	125,000	125,000	125,000
01350000	Police Administration	52148	Laundry/Sanitation Services	9,932	5,466	15,000	15,000	15,000
01350000	Police Administration	52156	Offsite Storage	504	533	0	0	0
01350000	Police Administration	52159	Other Professional Services	37,304	23,413	17,020	17,020	19,520
01350000	Police Administration	52168	Pre-employment Screenings	18,688	10,960	32,500	32,500	30,000
01350000	Police Administration	52172	Prisoner Boarding	74,375	67,155	115,000	115,000	115,000
01350000	Police Administration	52300	Training/Travel/Meetings	7,197	4,845	50,000	50,000	50,000
01350000	Police Administration	52302	Training/Travel/Mtgs - Per Diem	5,102	3,657	0	0	0
01350000	Police Administration	52303	Meals/Food/Refreshments	161	607	0	0	0
01350000	Police Administration	52304	Training/Mtgs - Registration	22,431	33,923	0	0	0
01350000	Police Administration	52306	Training/Travel - Airline	4,776	5,448	0	0	0
01350000	Police Administration	52308	Training/Travel - Mileage	482	388	0	0	0
01350000	Police Administration	52310	Training/Travel - Parking	71	42	0	0	0
01350000	Police Administration	52312	Training/Travel - Taxi	409	267	0	0	0
01350000	Police Administration	52314	Training/Travel - Tolls	25	34	0	0	0
01350000	Police Administration	52316	Training/Travel - Lodging	8,726	6,985	0	0	0
01350000	Police Administration	52322	Training - Materials	386	0	0	0	0
01350000	Police Administration	52324	Mileage - Other	208	357	0	0	0
01350000	Police Administration	52400	Maintenance Agreement	225,522	209,727	222,000	222,000	222,000
01350000	Police Administration	52500	Utility Service	107,328	60,658	43,208	43,208	43,208
01350000	Police Administration	52530	Telephone	205	0	16,000	16,000	16,000
01350000	Police Administration	52555	Video Transmission	0	0	25,000	25,000	25,000
01350000	Police Administration	52563	Computer/Data Processing	96,626	46,804	80,000	80,000	80,000
01350000	Police Administration	52620	Rents/Leases	3,978	0	0	0	0
01350000	Police Administration	52622	Rents - Range	1,296	5,334	13,500	13,500	13,500
01350000	Police Administration	52700	Repair/Maintenance	10,601	25,434	40,745	40,745	40,745
01350000	Police Administration	52706	Repair/Maint - Automotive	17,084	11,723	34,255	34,255	34,255

ORG	ORG DESCRIPTION	OBJ	DESCRIPTION	2013 ACTUAL	2014 ACTUAL	2015 ORIGINAL BUDGET	2015 REVISED BUDGET	2016 BUDGET
01350000	Police Administration	52800	Advertising/Publications	89	0	2,500	2,500	2,500
01350000	Police Administration	52810	Copying/Printings Services	23,792	5,766	21,750	21,750	19,000
01350000	Police Administration	52820	Dues/Memberships	5,710	3,701	1,792	1,792	4,542
01350000	Police Administration	52850	Postage/Shipping	3,575	4,349	5,000	5,000	5,000
			Section Total	805,070	648,649	860,270	860,270	860,270
01350000	Police Administration	54100	Equipment (commodities)	31,761	44,397	65,000	65,000	65,000
01350000	Police Administration	54110	Equipment - Other Minor	29,745	18,608	30,000	30,000	30,000
01350000	Police Administration	54150	Equipment - Computer	70,670	53,403	60,000	60,000	60,000
01350000	Police Administration	54200	Software	2,355	10,992	5,000	5,000	5,000
01350000	Police Administration	54300	Supplies	34,446	28,911	35,000	35,000	35,000
01350000	Police Administration	54330	Supplies - Medical (disposable)	2,557	3,318	5,000	5,000	5,000
01350000	Police Administration	54336	Supplies - Office	28,600	23,669	35,000	35,000	35,000
01350000	Police Administration	54340	Supplies - Operational	2,964	1,469	4,000	4,000	4,000
01350000	Police Administration	54342	Supplies - Other/misc	652	1,282	0	0	0
01350000	Police Administration	54405	Books/Videos	1,561	57	2,000	2,000	2,000
01350000	Police Administration	54425	Furniture	8,499	1,265	10,000	10,000	10,000
01350000	Police Administration	54442	Uniforms	30,082	40,319	37,103	37,103	37,103
			Section Total	243,892	227,690	288,103	288,103	288,103
01350000	Police Administration	55105	Equipment - Audio & Video	0	715	0	0	0
01350000	Police Administration	55135	Equipment - Computer	0	648	0	0	0
01350000	Police Administration	55200	Software	0	1,129	0	0	0
01350000	Police Administration	55315	Furniture & Fixtures	295	0	0	0	0
			Section Total	295	2,492	0	0	0
01350401	Police Towers	52100	Services	7,796	4,500	32,509	32,509	32,509
01350401	Police Towers	52159	Other Professional Services	0	84	5,940	5,940	5,940
01350401	Police Towers	52500	Utility Service	0	0	4,752	4,752	4,752
01350401	Police Towers	52700	Repair/Maintenance	0	0	3,780	3,780	3,780
			Section Total	7,796	4,584	46,981	46,981	46,981
01350401	Police Towers	54300	Supplies	509	0	0	0	0
01350401	Police Towers	54342	Supplies - Other/misc	0	0	7,020	7,020	7,020
			Section Total	509	0	7,020	7,020	7,020
01351000	Police Investigations	51100	Regular Salary/Wages	939,992	817,727	875,177	915,898	983,788
01351000	Police Investigations	51110	Overtime/Shift/Hazard	64,545	68,238	101,999	101,999	101,999
01351000	Police Investigations	51120	Allowances	16,309	19,768	16,250	16,250	18,050
01351000	Police Investigations	51505	FICA/OADSI	60,888	53,862	61,593	64,118	68,436
01351000	Police Investigations	51510	FICA/MD	14,047	12,789	14,405	14,995	16,006
01351000	Police Investigations	51515	Employers KPERS	3,710	3,762	3,967	3,967	4,435
01351000	Police Investigations	51525	KP&F	170,332	174,303	203,995	212,693	243,291
01351000	Police Investigations	51530	Pension Plan	86,367	81,206	72,520	75,492	84,997
01351000	Police Investigations	51540	Workers Compensation	10,082	8,913	13,069	13,624	20,603
01351000	Police Investigations	51545	Unemployment	4,182	3,967	5,373	5,597	5,212
01351000	Police Investigations	51550	Health Insurance	213,767	178,763	207,000	220,800	232,000
01351000	Police Investigations	51555	Short Term Disability	354	331	480	510	480
01351000	Police Investigations	51565	Life Insurance	2,445	2,159	2,025	2,108	2,650
01351000	Police Investigations	51570	Employee Assistance Program	373	356	440	467	440
01351000	Police Investigations	51575	Other Benefits	0	74	0	0	0
			Section Total	1,587,393	1,426,218	1,578,293	1,648,518	1,782,387
01351000	Police Investigations	52100	Services	89	480	2,052	2,052	2,052
01351000	Police Investigations	52159	Other Professional Services	472	6,703	7,798	7,798	7,798
01351000	Police Investigations	52300	Training/Travel/Meetings	2,254	-164	24,484	24,484	24,484
01351000	Police Investigations	52302	Training/Travel/Mtgs - Per Diem	4,047	3,204	0	0	0
01351000	Police Investigations	52303	Meals/Food/Refreshments	358	574	0	0	0
01351000	Police Investigations	52304	Training/Mtgs - Registration	11,141	6,695	0	0	0
01351000	Police Investigations	52306	Training/Travel - Airline	4,596	3,048	0	0	0
01351000	Police Investigations	52308	Training/Travel - Mileage	30	321	0	0	0
01351000	Police Investigations	52310	Training/Travel - Parking	6	35	0	0	0
01351000	Police Investigations	52312	Training/Travel - Taxi	142	20	0	0	0
01351000	Police Investigations	52314	Training/Travel - Tolls	60	69	0	0	0
01351000	Police Investigations	52316	Training/Travel - Lodging	6,269	3,796	0	0	0
01351000	Police Investigations	52318	Training/Travel - Rental Car	0	1,341	0	0	0
01351000	Police Investigations	52320	Training/Mtgs - Hosted by City	0	761	0	0	0
01351000	Police Investigations	52322	Training - Materials	44	43	0	0	0
01351000	Police Investigations	52324	Mileage - Other	219	298	0	0	0
01351000	Police Investigations	52400	Maintenance Agreement	2,028	617	0	0	0
01351000	Police Investigations	52620	Rents/Leases	0	1,350	2,052	2,052	2,052
01351000	Police Investigations	52700	Repair/Maintenance	45	0	1,000	1,000	1,000
01351000	Police Investigations	52800	Advertising/Publications	73	0	0	0	0
01351000	Police Investigations	52810	Copying/Printings Services	480	569	0	0	0
01351000	Police Investigations	52820	Dues/Memberships	3,120	1,105	1,898	1,898	1,898
			Section Total	35,473	30,865	39,284	39,284	39,284

ORG	ORG DESCRIPTION	OBJ	DESCRIPTION	2013 ACTUAL	2014 ACTUAL	2015 ORIGINAL BUDGET	2015 REVISED BUDGET	2016 BUDGET
01351000	Police Investigations	54110	Equipment - Other Minor	655	1,567	6,671	6,671	6,671
01351000	Police Investigations	54150	Equipment - Computer	576	835	0	0	0
01351000	Police Investigations	54300	Supplies	140	0	0	0	0
01351000	Police Investigations	54336	Supplies - Office	184	1,102	0	0	0
01351000	Police Investigations	54342	Supplies - Other/misc	702	1,634	7,000	7,000	7,000
01351000	Police Investigations	54425	Furniture	10,688	814	4,000	4,000	4,000
01351000	Police Investigations	54442	Uniforms	4,653	3,589	3,694	3,694	3,694
			Section Total	17,598	9,541	21,365	21,365	21,365
01352000	Patrol Administration	51100	Regular Salary/Wages	3,861,855	3,897,345	4,032,477	3,991,756	4,223,085
01352000	Patrol Administration	51110	Overtime/Shift/Hazard	393,460	386,009	429,907	429,907	429,907
01352000	Patrol Administration	51115	Holiday	69,071	76,684	72,288	72,288	72,288
01352000	Patrol Administration	51120	Allowances	9,040	9,083	8,190	8,190	8,190
01352000	Patrol Administration	51505	FICA/OADSI	258,021	259,323	281,653	279,128	293,478
01352000	Patrol Administration	51510	FICA/MD	59,524	61,468	65,871	65,281	68,636
01352000	Patrol Administration	51515	Employers KPERS	23,048	26,598	27,049	27,049	26,775
01352000	Patrol Administration	51525	KP&F	712,649	824,273	914,425	905,727	1,027,469
01352000	Patrol Administration	51530	Pension Plan	362,686	371,411	331,631	328,659	364,472
01352000	Patrol Administration	51540	Workers Compensation	42,846	43,660	60,107	59,552	88,710
01352000	Patrol Administration	51545	Unemployment	17,620	19,215	24,939	24,715	22,683
01352000	Patrol Administration	51550	Health Insurance	841,008	926,150	1,067,000	1,053,200	1,116,500
01352000	Patrol Administration	51555	Short Term Disability	1,746	1,752	2,370	2,340	2,310
01352000	Patrol Administration	51565	Life Insurance	10,228	10,430	9,211	9,128	11,356
01352000	Patrol Administration	51570	Employee Assistance Program	1,873	1,944	2,199	2,172	2,117
			Section Total	6,664,675	6,915,345	7,329,317	7,259,092	7,757,976
01352000	Patrol Administration	52103	Animal Boarding	19,931	27,240	29,052	29,052	29,052
01352000	Patrol Administration	52148	Laundry/Sanitation Services	20,588	21,158	22,106	22,106	22,106
01352000	Patrol Administration	52153	Medical Services	33	0	0	0	0
01352000	Patrol Administration	52159	Other Professional Services	5,184	6,103	11,670	11,670	11,670
01352000	Patrol Administration	52168	Pre-employment Screenings	0	0	5,184	5,184	5,184
01352000	Patrol Administration	52300	Training/Travel/Meetings	11,990	19,656	65,987	65,987	110,987
01352000	Patrol Administration	52302	Training/Travel/Mtgs - Per Diem	4,130	11,468	0	0	0
01352000	Patrol Administration	52303	Meals/Food/Refreshments	49	899	0	0	0
01352000	Patrol Administration	52304	Training/Mtgs - Registration	27,436	49,901	0	0	0
01352000	Patrol Administration	52306	Training/Travel - Airline	2,126	9,589	0	0	0
01352000	Patrol Administration	52310	Training/Travel - Parking	34	47	0	0	0
01352000	Patrol Administration	52312	Training/Travel - Taxi	55	450	0	0	0
01352000	Patrol Administration	52314	Training/Travel - Tolls	72	126	0	0	0
01352000	Patrol Administration	52316	Training/Travel - Lodging	8,405	13,892	0	0	0
01352000	Patrol Administration	52318	Training/Travel - Rental Car	241	0	0	0	0
01352000	Patrol Administration	52320	Training/Mtgs - Hosted by City	15,075	0	0	0	0
01352000	Patrol Administration	52322	Training - Materials	291	140	0	0	0
01352000	Patrol Administration	52324	Mileage - Other	1,300	3,080	0	0	0
01352000	Patrol Administration	52620	Rents/Leases	0	0	1,539	1,539	1,539
01352000	Patrol Administration	52700	Repair/Maintenance	300	0	2,052	2,052	2,052
01352000	Patrol Administration	52820	Dues/Memberships	3,125	5,996	3,078	3,078	3,078
			Section Total	120,365	169,745	140,668	140,668	185,668
01352000	Patrol Administration	54100	Equipment (commodities)	238	265	14,082	14,082	14,082
01352000	Patrol Administration	54110	Equipment - Other Minor	12,634	19,307	17,722	17,722	17,722
01352000	Patrol Administration	54300	Supplies	2,563	82	0	0	0
01352000	Patrol Administration	54303	Supplies - Ammunition	0	64,370	50,000	50,000	50,000
01352000	Patrol Administration	54330	Supplies - Medical (disposable)	2,288	2,982	2,052	2,052	2,052
01352000	Patrol Administration	54336	Supplies - Office	1,159	1,074	0	0	0
01352000	Patrol Administration	54340	Supplies - Operational	0	8	0	0	0
01352000	Patrol Administration	54342	Supplies - Other/misc	45,215	30,326	75,803	75,803	75,803
01352000	Patrol Administration	54442	Uniforms	69,531	36,428	84,527	84,527	39,527
			Section Total	133,628	154,842	244,186	244,186	199,186
01352000	Patrol Administration	55110	Equipment - Automotive	39	0	0	0	0
			Section Total	39	0	0	0	0
01352011	Patrol Recruiting	52302	Training/Travel/Mtgs - Per Diem	330	0	0	0	0
01352011	Patrol Recruiting	52303	Meals/Food/Refreshments	36	0	0	0	0
01352011	Patrol Recruiting	52304	Training/Mtgs - Registration	2,391	1,125	0	0	0
01352011	Patrol Recruiting	52314	Training/Travel - Tolls	6	0	0	0	0
01352011	Patrol Recruiting	52316	Training/Travel - Lodging	155	0	0	0	0
01352011	Patrol Recruiting	52324	Mileage - Other	181	0	0	0	0
			Section Total	3,099	1,125	0	0	0
01352011	Patrol Recruiting	54342	Supplies - Other/misc	1,348	431	0	0	0
01352011	Patrol Recruiting	54442	Uniforms	9	0	0	0	0
			Section Total	1,357	431	0	0	0

ORG	ORG DESCRIPTION	OBJ	DESCRIPTION	2013 ACTUAL	2014 ACTUAL	2015 ORIGINAL BUDGET	2015 REVISED BUDGET	2016 BUDGET
01352307	Patrol Bike	52820	Dues/Memberships	220	0	0	0	0
			Section Total	220	0	0	0	0
01352307	Patrol Bike	54342	Supplies - Other/misc	736	938	0	0	0
01352307	Patrol Bike	54442	Uniforms	2,513	1,507	0	0	0
			Section Total	3,249	2,445	0	0	0
01352402	Patrol K9	52159	Other Professional Services	1,200	0	0	0	0
01352402	Patrol K9	52300	Training/Travel/Meetings	-262	0	0	0	0
01352402	Patrol K9	52302	Training/Travel/Mtgs - Per Diem	2,369	1,288	0	0	0
01352402	Patrol K9	52304	Training/Mtgs - Registration	2,982	6,050	0	0	0
01352402	Patrol K9	52306	Training/Travel - Airline	25	0	0	0	0
01352402	Patrol K9	52314	Training/Travel - Tolls	0	20	0	0	0
01352402	Patrol K9	52316	Training/Travel - Lodging	2,638	0	0	0	0
01352402	Patrol K9	52324	Mileage - Other	775	1,044	0	0	0
01352402	Patrol K9	52820	Dues/Memberships	714	385	0	0	0
			Section Total	10,441	8,787	0	0	0
01352402	Patrol K9	54100	Equipment (commodities)	499	0	0	0	0
01352402	Patrol K9	54342	Supplies - Other/misc	1,080	1,187	0	0	0
01352402	Patrol K9	54442	Uniforms	414	768	0	0	0
			Section Total	1,993	1,955	0	0	0
01352403	Patrol Traffic	52300	Training/Travel/Meetings	385	0	0	0	0
01352403	Patrol Traffic	52302	Training/Travel/Mtgs - Per Diem	1,413	0	0	0	0
01352403	Patrol Traffic	52303	Meals/Food/Refreshments	0	58	0	0	0
01352403	Patrol Traffic	52304	Training/Mtgs - Registration	961	591	0	0	0
01352403	Patrol Traffic	52306	Training/Travel - Airline	50	0	0	0	0
01352403	Patrol Traffic	52314	Training/Travel - Tolls	28	12	0	0	0
01352403	Patrol Traffic	52316	Training/Travel - Lodging	2,107	0	0	0	0
01352403	Patrol Traffic	52324	Mileage - Other	1,724	25	0	0	0
01352403	Patrol Traffic	52820	Dues/Memberships	120	0	0	0	0
			Section Total	6,788	686	0	0	0
01352403	Patrol Traffic	54300	Supplies	46	0	0	0	0
01352403	Patrol Traffic	54336	Supplies - Office	130	9	0	0	0
01352403	Patrol Traffic	54342	Supplies - Other/misc	2,494	373	0	0	0
01352403	Patrol Traffic	54442	Uniforms	4,949	1,140	0	0	0
			Section Total	7,619	1,522	0	0	0
01352404	Patrol Tactical	52303	Meals/Food/Refreshments	0	37	0	0	0
01352404	Patrol Tactical	52304	Training/Mtgs - Registration	975	0	0	0	0
01352404	Patrol Tactical	52308	Training/Travel - Mileage	0	84	0	0	0
01352404	Patrol Tactical	52312	Training/Travel - Taxi	54	0	0	0	0
01352404	Patrol Tactical	52316	Training/Travel - Lodging	463	0	0	0	0
01352404	Patrol Tactical	52820	Dues/Memberships	805	790	0	0	0
			Section Total	2,297	911	0	0	0
01352404	Patrol Tactical	54300	Supplies	1,561	0	0	0	0
01352404	Patrol Tactical	54342	Supplies - Other/misc	683	765	0	0	0
01352404	Patrol Tactical	54442	Uniforms	337	1,272	0	0	0
			Section Total	2,581	2,037	0	0	0
01352405	Patrol ACO	52100	Services	1,890	0	0	0	0
01352405	Patrol ACO	52159	Other Professional Services	893	0	0	0	0
01352405	Patrol ACO	52300	Training/Travel/Meetings	185	0	0	0	0
01352405	Patrol ACO	52304	Training/Mtgs - Registration	730	525	0	0	0
			Section Total	3,698	525	0	0	0
01352405	Patrol ACO	54300	Supplies	-195	0	0	0	0
01352405	Patrol ACO	54342	Supplies - Other/misc	667	143	0	0	0
01352405	Patrol ACO	54442	Uniforms	800	332	0	0	0
			Section Total	1,272	475	0	0	0
01352406	Patrol SRO	52300	Training/Travel/Meetings	1,656	0	0	0	0
01352406	Patrol SRO	52302	Training/Travel/Mtgs - Per Diem	1,079	1,008	0	0	0
01352406	Patrol SRO	52303	Meals/Food/Refreshments	33	218	0	0	0
01352406	Patrol SRO	52304	Training/Mtgs - Registration	1,375	2,580	0	0	0
01352406	Patrol SRO	52306	Training/Travel - Airline	818	1,470	0	0	0
01352406	Patrol SRO	52308	Training/Travel - Mileage	0	464	0	0	0
01352406	Patrol SRO	52316	Training/Travel - Lodging	829	1,236	0	0	0
01352406	Patrol SRO	52324	Mileage - Other	10	0	0	0	0
01352406	Patrol SRO	52820	Dues/Memberships	284	80	0	0	0
			Section Total	6,084	7,056	0	0	0
01352406	Patrol SRO	54300	Supplies	774	0	0	0	0

ORG	ORG DESCRIPTION	OBJ	DESCRIPTION	2013 ACTUAL	2014 ACTUAL	2015 ORIGINAL BUDGET	2015 REVISED BUDGET	2016 BUDGET
01352406	Patrol SRO	54342	Supplies - Other/misc	271	114	0	0	0
01352406	Patrol SRO	54442	Uniforms	1,604	0	0	0	0
			Section Total	2,649	114	0	0	0
01352407	Patrol Firearms	52302	Training/Travel/Mtgs - Per Diem	175	0	0	0	0
01352407	Patrol Firearms	52322	Training - Materials	150	0	0	0	0
01352407	Patrol Firearms	52820	Dues/Memberships	445	35	0	0	0
			Section Total	770	35	0	0	0
01352407	Patrol Firearms	54100	Equipment (commodities)	225	0	0	0	0
01352407	Patrol Firearms	54342	Supplies - Other/misc	22,658	812	0	0	0
			Section Total	22,883	812	0	0	0
01352408	Patrol Comm Policing	54342	Supplies - Other/misc	914	0	0	0	0
			Section Total	914	0	0	0	0
01352409	Patrol Training	52300	Training/Travel/Meetings	175	0	0	0	0
01352409	Patrol Training	52302	Training/Travel/Mtgs - Per Diem	1,412	0	0	0	0
01352409	Patrol Training	52303	Meals/Food/Refreshments	16	0	0	0	0
01352409	Patrol Training	52304	Training/Mtgs - Registration	1,208	0	0	0	0
01352409	Patrol Training	52306	Training/Travel - Airline	444	0	0	0	0
01352409	Patrol Training	52316	Training/Travel - Lodging	867	0	0	0	0
01352409	Patrol Training	52320	Training/Mtgs - Hosted by City	-15,015	682	0	0	0
01352409	Patrol Training	52324	Mileage - Other	179	0	0	0	0
			Section Total	-10,714	682	0	0	0
01352409	Patrol Training	54300	Supplies	6,597	0	0	0	0
01352409	Patrol Training	54442	Uniforms	557	0	0	0	0
			Section Total	7,154	0	0	0	0
			Department Total	12,896,750	12,943,586	13,989,363	13,989,363	14,811,269
01400000	Municipal Services Admin.	51100	Regular Salary/Wages	295,193	336,029	359,294	359,294	393,176
01400000	Municipal Services Admin.	51110	Overtime/Shift/Hazard	427	276	200	200	200
01400000	Municipal Services Admin.	51120	Allowances	9,845	9,724	10,638	10,638	9,043
01400000	Municipal Services Admin.	51505	FICA/OADSI	19,776	19,557	22,948	22,948	24,950
01400000	Municipal Services Admin.	51510	FICA/MD	4,266	4,933	5,368	5,368	5,835
01400000	Municipal Services Admin.	51515	Employers KPERS	17,082	25,014	27,960	27,960	45,110
01400000	Municipal Services Admin.	51520	Employers KPERS W@R	12,646	13,926	0	0	0
01400000	Municipal Services Admin.	51530	Pension Plan	26,009	27,086	27,019	27,019	30,983
01400000	Municipal Services Admin.	51540	Workers Compensation	2,020	2,097	2,910	2,910	4,388
01400000	Municipal Services Admin.	51545	Unemployment	1,247	1,525	1,978	1,978	1,889
01400000	Municipal Services Admin.	51550	Health Insurance	43,128	44,683	73,400	73,400	89,900
01400000	Municipal Services Admin.	51555	Short Term Disability	135	128	180	180	186
01400000	Municipal Services Admin.	51565	Life Insurance	726	745	683	683	964
01400000	Municipal Services Admin.	51570	Employee Assistance Program	106	141	192	192	170
			Section Total	432,606	485,864	532,770	532,770	606,794
01400000	Municipal Services Admin.	52104	Animal Waste Disposal	0	343	0	0	0
01400000	Municipal Services Admin.	52159	Other Professional Services	137	3,360	5,400	5,400	5,400
01400000	Municipal Services Admin.	52160	Payments To Other Agencies	3,110	0	0	0	0
01400000	Municipal Services Admin.	52300	Training/Travel/Meetings	44	0	0	0	0
01400000	Municipal Services Admin.	52302	Training/Travel/Mtgs - Per Diem	477	646	1,000	1,000	1,000
01400000	Municipal Services Admin.	52303	Meals/Food/Refreshments	1,322	2,606	5,040	5,040	5,050
01400000	Municipal Services Admin.	52304	Training/Mtgs - Registration	2,290	2,329	3,800	3,800	4,500
01400000	Municipal Services Admin.	52306	Training/Travel - Airline	694	454	2,000	2,000	2,000
01400000	Municipal Services Admin.	52308	Training/Travel - Mileage	68	0	200	200	200
01400000	Municipal Services Admin.	52310	Training/Travel - Parking	35	0	150	150	150
01400000	Municipal Services Admin.	52312	Training/Travel - Taxi	51	36	100	100	100
01400000	Municipal Services Admin.	52314	Training/Travel - Tolls	9	6	50	50	50
01400000	Municipal Services Admin.	52316	Training/Travel - Lodging	1,079	1,049	5,000	5,000	5,000
01400000	Municipal Services Admin.	52318	Training/Travel - Rental Car	230	0	0	0	0
01400000	Municipal Services Admin.	52320	Training/Mtgs - Hosted by City	117	26	5,500	5,500	1,000
01400000	Municipal Services Admin.	52322	Training - Materials	0	8	300	300	300
01400000	Municipal Services Admin.	52500	Utility Service	4,204	0	0	0	0
01400000	Municipal Services Admin.	52520	Mobile Devices	0	18,955	500	500	0
01400000	Municipal Services Admin.	52530	Telephone	132	0	0	0	0
01400000	Municipal Services Admin.	52810	Copying/Printings Services	1,317	51	0	0	0
01400000	Municipal Services Admin.	52820	Dues/Memberships	865	784	2,000	2,000	2,000
01400000	Municipal Services Admin.	52825	Association Dues	0	0	500	500	500
			Section Total	16,181	30,653	31,540	31,540	27,250
01400000	Municipal Services Admin.	54108	Equipment - Office	0	0	1,050	1,050	1,050
01400000	Municipal Services Admin.	54204	Software - Other	35	0	500	500	500
01400000	Municipal Services Admin.	54336	Supplies - Office	1,410	2,641	6,000	6,000	6,000
01400000	Municipal Services Admin.	54342	Supplies - Other/misc	68	0	0	0	0

ORG	ORG DESCRIPTION	OBJ	DESCRIPTION	2013 ACTUAL	2014 ACTUAL	2015 ORIGINAL BUDGET	2015 REVISED BUDGET	2016 BUDGET
01400000	Municipal Services Admin.	54432	Recognition	132	1,056	1,100	1,100	1,100
01400000	Municipal Services Admin.	54446	Uniforms - Jackets/Bibs	0	0	0	0	2,000
01400000	Municipal Services Admin.	54448	Uniforms - Clothing	0	0	600	600	600
			Section Total	1,645	3,697	9,250	9,250	11,250
01401501	Snow	51100	Regular Salary/Wages	73,736	90,536	75,000	75,000	75,000
01401501	Snow	51120	Allowances	0	220	0	0	0
01401501	Snow	51505	FICA/OADSI	4,384	5,387	4,650	4,650	4,650
01401501	Snow	51510	FICA/MD	1,025	1,260	1,088	1,088	1,088
01401501	Snow	51515	Employers KPERS	5,444	7,448	7,748	7,748	8,408
01401501	Snow	51530	Pension Plan	4,121	6,185	5,475	5,475	5,775
01401501	Snow	51540	Workers Compensation	1,593	1,836	1,022	1,022	1,446
01401501	Snow	51545	Unemployment	311	380	413	413	360
01401501	Snow	51550	Health Insurance	15,258	17,996	0	0	0
01401501	Snow	51555	Short Term Disability	59	69	30	30	0
01401501	Snow	51565	Life Insurance	156	175	153	153	180
01401501	Snow	51570	Employee Assistance Program	32	37	27	27	0
			Section Total	106,119	131,529	95,606	95,606	96,907
01401501	Snow	52159	Other Professional Services	0	0	10,000	10,000	10,000
			Section Total	0	0	10,000	10,000	10,000
01401501	Snow	54302	Supplies - Aggregates	210,736	259,307	315,000	315,000	310,000
01401501	Snow	54329	Supplies - Magnesium Chloride	13,863	46,953	45,000	45,000	50,000
			Section Total	224,599	306,260	360,000	360,000	360,000
01401502	Highways & Streets	51100	Regular Salary/Wages	837,177	781,282	835,668	835,668	877,859
01401502	Highways & Streets	51110	Overtime/Shift/Hazard	21,485	18,087	12,300	12,300	12,300
01401502	Highways & Streets	51505	FICA/OADSI	54,117	43,727	52,574	52,574	55,190
01401502	Highways & Streets	51510	FICA/MD	11,753	11,130	12,296	12,296	12,908
01401502	Highways & Streets	51515	Employers KPERS	61,975	70,841	87,592	87,592	99,784
01401502	Highways & Streets	51530	Pension Plan	62,382	60,402	61,903	61,903	68,540
01401502	Highways & Streets	51540	Workers Compensation	22,147	21,128	29,178	29,178	43,362
01401502	Highways & Streets	51545	Unemployment	3,453	3,519	4,664	4,664	4,275
01401502	Highways & Streets	51550	Health Insurance	186,006	176,772	289,800	289,800	304,500
01401502	Highways & Streets	51555	Short Term Disability	485	431	660	660	630
01401502	Highways & Streets	51565	Life Insurance	1,774	1,688	1,730	1,730	2,138
01401502	Highways & Streets	51570	Employee Assistance Program	427	399	605	605	577
			Section Total	1,263,181	1,189,406	1,388,970	1,388,970	1,482,063
01401502	Highways & Streets	52104	Animal Waste Disposal	3,876	3,280	4,000	4,000	4,000
01401502	Highways & Streets	52121	Dumpster - Regular Trash	2,390	1,521	4,200	4,200	4,200
01401502	Highways & Streets	52122	Dumpster - Program	7,043	9,579	43,600	43,600	23,500
01401502	Highways & Streets	52146	Landfill disposal	15,695	16,430	25,300	25,300	25,300
01401502	Highways & Streets	52159	Other Professional Services	5,974	4,660	8,000	8,000	8,000
01401502	Highways & Streets	52184	Tub Grinder	1,067	1,463	9,450	9,450	9,450
01401502	Highways & Streets	52302	Training/Travel/Mtgs - Per Diem	642	614	1,280	1,280	1,300
01401502	Highways & Streets	52303	Meals/Food/Refreshments	267	594	1,505	1,505	1,500
01401502	Highways & Streets	52304	Training/Mtgs - Registration	4,445	4,566	5,500	5,500	8,500
01401502	Highways & Streets	52306	Training/Travel - Airline	1,045	603	2,000	2,000	2,000
01401502	Highways & Streets	52310	Training/Travel - Parking	63	0	100	100	100
01401502	Highways & Streets	52312	Training/Travel - Taxi	50	32	250	250	250
01401502	Highways & Streets	52314	Training/Travel - Tolls	0	0	100	100	100
01401502	Highways & Streets	52316	Training/Travel - Lodging	1,496	1,109	4,000	4,000	4,000
01401502	Highways & Streets	52320	Training/Mtgs - Hosted by City	187	492	5,350	5,350	5,350
01401502	Highways & Streets	52322	Training - Materials	135	52	1,150	1,150	1,150
01401502	Highways & Streets	52623	Rents - Facilities	0	9,600	9,600	9,600	9,600
01401502	Highways & Streets	52624	Rents - Equipment	4,342	220	6,000	6,000	6,000
01401502	Highways & Streets	52704	Repair/Maint - Equipment	0	0	250	250	250
01401502	Highways & Streets	52820	Dues/Memberships	616	766	700	700	800
			Section Total	49,333	55,581	132,335	132,335	115,350
01401502	Highways & Streets	54110	Equipment - Other Minor	652	892	2,000	2,000	2,000
01401502	Highways & Streets	54114	Equipment - Tools (hand/power)	4,096	2,382	4,000	4,000	4,000
01401502	Highways & Streets	54302	Supplies - Aggregates	4,438	9,498	18,000	18,000	18,000
01401502	Highways & Streets	54304	Supplies - Asphalt	150,125	216,341	200,000	200,000	226,750
01401502	Highways & Streets	54306	Supplies - Asphalt Release	5,827	6,630	11,000	11,000	11,000
01401502	Highways & Streets	54312	Supplies - Concrete	9,122	3,612	20,000	20,000	15,000
01401502	Highways & Streets	54314	Supplies - Crack Seal	59,184	23,679	80,000	80,000	80,000
01401502	Highways & Streets	54320	Supplies - Field	1,320	325	1,500	1,500	1,500
01401502	Highways & Streets	54322	Supplies - Ground	7,956	2,654	8,025	8,025	7,550
01401502	Highways & Streets	54326	Supplies - Iron/Steel	476	749	1,250	1,250	1,250
01401502	Highways & Streets	54328	Supplies - Lumber	522	3,122	2,525	2,525	3,000
01401502	Highways & Streets	54329	Supplies - Magnesium Chloride	91	0	0	0	0
01401502	Highways & Streets	54330	Supplies - Medical (disposable)	0	0	200	200	200
01401502	Highways & Streets	54334	Supplies - Motor Vehicle	331	61	600	600	600

ORG	ORG DESCRIPTION	OBJ	DESCRIPTION	2013 ACTUAL	2014 ACTUAL	2015 ORIGINAL BUDGET	2015 REVISED BUDGET	2016 BUDGET
01401502	Highways & Streets	54336	Supplies - Office	1,522	315	500	500	500
01401502	Highways & Streets	54338	Supplies - Oil Tack	2,906	8,048	8,625	8,625	8,625
01401502	Highways & Streets	54342	Supplies - Other/misc	3,481	8,961	11,700	11,700	11,700
01401502	Highways & Streets	54344	Supplies - Pipe	14	0	0	0	0
01401502	Highways & Streets	54348	Supplies - Propane	3,800	4,355	4,500	4,500	6,000
01401502	Highways & Streets	54352	Supplies - Soil	1,017	8	1,185	1,185	1,185
01401502	Highways & Streets	54358	Supplies - Street	417	9,589	20,400	20,400	18,200
01401502	Highways & Streets	54405	Books/Videos	10	0	0	0	0
01401502	Highways & Streets	54444	Uniforms - Boots	2,575	2,213	3,300	3,300	3,300
01401502	Highways & Streets	54446	Uniforms - Jackets/Bibs	1,044	830	1,440	1,440	0
01401502	Highways & Streets	54448	Uniforms - Clothing	5,437	7,817	7,300	7,300	7,000
			Section Total	266,363	312,081	408,050	408,050	427,360
01401502	Highways & Streets	55115	Equipment - Heavy Motorized	0	127,185	125,000	125,000	125,000
01401502	Highways & Streets	55125	Equipment - Other Capital		0	0	0	0
			Section Total	0	127,185	125,000	125,000	125,000
01402503	Street Lights	52159	Other Professional Services	106,623	217,858	29,600	29,600	100,000
01402503	Street Lights	52431	Maint Agrmnt - Street Lights	367,532	183,915	53,392	53,392	0
01402503	Street Lights	52510	Electricity	561,907	486,573	600,000	600,000	600,000
			Section Total	1,036,062	888,346	682,992	682,992	700,000
01402503	Street Lights	54340	Supplies - Operational	46,208	60,595	42,000	42,000	65,000
			Section Total	46,208	60,595	42,000	42,000	65,000
01402504	Traffic	51100	Regular Salary/Wages	268,574	269,598	285,078	285,078	292,611
01402504	Traffic	51110	Overtime/Shift/Hazard	3,273	3,352	5,350	5,350	5,350
01402504	Traffic	51120	Allowances	1,651	1,644	1,638	1,638	1,638
01402504	Traffic	51505	FICA/OADSI	17,249	15,311	18,108	18,108	18,576
01402504	Traffic	51510	FICA/MD	3,788	3,827	4,235	4,235	4,344
01402504	Traffic	51515	Employers KPERS	21,451	26,222	30,171	30,171	33,585
01402504	Traffic	51530	Pension Plan	21,244	22,145	21,321	21,321	23,070
01402504	Traffic	51540	Workers Compensation	4,960	4,970	6,987	6,987	10,144
01402504	Traffic	51545	Unemployment	1,112	1,192	1,597	1,597	1,431
01402504	Traffic	51550	Health Insurance	46,043	64,579	82,800	82,800	87,000
01402504	Traffic	51555	Short Term Disability	122	124	210	210	180
01402504	Traffic	51565	Life Insurance	612	619	595	595	719
01402504	Traffic	51570	Employee Assistance Program	122	127	192	192	165
01402504	Traffic	51575	Other Benefits	0	52	0	0	0
			Section Total	390,201	413,762	458,282	458,282	478,813
01402504	Traffic	52159	Other Professional Services	157,338	18,392	84,100	84,100	84,100
01402504	Traffic	52160	Payments To Other Agencies	32,528	44,776	45,000	45,000	45,000
01402504	Traffic	52302	Training/Travel/Mtgs - Per Diem	0	0	1,000	1,000	1,000
01402504	Traffic	52303	Meals/Food/Refreshments	45	45	0	0	0
01402504	Traffic	52304	Training/Mtgs - Registration	1,225	1,050	2,000	2,000	2,000
01402504	Traffic	52306	Training/Travel - Airline	0	0	600	600	600
01402504	Traffic	52310	Training/Travel - Parking	0	0	50	50	50
01402504	Traffic	52312	Training/Travel - Taxi	0	0	100	100	100
01402504	Traffic	52314	Training/Travel - Tolls	0	0	100	100	100
01402504	Traffic	52316	Training/Travel - Lodging	0	0	1,850	1,850	1,850
01402504	Traffic	52320	Training/Mtgs - Hosted by City	100	0	4,000	4,000	0
01402504	Traffic	52322	Training - Materials	0	94	700	700	700
01402504	Traffic	52510	Electricity	65,395	63,262	75,000	75,000	75,000
01402504	Traffic	52520	Mobile Devices	45	0	610	610	0
01402504	Traffic	52563	Computer/Data Processing	0	0	10,000	10,000	10,000
01402504	Traffic	52624	Rents - Equipment	60	866	2,500	2,500	2,500
01402504	Traffic	52625	Rents - Other	200	0	0	0	0
01402504	Traffic	52704	Repair/Maint - Equipment	1,360	1,225	2,000	2,000	2,000
01402504	Traffic	52800	Advertising/Publications	0	0	100	100	100
01402504	Traffic	52810	Copying/Printings Services	186	0	3,518	3,518	0
01402504	Traffic	52820	Dues/Memberships	494	626	3,000	3,000	1,500
01402504	Traffic	52850	Postage/Shipping	121	0	500	500	500
			Section Total	259,097	130,336	236,728	236,728	227,100
01402504	Traffic	54102	Equipment - Audio & Video	0	1,167	0	0	0
01402504	Traffic	54110	Equipment - Other Minor	6,845	3,837	5,000	5,000	5,000
01402504	Traffic	54114	Equipment - Tools (hand/power)	100	0	2,000	2,000	2,000
01402504	Traffic	54204	Software - Other	7,500	1,594	8,500	8,500	8,500
01402504	Traffic	54326	Supplies - Iron/Steel	27,385	47,697	33,000	33,000	58,000
01402504	Traffic	54336	Supplies - Office	89	36	500	500	500
01402504	Traffic	54340	Supplies - Operational	59,435	52,921	112,000	112,000	87,000
01402504	Traffic	54342	Supplies - Other/misc	2,591	4,907	30,890	30,890	30,890
01402504	Traffic	54444	Uniforms - Boots	690	582	850	850	850
01402504	Traffic	54446	Uniforms - Jackets/Bibs	516	0	1,500	1,500	0

ORG	ORG DESCRIPTION	OBJ	DESCRIPTION	2013 ACTUAL	2014 ACTUAL	2015 ORIGINAL BUDGET	2015 REVISED BUDGET	2016 BUDGET
01402504	Traffic	54448	Uniforms - Clothing	1,685	1,631	2,000	2,000	2,000
			Section Total	106,836	114,372	196,240	196,240	194,740
01403500	Facilities	51100	Regular Salary/Wages	306,399	300,358	310,336	310,336	344,159
01403500	Facilities	51110	Overtime/Shift/Hazard	12,095	7,935	15,000	15,000	15,000
01403500	Facilities	51120	Allowances	3,152	2,322	2,400	2,400	3,128
01403500	Facilities	51505	FICA/OADSI	20,273	17,257	20,319	20,319	22,462
01403500	Facilities	51510	FICA/MD	4,427	4,350	4,752	4,752	5,252
01403500	Facilities	51515	Employers KPERS	26,753	30,628	33,856	33,856	40,611
01403500	Facilities	51530	Pension Plan	27,444	25,396	23,923	23,923	27,896
01403500	Facilities	51540	Workers Compensation	5,191	5,087	6,950	6,950	8,179
01403500	Facilities	51545	Unemployment	1,306	1,370	1,788	1,788	1,724
01403500	Facilities	51550	Health Insurance	79,849	80,474	82,800	82,800	87,000
01403500	Facilities	51555	Short Term Disability	142	146	210	210	165
01403500	Facilities	51565	Life Insurance	764	749	668	668	707
01403500	Facilities	51570	Employee Assistance Program	156	149	192	192	165
			Section Total	487,951	476,221	503,194	503,194	556,448
01403500	Facilities	52126	Engineering - Design	0	132	1,000	1,000	1,000
01403500	Facilities	52159	Other Professional Services	129,592	137,178	145,775	145,775	145,800
01403500	Facilities	52302	Training/Travel/Mtgs - Per Diem	165	0	800	800	800
01403500	Facilities	52303	Meals/Food/Refreshments	45	117	420	420	400
01403500	Facilities	52304	Training/Mtgs - Registration	1,843	855	2,200	2,200	3,000
01403500	Facilities	52306	Training/Travel - Airline	320	0	600	600	600
01403500	Facilities	52308	Training/Travel - Mileage	34	0	0	0	0
01403500	Facilities	52310	Training/Travel - Parking	28	0	100	100	100
01403500	Facilities	52312	Training/Travel - Taxi	24	0	250	250	250
01403500	Facilities	52314	Training/Travel - Tolls	16	0	25	25	25
01403500	Facilities	52316	Training/Travel - Lodging	641	0	2,000	2,000	2,000
01403500	Facilities	52320	Training/Mtgs - Hosted by City	0	2,300	4,400	4,400	4,400
01403500	Facilities	52322	Training - Materials	1,452	0	1,500	1,500	1,500
01403500	Facilities	52415	Maint Agrmnt - Equipment	14,205	19,272	17,600	17,600	17,600
01403500	Facilities	52454	Maint Agrmnt - Other Software	13,073	10,922	13,500	13,500	13,500
01403500	Facilities	52500	Utility Service	3,933	0	0	0	0
01403500	Facilities	52510	Electricity	769,226	759,230	787,000	787,000	865,700
01403500	Facilities	52515	Gas	78,956	112,353	150,000	150,000	150,000
01403500	Facilities	52530	Telephone	371	0	0	0	0
01403500	Facilities	52535	Trash	16,178	21,142	18,350	18,350	21,000
01403500	Facilities	52540	Wastewater	52,130	45,554	57,500	57,500	50,000
01403500	Facilities	52545	Water	215,496	243,569	235,000	235,000	242,500
01403500	Facilities	52624	Rents - Equipment	484	426	1,540	1,540	1,500
01403500	Facilities	52810	Copying/Printings Services	131	145	1,000	1,000	1,000
01403500	Facilities	52820	Dues/Memberships	571	531	705	705	700
			Section Total	1,298,914	1,353,726	1,441,265	1,441,265	1,523,375
01403500	Facilities	54114	Equipment - Tools (hand/power)	1,325	2,630	4,090	4,090	4,100
01403500	Facilities	54318	Supplies - Facilities	69,751	65,519	59,415	59,415	65,000
01403500	Facilities	54336	Supplies - Office	391	0	0	0	0
01403500	Facilities	54342	Supplies - Other/misc	241	309	500	500	500
01403500	Facilities	54444	Uniforms - Boots	346	435	700	700	600
01403500	Facilities	54446	Uniforms - Jackets/Bibs	0	324	440	440	0
01403500	Facilities	54448	Uniforms - Clothing	1,248	1,303	1,600	1,600	1,300
			Section Total	73,302	70,520	66,745	66,745	71,500
01404000	Fleet	51100	Regular Salary/Wages	454,912	468,058	477,198	477,198	506,004
01404000	Fleet	51110	Overtime/Shift/Hazard	9,010	6,296	15,000	15,000	15,000
01404000	Fleet	51120	Allowances	9,300	9,600	9,600	9,600	9,600
01404000	Fleet	51505	FICA/OADSI	29,681	26,695	31,113	31,113	32,900
01404000	Fleet	51510	FICA/MD	6,440	6,744	7,276	7,276	7,696
01404000	Fleet	51515	Employers KPERS	39,200	48,612	51,836	51,836	59,481
01404000	Fleet	51530	Pension Plan	36,883	39,573	36,631	36,631	40,856
01404000	Fleet	51540	Workers Compensation	5,779	5,986	8,177	8,177	12,238
01404000	Fleet	51545	Unemployment	1,889	2,111	2,707	2,707	2,501
01404000	Fleet	51550	Health Insurance	117,396	121,958	138,000	138,000	145,000
01404000	Fleet	51555	Short Term Disability	254	252	330	330	300
01404000	Fleet	51565	Life Insurance	1,119	1,159	1,025	1,025	1,273
01404000	Fleet	51570	Employee Assistance Program	247	250	302	302	275
			Section Total	712,110	737,294	779,195	779,195	833,124
01404000	Fleet	52148	Laundry/Sanitation Services	6,065	8,928	11,400	11,400	11,400
01404000	Fleet	52159	Other Professional Services	2,617	1,788	2,440	2,440	12,500
01404000	Fleet	52300	Training/Travel/Meetings	17	1,140	0	0	0
01404000	Fleet	52302	Training/Travel/Mtgs - Per Diem	285	531	1,700	1,700	1,700
01404000	Fleet	52303	Meals/Food/Refreshments	135	90	0	0	200
01404000	Fleet	52304	Training/Mtgs - Registration	3,309	4,702	5,600	5,600	5,600
01404000	Fleet	52306	Training/Travel - Airline	642	239	2,800	2,800	2,800

ORG	ORG DESCRIPTION	OBJ	DESCRIPTION	2013 ACTUAL	2014 ACTUAL	2015 ORIGINAL BUDGET	2015 REVISED BUDGET	2016 BUDGET
01404000	Fleet	52312	Training/Travel - Taxi	60	32	200	200	200
01404000	Fleet	52316	Training/Travel - Lodging	646	1,761	4,200	4,200	4,000
01404000	Fleet	52320	Training/Mtgs - Hosted by City	0	0	250	250	250
01404000	Fleet	52322	Training - Materials	30	0	0	0	0
01404000	Fleet	52620	Rents/Leases	0	0	0	0	20,000
01404000	Fleet	52625	Rents - Other	874	1,564	1,520	1,520	1,600
01404000	Fleet	52700	Repair/Maintenance	0	517	0	0	0
01404000	Fleet	52702	Repair/Maint - Facilities	2,745	2,026	2,310	2,310	2,300
01404000	Fleet	52704	Repair/Maint - Equipment	6,155	8,509	10,000	10,000	10,000
01404000	Fleet	52706	Repair/Maint - Automotive	58,840	26,697	20,605	20,605	25,000
01404000	Fleet	52810	Copying/Printings Services	66	1,260	0	0	0
01404000	Fleet	52820	Dues/Memberships	234	326	500	500	500
			Section Total	82,720	60,110	63,525	63,525	98,050
01404000	Fleet	54104	Equipment - Automotive	15,376	7,527	20,025	20,025	20,000
01404000	Fleet	54110	Equipment - Other Minor	0	529	1,500	1,500	1,500
01404000	Fleet	54112	Equipment - Shop	13,484	11,867	13,360	13,360	13,360
01404000	Fleet	54114	Equipment - Tools (hand/power)	6,700	3,382	1,000	1,000	1,000
01404000	Fleet	54326	Supplies - Iron/Steel	4,059	2,913	3,500	3,500	3,500
01404000	Fleet	54330	Supplies - Medical (disposable)	0	0	100	100	100
01404000	Fleet	54334	Supplies - Motor Vehicle	332,224	315,276	320,000	320,000	320,000
01404000	Fleet	54336	Supplies - Office	228	502	200	200	400
01404000	Fleet	54342	Supplies - Other/misc	7,589	5,577	6,100	6,100	6,100
01404000	Fleet	54405	Books/Videos	625	349	800	800	750
01404000	Fleet	54420	Fuel	599,832	577,162	736,000	736,000	736,000
01404000	Fleet	54442	Uniforms	1,540	0	0	0	0
01404000	Fleet	54444	Uniforms - Boots	1,065	1,592	1,400	1,400	1,400
01404000	Fleet	54446	Uniforms - Jackets/Bibs	332	0	0	0	0
01404000	Fleet	54448	Uniforms - Clothing	1,219	486	1,500	1,500	1,500
			Section Total	984,273	927,162	1,105,485	1,105,485	1,105,610
01404000	Fleet	55110	Equipment - Automotive	71,115	0	0	0	47,000
01404000	Fleet	55230	Software - Other	3,689	5,676	4,810	4,810	4,810
01404000	Fleet	55305	Building	1,450	620	2,640	2,640	2,640
			Section Total	76,254	6,296	7,450	7,450	54,450
			Department Total	7,913,955	7,880,996	8,676,622	8,676,622	9,170,184
01500000	Parks & Rec. Administration	51100	Regular Salary/Wages	358,449	367,707	396,600	396,600	457,882
01500000	Parks & Rec. Administration	51110	Overtime/Shift/Hazard	796	2,424	0	0	0
01500000	Parks & Rec. Administration	51120	Allowances	10,545	11,586	12,459	11,549	12,458
01500000	Parks & Rec. Administration	51505	FICA/OADSI	23,574	21,330	25,361	23,325	29,161
01500000	Parks & Rec. Administration	51510	FICA/MD	5,158	5,343	5,933	5,457	6,821
01500000	Parks & Rec. Administration	51515	Employers KPERS	27,932	36,730	40,675	37,283	52,725
01500000	Parks & Rec. Administration	51520	Employers KPERS W@R	2,575	2,297	0	0	0
01500000	Parks & Rec. Administration	51530	Pension Plan	29,271	30,204	29,864	27,467	34,945
01500000	Parks & Rec. Administration	51540	Workers Compensation	889	1,224	1,674	1,622	2,654
01500000	Parks & Rec. Administration	51545	Unemployment	1,529	1,664	2,181	2,005	2,198
01500000	Parks & Rec. Administration	51550	Health Insurance	59,326	63,728	86,600	79,700	94,250
01500000	Parks & Rec. Administration	51555	Short Term Disability	115	117	150	135	180
01500000	Parks & Rec. Administration	51565	Life Insurance	712	733	695	628	950
01500000	Parks & Rec. Administration	51570	Employee Assistance Program	111	208	261	247	261
01500000	Parks & Rec. Administration	51575	Other Benefits	0	19	0	0	0
			Section Total	520,982	545,314	602,453	586,018	694,485
01500000	Parks & Rec. Administration	52156	Offsite Storage	83	89	0	0	0
01500000	Parks & Rec. Administration	52159	Other Professional Services	208	771	0	0	0
01500000	Parks & Rec. Administration	52166	Photography Services	0	0	68	68	68
01500000	Parks & Rec. Administration	52300	Training/Travel/Meetings	1,261	359	4,434	4,434	4,434
01500000	Parks & Rec. Administration	52302	Training/Travel/Mtgs - Per Diem	537	714	0	0	0
01500000	Parks & Rec. Administration	52303	Meals/Food/Refreshments	44	50	0	0	0
01500000	Parks & Rec. Administration	52304	Training/Mtgs - Registration	2,188	1,876	0	0	0
01500000	Parks & Rec. Administration	52306	Training/Travel - Airline	278	1,115	0	0	0
01500000	Parks & Rec. Administration	52310	Training/Travel - Parking	4	71	0	0	0
01500000	Parks & Rec. Administration	52312	Training/Travel - Taxi	0	96	0	0	0
01500000	Parks & Rec. Administration	52314	Training/Travel - Tolls	0	7	0	0	0
01500000	Parks & Rec. Administration	52316	Training/Travel - Lodging	1,127	906	0	0	0
01500000	Parks & Rec. Administration	52320	Training/Mtgs - Hosted by City	760	357	3,335	3,335	3,335
01500000	Parks & Rec. Administration	52530	Telephone	0	0	1,191	1,191	1,191
01500000	Parks & Rec. Administration	52620	Rents/Leases	603	0	0	0	0
01500000	Parks & Rec. Administration	52624	Rents - Equipment	5,167	227	1,602	1,602	1,602
01500000	Parks & Rec. Administration	52704	Repair/Maint - Equipment	0	0	96	96	96
01500000	Parks & Rec. Administration	52800	Advertising/Publications	0	266	0	0	0
01500000	Parks & Rec. Administration	52810	Copying/Printings Services	618	39	0	0	0
01500000	Parks & Rec. Administration	52820	Dues/Memberships	3,881	4,732	4,925	4,925	4,925

ORG	ORG DESCRIPTION	OBJ	DESCRIPTION	2013 ACTUAL	2014 ACTUAL	2015 ORIGINAL BUDGET	2015 REVISED BUDGET	2016 BUDGET
01500000	Parks & Rec. Administration	52850	Postage/Shipping	3	0	4,873	4,873	4,873
			Section Total	16,762	11,675	20,524	20,524	20,524
02100000	Endowment	54300	Supplies	1,007	5,399	0	0	0
01500000	Parks & Rec. Administration	54318	Supplies - Facilities	0	0	11	11	11
01500000	Parks & Rec. Administration	54334	Supplies - Motor Vehicle	0	0	88	88	88
01500000	Parks & Rec. Administration	54336	Supplies - Office	832	449	698	698	698
01500000	Parks & Rec. Administration	54340	Supplies - Operational	975	441	1,136	1,136	1,136
01500000	Parks & Rec. Administration	54342	Supplies - Other/misc	11	420	88	88	88
01500000	Parks & Rec. Administration	54442	Uniforms	702	0	1,063	1,063	1,063
			Section Total	3,527	6,709	3,084	3,084	3,084
01501000	Parks Maint. Administration	51100	Regular Salary/Wages	1,132,307	1,103,669	1,209,896	1,209,896	1,289,806
01501000	Parks Maint. Administration	51110	Overtime/Shift/Hazard	56,857	56,645	81,284	81,284	81,284
01501000	Parks Maint. Administration	51120	Allowances	731	1,606	1,820	1,820	3,640
01501000	Parks Maint. Administration	51505	FICA/OADSI	74,619	66,948	80,169	80,169	85,232
01501000	Parks Maint. Administration	51510	FICA/MD	16,650	16,458	18,750	18,750	19,933
01501000	Parks Maint. Administration	51515	Employers KPERS	58,677	75,049	133,569	133,569	154,107
01501000	Parks Maint. Administration	51530	Pension Plan	56,750	62,224	94,389	94,389	93,165
01501000	Parks Maint. Administration	51540	Workers Compensation	14,280	12,523	18,145	18,145	27,091
01501000	Parks Maint. Administration	51545	Unemployment	4,910	5,217	7,100	7,100	6,581
01501000	Parks Maint. Administration	51550	Health Insurance	183,734	201,943	399,000	399,000	406,000
01501000	Parks Maint. Administration	51555	Short Term Disability	388	381	840	840	840
01501000	Parks Maint. Administration	51565	Life Insurance	1,638	1,719	2,274	2,274	2,904
01501000	Parks Maint. Administration	51570	Employee Assistance Program	371	408	935	935	770
			Section Total	1,601,912	1,604,790	2,048,171	2,048,171	2,171,353
01501000	Parks Maint. Administration	52159	Other Professional Services	13,803	0	1,053	1,053	1,053
01501000	Parks Maint. Administration	52300	Training/Travel/Meetings	4,889	3,377	8,427	8,427	12,027
01501000	Parks Maint. Administration	52302	Training/Travel/Mtgs - Per Diem	521	696	0	0	0
01501000	Parks Maint. Administration	52304	Training/Mtgs - Registration	1,310	2,161	0	0	0
01501000	Parks Maint. Administration	52306	Training/Travel - Airline	0	230	0	0	0
01501000	Parks Maint. Administration	52308	Training/Travel - Mileage	0	558	0	0	0
01501000	Parks Maint. Administration	52312	Training/Travel - Taxi	0	184	0	0	0
01501000	Parks Maint. Administration	52316	Training/Travel - Lodging	0	326	0	0	0
01501000	Parks Maint. Administration	52320	Training/Mtgs - Hosted by City	0	0	53	53	53
01501000	Parks Maint. Administration	52400	Maintenance Agreement	128,937	143,872	145,239	145,239	168,239
01501000	Parks Maint. Administration	52500	Utility Service	14,340	0	0	0	0
01501000	Parks Maint. Administration	52530	Telephone	1,104	0	8,495	8,495	8,495
01501000	Parks Maint. Administration	52624	Rents - Equipment	46	274	1,097	1,097	1,097
01501000	Parks Maint. Administration	52702	Repair/Maint - Facilities	0	0	316	316	316
01501000	Parks Maint. Administration	52704	Repair/Maint - Equipment	0	0	211	211	211
01501000	Parks Maint. Administration	52708	Repair/Maint - Art	0	531	4,500	4,500	4,500
01501000	Parks Maint. Administration	52800	Advertising/Publications	0	0	105	105	105
01501000	Parks Maint. Administration	52810	Copying/Printings Services	33	0	0	0	0
01501000	Parks Maint. Administration	52820	Dues/Memberships	240	300	263	263	263
			Section Total	165,223	152,509	169,759	169,759	196,359
01501000	Parks Maint. Administration	54330	Supplies - Medical (disposable)	140	943	689	689	1,189
01501000	Parks Maint. Administration	54334	Supplies - Motor Vehicle	0	0	72	72	72
01501000	Parks Maint. Administration	54336	Supplies - Office	3,011	35	108	108	108
01501000	Parks Maint. Administration	54340	Supplies - Operational	2,847	3,432	19,921	19,921	19,921
01501000	Parks Maint. Administration	54444	Uniforms - Boots	9,123	12,577	13,120	13,120	16,120
			Section Total	15,121	16,987	33,910	33,910	37,410
01501000	Parks Maint. Administration	55406	Land/Land Improvement	847	0	0	0	0
			Section Total	847	0	0	0	0
01501500	Parks Maint. Facilities	52300	Training/Travel/Meetings	50	370	0	0	0
01501500	Parks Maint. Facilities	52420	Maint Agrmnt - Facility	38,157	53,956	69,000	69,000	73,000
01501500	Parks Maint. Facilities	52620	Rents/Leases	0	304	0	0	0
01501500	Parks Maint. Facilities	52624	Rents - Equipment	141	4,399	9,794	9,794	9,794
01501500	Parks Maint. Facilities	52702	Repair/Maint - Facilities	36,081	6,522	1,000	1,000	1,000
01501500	Parks Maint. Facilities	52820	Dues/Memberships	30	0	0	0	0
			Section Total	74,459	65,551	79,794	79,794	83,794
01501500	Parks Maint. Facilities	54110	Equipment - Other Minor	584	0	3,571	3,571	3,571
01501500	Parks Maint. Facilities	54340	Supplies - Operational	37,496	62,316	88,685	88,685	88,685
			Section Total	38,080	62,316	92,256	92,256	92,256
01501500	Parks Maint. Facilities	55125	Equipment - Other Capital	63,674	0	25,000	25,000	25,000
			Section Total	63,674	0	25,000	25,000	25,000
01501601	Parks Maint. Turf	52702	Repair/Maint - Facilities	196,049	253,793	290,550	290,550	280,650
01501601	Parks Maint. Turf	52800	Advertising/Publications	0	0	61	61	61
			Section Total	196,049	253,793	290,611	290,611	280,711

ORG	ORG DESCRIPTION	OBJ	DESCRIPTION	2013 ACTUAL	2014 ACTUAL	2015 ORIGINAL BUDGET	2015 REVISED BUDGET	2016 BUDGET
01501601	Parks Maint. Turf	54110	Equipment - Other Minor	3,225	4,652	4,580	4,580	4,580
01501601	Parks Maint. Turf	54322	Supplies - Ground	33,869	54,656	63,556	63,556	68,656
			Section Total	37,094	59,308	68,136	68,136	73,236
01501602	Parks Maint. Landscape	52700	Repair/Maintenance	10,346	0	0	0	0
01501602	Parks Maint. Landscape	52702	Repair/Maint - Facilities	81,233	106,248	138,194	138,194	138,194
			Section Total	91,579	106,248	138,194	138,194	138,194
01501602	Parks Maint. Landscape	54110	Equipment - Other Minor	655	2,496	2,584	2,584	2,584
01501602	Parks Maint. Landscape	54322	Supplies - Ground	15,912	21,072	41,561	41,561	41,561
			Section Total	16,567	23,568	44,145	44,145	44,145
01501612	Parks Custodial	51100	Regular Salary/Wages	0	0	0	369,621	374,025
01501612	Parks Custodial	51110	Overtime/Shift/Hazard	0	0	0	11,045	11,045
01501612	Parks Custodial	51120	Allowances	0	0	0	3,310	3,310
01501612	Parks Custodial	51505	FICA/OADSI	0	0	0	23,808	24,080
01501612	Parks Custodial	51510	FICA/MD	0	0	0	5,567	5,632
01501612	Parks Custodial	51515	Employers KPERS	0	0	0	39,664	32,616
01501612	Parks Custodial	51530	Pension Plan	0	0	0	21,234	22,404
01501612	Parks Custodial	51540	Workers Compensation	0	0	0	8,195	11,731
01501612	Parks Custodial	51545	Unemployment	0	0	0	2,093	1,849
01501612	Parks Custodial	51550	Health Insurance	0	0	0	110,400	116,000
01501612	Parks Custodial	51555	Short Term Disability	0	0	0	270	240
01501612	Parks Custodial	51565	Life Insurance	0	0	0	594	699
01501612	Parks Custodial	51570	Employee Assistance Program	0	0	0	247	220
			Section Total	0	0	0	596,048	603,851
01501612	Parks Custodial	52148	Laundry/Sanitation Services	0	0	0	1,640	2,000
01501612	Parks Custodial	52159	Other Professional Services	0	0	0	9,211	9,211
01501612	Parks Custodial	52300	Training/Travel/Meetings	0	0	0	200	2,000
01501612	Parks Custodial	52530	Telephone	0	0	0	172	172
01501612	Parks Custodial	52624	Rents - Equipment	0	0	0	10,584	10,584
01501612	Parks Custodial	52702	Repair/Maint - Facilities	0	0	0	950	950
01501612	Parks Custodial	52704	Repair/Maint - Equipment	0	0	0	2,067	2,067
01501612	Parks Custodial	52820	Dues/Memberships	0	0	0	530	730
			Section Total	0	0	0	25,354	27,714
01501612	Parks Custodial	54110	Equipment - Other Minor	0	0	0	3,500	3,500
01501612	Parks Custodial	54300	Supplies	0	0	0	24,100	24,100
01501612	Parks Custodial	54322	Supplies - Ground	0	0	0	20,415	20,415
01501612	Parks Custodial	54340	Supplies - Operational	0	0	0	240	240
01501612	Parks Custodial	54442	Uniforms	0	0	0	1,828	1,828
01501612	Parks Custodial	54444	Uniforms - Boots	0	0	0	1,175	1,175
			Section Total	0	0	0	51,258	51,258
01501612	Parks Custodial	55125	Equipment - Other Capital	0	0	0	11,406	11,406
			Section Total	0	0	0	11,406	11,406
01502000	Parks Prog. Administration	51100	Regular Salary/Wages	284,255	295,916	317,012	317,012	332,515
01502000	Parks Prog. Administration	51110	Overtime/Shift/Hazard	229	1,629	4,952	4,952	4,952
01502000	Parks Prog. Administration	51120	Allowances	2,240	5,313	5,460	5,460	5,460
01502000	Parks Prog. Administration	51505	FICA/OADSI	17,690	17,024	20,300	20,300	21,263
01502000	Parks Prog. Administration	51510	FICA/MD	3,863	4,222	4,748	4,748	4,973
01502000	Parks Prog. Administration	51515	Employers KPERS	21,221	28,306	33,824	33,824	38,441
01502000	Parks Prog. Administration	51530	Pension Plan	21,609	22,837	21,847	21,847	23,270
01502000	Parks Prog. Administration	51540	Workers Compensation	1,429	1,507	2,442	2,442	3,589
01502000	Parks Prog. Administration	51545	Unemployment	1,134	1,340	1,771	1,771	1,619
01502000	Parks Prog. Administration	51550	Health Insurance	56,493	48,481	64,000	64,000	87,000
01502000	Parks Prog. Administration	51555	Short Term Disability	90	95	150	150	120
01502000	Parks Prog. Administration	51565	Life Insurance	548	519	460	460	571
01502000	Parks Prog. Administration	51570	Employee Assistance Program	98	149	192	192	165
			Section Total	410,899	427,338	477,158	477,158	523,938
01502000	Parks Prog. Administration	52159	Other Professional Services	20	0	859	859	859
01502000	Parks Prog. Administration	52300	Training/Travel/Meetings	3,796	708	1,882	1,882	1,882
01502000	Parks Prog. Administration	52302	Training/Travel/Mtgs - Per Diem	478	556	0	0	0
01502000	Parks Prog. Administration	52303	Meals/Food/Refreshments	0	37	0	0	0
01502000	Parks Prog. Administration	52304	Training/Mtgs - Registration	289	2,828	0	0	0
01502000	Parks Prog. Administration	52310	Training/Travel - Parking	0	19	0	0	0
01502000	Parks Prog. Administration	52314	Training/Travel - Tolls	6	8	0	0	0
01502000	Parks Prog. Administration	52316	Training/Travel - Lodging	315	1,134	0	0	0
01502000	Parks Prog. Administration	52320	Training/Mtgs - Hosted by City	196	0	875	875	875
01502000	Parks Prog. Administration	52530	Telephone	0	0	1,247	1,247	1,247
01502000	Parks Prog. Administration	52800	Advertising/Publications	10,087	519	13,493	13,493	13,493
01502000	Parks Prog. Administration	52810	Copying/Printings Services	0	10,385	0	0	0

ORG	ORG DESCRIPTION	OBJ	DESCRIPTION	2013 ACTUAL	2014 ACTUAL	2015 ORIGINAL BUDGET	2015 REVISED BUDGET	2016 BUDGET
01502000	Parks Prog. Administration	52820	Dues/Memberships	2,206	2,113	668	668	668
01502000	Parks Prog. Administration	52850	Postage/Shipping	3	0	1,818	1,818	1,818
			Section Total	17,396	18,307	20,842	20,842	20,842
01502000	Parks Prog. Administration	54110	Equipment - Other Minor	0	0	107	107	107
01502000	Parks Prog. Administration	54300	Supplies	0	16	0	0	0
01502000	Parks Prog. Administration	54336	Supplies - Office	1,603	1,295	3,192	3,192	3,192
01502000	Parks Prog. Administration	54340	Supplies - Operational	118	70	1,084	1,084	1,084
01502000	Parks Prog. Administration	54442	Uniforms	0	0	0	0	2,000
01502000	Parks Prog. Administration	54444	Uniforms - Boots	54	0	126	126	126
			Section Total	1,775	1,381	4,509	4,509	6,509
01502612	Parks Prog. Custodial	51100	Regular Salary/Wages	324,916	312,926	369,621	0	0
01502612	Parks Prog. Custodial	51110	Overtime/Shift/Hazard	5,994	7,630	11,045	0	0
01502612	Parks Prog. Custodial	51120	Allowances	1,671	3,323	3,310	0	0
01502612	Parks Prog. Custodial	51505	FICA/OADSI	20,336	18,066	23,808	0	0
01502612	Parks Prog. Custodial	51510	FICA/MD	4,500	4,480	5,567	0	0
01502612	Parks Prog. Custodial	51515	Employers KPERS	23,280	27,624	39,664	0	0
01502612	Parks Prog. Custodial	51530	Pension Plan	17,959	19,644	21,234	0	0
01502612	Parks Prog. Custodial	51540	Workers Compensation	5,390	5,244	8,195	0	0
01502612	Parks Prog. Custodial	51545	Unemployment	1,338	1,397	2,093	0	0
01502612	Parks Prog. Custodial	51550	Health Insurance	86,493	86,529	110,400	0	0
01502612	Parks Prog. Custodial	51555	Short Term Disability	189	184	270	0	0
01502612	Parks Prog. Custodial	51565	Life Insurance	668	653	594	0	0
01502612	Parks Prog. Custodial	51570	Employee Assistance Program	204	200	247	0	0
			Section Total	492,938	487,900	596,048	0	0
01502612	Parks Prog. Custodial	52148	Laundry/Sanitation Services	1,592	1,625	1,640	0	0
01502612	Parks Prog. Custodial	52159	Other Professional Services	10,775	9,185	9,211	0	0
01502612	Parks Prog. Custodial	52300	Training/Travel/Meetings	0	3,242	200	0	0
01502612	Parks Prog. Custodial	52530	Telephone	0	0	172	0	0
01502612	Parks Prog. Custodial	52620	Rents/Leases	1,664	0	0	0	0
01502612	Parks Prog. Custodial	52624	Rents - Equipment	4,153	8,561	10,584	0	0
01502612	Parks Prog. Custodial	52702	Repair/Maint - Facilities	8,176	5,896	950	0	0
01502612	Parks Prog. Custodial	52704	Repair/Maint - Equipment	833	1,966	2,067	0	0
01502612	Parks Prog. Custodial	52820	Dues/Memberships	482	493	530	0	0
			Section Total	27,675	30,968	25,354	0	0
01502612	Parks Prog. Custodial	54110	Equipment - Other Minor	2,048	3,105	3,500	0	0
01502612	Parks Prog. Custodial	54300	Supplies	11,892	17,134	24,100	0	0
01502612	Parks Prog. Custodial	54322	Supplies - Ground	16,628	13,782	20,415	0	0
01502612	Parks Prog. Custodial	54336	Supplies - Office	0	106	0	0	0
01502612	Parks Prog. Custodial	54340	Supplies - Operational	1,394	716	240	0	0
01502612	Parks Prog. Custodial	54342	Supplies - Other/misc	4	0	0	0	0
01502612	Parks Prog. Custodial	54442	Uniforms	1,523	2,124	1,828	0	0
01502612	Parks Prog. Custodial	54444	Uniforms - Boots	263	0	1,175	0	0
			Section Total	33,752	36,967	51,258	0	0
01502612	Parks Prog. Custodial	55125	Equipment - Other Capital	9,042	11,610	11,406	0	0
			Section Total	9,042	11,610	11,406	0	0
01502613	Thompson Barn	51100	Regular Salary/Wages	28,944	40,348	42,906	42,906	43,773
01502613	Thompson Barn	51110	Overtime/Shift/Hazard	69	0	0	0	0
01502613	Thompson Barn	51505	FICA/OADSI	1,851	2,450	2,661	2,661	2,713
01502613	Thompson Barn	51510	FICA/MD	431	575	622	622	633
01502613	Thompson Barn	51515	Employers KPERS	99	28	4,431	4,431	0
01502613	Thompson Barn	51530	Pension Plan	67	22	0	0	0
01502613	Thompson Barn	51540	Workers Compensation	100	167	68	68	98
01502613	Thompson Barn	51545	Unemployment	126	180	236	236	211
01502613	Thompson Barn	51570	Employee Assistance Program	0	1	0	0	0
			Section Total	31,687	43,771	50,924	50,924	47,428
01502613	Thompson Barn	52159	Other Professional Services	96,149	17,630	2,124	2,124	2,124
01502613	Thompson Barn	52530	Telephone	0	3,840	15,866	15,866	15,866
01502613	Thompson Barn	52620	Rents/Leases	169	0	0	0	0
01502613	Thompson Barn	52624	Rents - Equipment	2,939	1,768	3,763	3,763	3,763
01502613	Thompson Barn	52700	Repair/Maintenance	368	0	0	0	0
01502613	Thompson Barn	52702	Repair/Maint - Facilities	3,764	5,585	7,273	7,273	7,273
01502613	Thompson Barn	52800	Advertising/Publications	2,094	2,714	4,000	4,000	4,000
01502613	Thompson Barn	52810	Copying/Printings Services	729	715	744	744	744
01502613	Thompson Barn	52850	Postage/Shipping	1,241	0	0	0	0
			Section Total	107,453	32,252	33,770	33,770	33,770
01502613	Thompson Barn	54102	Equipment - Audio & Video	102,206	0	0	0	0
01502613	Thompson Barn	54110	Equipment - Other Minor	0	0	15,905	15,905	0
01502613	Thompson Barn	54300	Supplies	134	7,459	10,000	10,000	10,000

ORG	ORG DESCRIPTION	OBJ	DESCRIPTION	2013 ACTUAL	2014 ACTUAL	2015 ORIGINAL BUDGET	2015 REVISED BUDGET	2016 BUDGET
01502613	Thompson Barn	54322	Supplies - Ground	7,052	5,785	8,738	8,738	8,738
01502613	Thompson Barn	54340	Supplies - Operational	9,554	10,460	11,492	11,492	11,492
01502613	Thompson Barn	54342	Supplies - Other/misc	470	20	0	0	0
			Section Total	119,416	23,724	46,135	46,135	30,230
01502614	Parks Prog. Other	54340	Supplies - Operational	8,181	7,112	10,000	10,000	10,000
01502614	Parks Prog. Other	54342	Supplies - Other/misc	787	0	0	0	0
01502614	Parks Prog. Other	54442	Uniforms	-360	0	0	0	0
			Section Total	8,608	7,112	10,000	10,000	10,000
01502653	Parks Prog. NGA	51100	Regular Salary/Wages	3,113	0	0	0	0
01502653	Parks Prog. NGA	51505	FICA/OADSI	193	0	0	0	0
01502653	Parks Prog. NGA	51510	FICA/MD	45	0	0	0	0
01502653	Parks Prog. NGA	51540	Workers Compensation	51	0	0	0	0
01502653	Parks Prog. NGA	51545	Unemployment	13	0	0	0	0
			Section Total	3,415	0	0	0	0
01502653	Parks Prog. NGA	52620	Rents/Leases	1,659	856	7,821	7,821	7,821
			Section Total	1,659	856	7,821	7,821	7,821
01502653	Parks Prog. NGA	54300	Supplies	1,459	1,415	1,676	1,676	1,676
			Section Total	1,459	1,415	1,676	1,676	1,676
01503615	BBQ	51100	Regular Salary/Wages	10,853	351	0	0	0
01503615	BBQ	51110	Overtime/Shift/Hazard	19,703	11,339	25,000	25,000	25,000
01503615	BBQ	51120	Allowances	210	0	0	0	0
01503615	BBQ	51505	FICA/OADSI	1,853	22	1,550	1,550	1,550
01503615	BBQ	51510	FICA/MD	433	5	363	363	363
01503615	BBQ	51515	Employers KPERS	991	13	2,583	2,583	2,803
01503615	BBQ	51520	Employers KPERS W@R	15	16	0	0	0
01503615	BBQ	51525	KP&F	1,926	0	0	0	0
01503615	BBQ	51530	Pension Plan	1,268	15	1,825	1,825	1,925
01503615	BBQ	51540	Workers Compensation	352	0	341	341	482
01503615	BBQ	51545	Unemployment	128	2	138	138	120
01503615	BBQ	51550	Health Insurance	3,962	0	0	0	0
01503615	BBQ	51555	Short Term Disability	16	0	0	0	0
01503615	BBQ	51565	Life Insurance	52	0	0	0	0
01503615	BBQ	51570	Employee Assistance Program	9	0	0	0	0
			Section Total	41,771	11,763	31,800	31,800	32,243
01503615	BBQ	52159	Other Professional Services	19,422	18,326	8,584	8,584	18,584
01503615	BBQ	52620	Rents/Leases	0	88	0	0	0
01503615	BBQ	52624	Rents - Equipment	4,514	4,526	15,855	15,855	5,855
01503615	BBQ	52800	Advertising/Publications	38	305	676	676	676
01503615	BBQ	52810	Copying/Printings Services	105	568	1,802	1,802	1,802
01503615	BBQ	52820	Dues/Memberships	385	350	45	45	395
			Section Total	24,464	24,163	26,962	26,962	27,312
01503615	BBQ	54300	Supplies	4	0	0	0	0
01503615	BBQ	54322	Supplies - Ground	0	747	17,793	17,793	3,443
01503615	BBQ	54340	Supplies - Operational	42,839	35,756	27,544	27,544	27,544
01503615	BBQ	54342	Supplies - Other/misc	1,139	0	0	0	0
01503615	BBQ	54430	Merchandise for Resale	3,335	8,252	3,595	3,595	18,097
01503615	BBQ	54444	Uniforms - Boots	0	0	502	502	0
			Section Total	47,317	44,755	49,434	49,434	49,084
01503616	Chili Challenge	51110	Overtime/Shift/Hazard	0	0	1,800	1,800	1,800
01503616	Chili Challenge	51505	FICA/OADSI	0	0	112	112	112
01503616	Chili Challenge	51510	FICA/MD	0	0	26	26	26
01503616	Chili Challenge	51515	Employers KPERS	0	0	186	186	202
01503616	Chili Challenge	51530	Pension Plan	0	0	132	132	139
01503616	Chili Challenge	51540	Workers Compensation	0	0	25	25	35
01503616	Chili Challenge	51545	Unemployment	0	0	10	10	9
			Section Total	0	0	2,291	2,291	2,323
01503616	Chili Challenge	52164	Performer/Entertainer	3,000	2,837	8,408	8,408	8,408
01503616	Chili Challenge	52624	Rents - Equipment	950	1,054	1,736	1,736	1,736
01503616	Chili Challenge	52800	Advertising/Publications	0	759	772	772	772
01503616	Chili Challenge	52820	Dues/Memberships	328	35	0	0	0
			Section Total	4,278	4,685	10,916	10,916	10,916
01503616	Chili Challenge	54322	Supplies - Ground	100	693	2,000	2,000	2,000
01503616	Chili Challenge	54340	Supplies - Operational	15,401	12,879	15,299	15,299	15,299
01503616	Chili Challenge	54342	Supplies - Other/misc	0	1,100	0	0	0
01503616	Chili Challenge	54430	Merchandise for Resale	4,538	5,884	3,173	3,173	3,173

ORG	ORG DESCRIPTION	OBJ	DESCRIPTION	2013 ACTUAL	2014 ACTUAL	2015 ORIGINAL BUDGET	2015 REVISED BUDGET	2016 BUDGET
01503616	Chili Challenge	54444	Uniforms - Boots	0	0	126	126	126
			Section Total	20,039	20,556	20,598	20,598	20,598
01503617	Community Days	52159	Other Professional Services	500	50	511	511	511
01503617	Community Days	52850	Postage/Shipping	0	653	0	0	0
			Section Total	500	703	511	511	511
01503617	Community Days	54340	Supplies - Operational	194	189	807	807	807
01503617	Community Days	54342	Supplies - Other/misc	136	0	0	0	0
			Section Total	330	189	807	807	807
01503618	Cupids Gem	51110	Overtime/Shift/Hazard	250	299	0	0	0
01503618	Cupids Gem	51505	FICA/OADSI	15	18	0	0	0
01503618	Cupids Gem	51510	FICA/MD	3	4	0	0	0
01503618	Cupids Gem	51525	KP&F	44	60	0	0	0
01503618	Cupids Gem	51530	Pension Plan	15	18	0	0	0
01503618	Cupids Gem	51540	Workers Compensation	3	3	0	0	0
01503618	Cupids Gem	51545	Unemployment	1	1	0	0	0
01503618	Cupids Gem	51550	Health Insurance	45	75	0	0	0
01503618	Cupids Gem	51565	Life Insurance	1	1	0	0	0
			Section Total	377	479	0	0	0
01503618	Cupids Gem	52159	Other Professional Services	250	451	300	300	300
01503618	Cupids Gem	52800	Advertising/Publications	0	0	203	203	203
			Section Total	250	451	503	503	503
01503618	Cupids Gem	54340	Supplies - Operational	0	203	150	150	150
01503618	Cupids Gem	54342	Supplies - Other/misc	172	0	0	0	0
			Section Total	172	203	150	150	150
01503619	Enchanted Forest	52100	Services	144	0	0	0	0
01503619	Enchanted Forest	52164	Performer/Entertainer	5,312	5,730	7,360	7,360	7,360
			Section Total	5,456	5,730	7,360	7,360	7,360
01503619	Enchanted Forest	54322	Supplies - Ground	3,249	1,721	2,882	2,882	2,882
			Section Total	3,249	1,721	2,882	2,882	2,882
01503620	Freedom Run	51100	Regular Salary/Wages	7,270	0	0	0	0
01503620	Freedom Run	51110	Overtime/Shift/Hazard	5,185	0	0	0	0
01503620	Freedom Run	51120	Allowances	105	0	0	0	0
01503620	Freedom Run	51505	FICA/OADSI	757	0	0	0	0
01503620	Freedom Run	51510	FICA/MD	177	0	0	0	0
01503620	Freedom Run	51515	Employers KPERS	422	0	0	0	0
01503620	Freedom Run	51525	KP&F	919	0	0	0	0
01503620	Freedom Run	51530	Pension Plan	577	0	0	0	0
01503620	Freedom Run	51540	Workers Compensation	179	0	0	0	0
01503620	Freedom Run	51545	Unemployment	53	0	0	0	0
01503620	Freedom Run	51550	Health Insurance	1,609	0	0	0	0
01503620	Freedom Run	51555	Short Term Disability	6	0	0	0	0
01503620	Freedom Run	51565	Life Insurance	23	0	0	0	0
01503620	Freedom Run	51570	Employee Assistance Program	3	0	0	0	0
			Section Total	17,285	0	0	0	0
01503620	Freedom Run	52159	Other Professional Services	270	6,977	300	300	300
01503620	Freedom Run	52164	Performer/Entertainer	7,474	1,300	15,831	15,831	15,831
01503620	Freedom Run	52624	Rents - Equipment	1,015	1,015	4,010	4,010	4,010
01503620	Freedom Run	52800	Advertising/Publications	0	0	227	227	227
01503620	Freedom Run	52810	Copying/Printings Services	0	469	932	932	932
01503620	Freedom Run	52850	Postage/Shipping	251	95	593	593	593
			Section Total	9,010	9,856	21,893	21,893	21,893
01503620	Freedom Run	54322	Supplies - Ground	2,313	0	3,000	3,000	3,000
01503620	Freedom Run	54340	Supplies - Operational	8,723	9,164	7,859	7,859	7,859
			Section Total	11,036	9,164	10,859	10,859	10,859
01503621	Holiday Lights	52159	Other Professional Services	368	300	300	300	300
			Section Total	368	300	300	300	300
01503621	Holiday Lights	54340	Supplies - Operational	381	13	1,200	1,200	1,200
			Section Total	381	13	1,200	1,200	1,200
01503622	Music	52164	Performer/Entertainer	511	1,133	2,550	2,550	4,550
			Section Total	511	1,133	2,550	2,550	4,550
01503623	Other Events	51100	Regular Salary/Wages	272	111	0	0	0
01503623	Other Events	51505	FICA/OADSI	17	7	0	0	0

ORG	ORG DESCRIPTION	OBJ	DESCRIPTION	2013 ACTUAL	2014 ACTUAL	2015 ORIGINAL BUDGET	2015 REVISED BUDGET	2016 BUDGET
01503623	Other Events	51510	FICA/MD	4	2	0	0	0
01503623	Other Events	51540	Workers Compensation	1	1	0	0	0
01503623	Other Events	51545	Unemployment	1	0	0	0	0
			Section Total	295	121	0	0	0
01503623	Other Events	52159	Other Professional Services	0	300	366	366	366
01503623	Other Events	52800	Advertising/Publications	330	0	0	0	0
			Section Total	330	300	366	366	366
01503623	Other Events	54300	Supplies	6	0	0	0	0
01503623	Other Events	54340	Supplies - Operational	225	1,327	6,532	6,532	6,532
01503623	Other Events	54342	Supplies - Other/misc	44	0	0	0	0
			Section Total	275	1,327	6,532	6,532	6,532
01503624	Bike Ride	52159	Other Professional Services	1,754	311	3,500	3,500	3,500
			Section Total	1,754	311	3,500	3,500	3,500
01503624	Bike Ride	54340	Supplies - Operational	526	0	1,500	1,500	1,500
			Section Total	526	0	1,500	1,500	1,500
01503625	Spinach Festival	51100	Regular Salary/Wages	0	0	2,500	2,500	2,500
01503625	Spinach Festival	51505	FICA/OADSI	0	0	155	155	155
01503625	Spinach Festival	51510	FICA/MD	0	0	36	36	36
01503625	Spinach Festival	51515	Employers KPERS	0	0	258	258	280
01503625	Spinach Festival	51530	Pension Plan	0	0	183	183	193
01503625	Spinach Festival	51540	Workers Compensation	0	0	34	34	48
01503625	Spinach Festival	51545	Unemployment	0	0	14	14	12
			Section Total	0	0	3,180	3,180	3,224
01503625	Spinach Festival	52100	Services	2,000	0	0	0	0
01503625	Spinach Festival	52164	Performer/Entertainer	3,570	1,850	11,544	11,544	3,000
01503625	Spinach Festival	52624	Rents - Equipment	3,324	6,560	3,581	3,581	6,581
01503625	Spinach Festival	52800	Advertising/Publications	384	440	927	927	927
			Section Total	9,278	8,850	16,052	16,052	10,508
01503625	Spinach Festival	54322	Supplies - Ground	163	90	1,734	1,734	1,734
01503625	Spinach Festival	54340	Supplies - Operational	2,223	1,863	3,156	3,156	3,156
01503625	Spinach Festival	54342	Supplies - Other/misc	181	2,565	0	0	1,600
01503625	Spinach Festival	54430	Merchandise for Resale	2,472	3,547	0	0	5,444
			Section Total	5,039	8,065	4,890	4,890	11,934
01503626	Senior Banquet	52159	Other Professional Services	4,155	4,331	3,875	3,875	4,375
01503626	Senior Banquet	52800	Advertising/Publications	0	0	260	260	260
			Section Total	4,155	4,331	4,135	4,135	4,635
01503626	Senior Banquet	54340	Supplies - Operational	1,344	724	1,000	1,000	1,325
			Section Total	1,344	724	1,000	1,000	1,325
01503627	Tails on Trails	54340	Supplies - Operational	227	193	600	600	600
			Section Total	227	193	600	600	600
01503656	Bridal Show	54340	Supplies - Operational	0	0	500	500	500
			Section Total	0	0	500	500	500
01504628	Adult Fitness	51100	Regular Salary/Wages	6,531	12,443	9,792	9,792	10,086
01504628	Adult Fitness	51505	FICA/OADSI	397	800	607	607	625
01504628	Adult Fitness	51510	FICA/MD	91	189	142	142	146
01504628	Adult Fitness	51515	Employers KPERS	188	269	1,012	1,012	1,131
01504628	Adult Fitness	51530	Pension Plan	131	165	0	0	0
01504628	Adult Fitness	51540	Workers Compensation	20	46	51	51	74
01504628	Adult Fitness	51545	Unemployment	24	58	54	54	48
01504628	Adult Fitness	51550	Health Insurance	353	347	0	0	0
01504628	Adult Fitness	51555	Short Term Disability	2	1	0	0	0
01504628	Adult Fitness	51565	Life Insurance	3	3	0	0	0
01504628	Adult Fitness	51570	Employee Assistance Program	1	2	0	0	0
			Section Total	7,741	14,323	11,658	11,658	12,110
01504628	Adult Fitness	52100	Services	120	0	0	0	0
01504628	Adult Fitness	52159	Other Professional Services	7,046	7,014	12,416	12,416	12,416
01504628	Adult Fitness	52840	Licenses/Certifications	230	459	1,200	1,200	1,200
			Section Total	7,396	7,473	13,616	13,616	13,616
01504628	Adult Fitness	54340	Supplies - Operational	466	419	1,197	1,197	1,197
01504628	Adult Fitness	54342	Supplies - Other/misc	0	10	0	0	0
			Section Total	466	429	1,197	1,197	1,197

ORG	ORG DESCRIPTION	OBJ	DESCRIPTION	2013 ACTUAL	2014 ACTUAL	2015 ORIGINAL BUDGET	2015 REVISED BUDGET	2016 BUDGET
01504629	Senior Programs	51100	Regular Salary/Wages	0	0	11,140	11,140	11,474
01504629	Senior Programs	51505	FICA/OADSI	0	0	691	691	711
01504629	Senior Programs	51510	FICA/MD	0	0	162	162	166
01504629	Senior Programs	51515	Employers KPERS	0	0	1,151	1,151	1,286
01504629	Senior Programs	51540	Workers Compensation	0	0	58	58	84
01504629	Senior Programs	51545	Unemployment	0	0	61	61	55
			Section Total	0	0	13,263	13,263	13,776
01504629	Senior Programs	52159	Other Professional Services	115	3,729	2,100	2,100	7,089
01504629	Senior Programs	52164	Performer/Entertainer	4,157	2,579	2,289	2,289	0
01504629	Senior Programs	52300	Training/Travel/Meetings	35	0	0	0	0
01504629	Senior Programs	52800	Advertising/Publications	180	0	800	800	800
			Section Total	4,487	6,308	5,189	5,189	7,889
01504629	Senior Programs	54340	Supplies - Operational	1,918	3,574	4,391	4,391	5,191
			Section Total	1,918	3,574	4,391	4,391	5,191
01504630	Adult Sports	51100	Regular Salary/Wages	925	0	3,090	3,090	3,183
01504630	Adult Sports	51505	FICA/OADSI	57	0	192	192	197
01504630	Adult Sports	51510	FICA/MD	14	0	45	45	46
01504630	Adult Sports	51515	Employers KPERS	0	0	319	319	357
01504630	Adult Sports	51540	Workers Compensation	11	0	16	16	23
01504630	Adult Sports	51545	Unemployment	4	0	17	17	15
			Section Total	1,011	0	3,679	3,679	3,821
01504630	Adult Sports	52159	Other Professional Services	1,976	0	7,500	7,500	7,500
			Section Total	1,976	0	7,500	7,500	7,500
01504630	Adult Sports	54340	Supplies - Operational	106	0	2,250	2,250	2,250
			Section Total	106	0	2,250	2,250	2,250
01504631	Adult Trips	51100	Regular Salary/Wages	0	0	5,838	5,838	6,013
01504631	Adult Trips	51505	FICA/OADSI	0	0	362	362	373
01504631	Adult Trips	51510	FICA/MD	0	0	85	85	87
01504631	Adult Trips	51515	Employers KPERS	0	0	603	603	674
01504631	Adult Trips	51540	Workers Compensation	0	0	30	30	44
01504631	Adult Trips	51545	Unemployment	0	0	32	32	29
			Section Total	0	0	6,950	6,950	7,220
01504631	Adult Trips	52159	Other Professional Services	0	0	0	0	19,551
01504631	Adult Trips	52300	Training/Travel/Meetings	641	26	0	0	0
01504631	Adult Trips	52624	Rents - Equipment	3,168	10,503	8,000	8,000	0
			Section Total	3,809	10,529	8,000	8,000	19,551
01504631	Adult Trips	54342	Supplies - Other/misc	305	392	800	800	800
01504631	Adult Trips	54430	Merchandise for Resale	3,725	0	9,951	9,951	0
			Section Total	4,030	392	10,751	10,751	800
01504632	Parks & Recreation - Other	51100	Regular Salary/Wages	0	0	5,517	5,517	5,683
01504632	Parks & Recreation - Other	51505	FICA/OADSI	0	0	342	342	352
01504632	Parks & Recreation - Other	51510	FICA/MD	0	0	80	80	82
01504632	Parks & Recreation - Other	51515	Employers KPERS	0	0	570	570	637
01504632	Parks & Recreation - Other	51540	Workers Compensation	0	0	29	29	42
01504632	Parks & Recreation - Other	51545	Unemployment	0	0	30	30	27
			Section Total	0	0	6,568	6,568	6,823
01504632	Parks & Recreation - Other	52159	Other Professional Services	0	0	3,580	3,580	3,580
			Section Total	0	0	3,580	3,580	3,580
01505633	Youth Trips	54340	Supplies - Operational	0	0	300	300	300
			Section Total	0	0	300	300	300
01505634	Youth Sports	51100	Regular Salary/Wages	0	0	3,090	3,090	5,243
01505634	Youth Sports	51505	FICA/OADSI	0	0	192	192	325
01505634	Youth Sports	51510	FICA/MD	0	0	45	45	76
01505634	Youth Sports	51515	Employers KPERS	0	0	319	319	588
01505634	Youth Sports	51540	Workers Compensation	0	0	16	16	39
01505634	Youth Sports	51545	Unemployment	0	0	17	17	25
			Section Total	0	0	3,679	3,679	6,296
01505634	Youth Sports	52159	Other Professional Services	1,709	2,392	8,000	8,000	8,000
			Section Total	1,709	2,392	8,000	8,000	8,000
01505634	Youth Sports	54340	Supplies - Operational	32	2,734	3,500	3,500	3,500
			Section Total	32	2,734	3,500	3,500	3,500

ORG	ORG DESCRIPTION	OBJ	DESCRIPTION	2013 ACTUAL	2014 ACTUAL	2015 ORIGINAL BUDGET	2015 REVISED BUDGET	2016 BUDGET
01505635	Arts & Crafts	52159	Other Professional Services	2,583	1,026	10,571	10,571	10,571
			Section Total	2,583	1,026	10,571	10,571	10,571
01505635	Arts & Crafts	54340	Supplies - Operational	836	314	2,846	2,846	2,846
			Section Total	836	314	2,846	2,846	2,846
01505636	Camps & Shows	51100	Regular Salary/Wages	0	0	3,605	3,605	3,713
01505636	Camps & Shows	51505	FICA/OADSI	0	0	224	224	230
01505636	Camps & Shows	51510	FICA/MD	0	0	52	52	54
01505636	Camps & Shows	51515	Employers KPERS	0	0	372	372	416
01505636	Camps & Shows	51540	Workers Compensation	0	0	19	19	27
01505636	Camps & Shows	51545	Unemployment	0	0	20	20	18
			Section Total	0	0	4,292	4,292	4,458
01505636	Camps & Shows	52159	Other Professional Services	3,062	2,347	5,000	5,000	13,000
			Section Total	3,062	2,347	5,000	5,000	13,000
01506637	Arts Council	52100	Services	60	0	0	0	0
01506637	Arts Council	52159	Other Professional Services	11,712	15,585	15,200	15,200	20,700
			Section Total	11,772	15,585	15,200	15,200	20,700
01506637	Arts Council	54340	Supplies - Operational	2,198	628	500	500	500
01506637	Arts Council	54342	Supplies - Other/misc	1,719	137	0	0	0
			Section Total	3,917	765	500	500	500
01506638	Prog Cook	52159	Other Professional Services	3,628	5,612	8,200	8,200	4,200
			Section Total	3,628	5,612	8,200	8,200	4,200
01506638	Prog Cook	54340	Supplies - Operational	0	0	250	250	250
			Section Total	0	0	250	250	250
01506640	Prog Dance	51100	Regular Salary/Wages	9,259	11,596	21,576	21,576	22,223
01506640	Prog Dance	51505	FICA/OADSI	574	719	1,338	1,338	1,378
01506640	Prog Dance	51510	FICA/MD	167	168	313	313	322
01506640	Prog Dance	51515	Employers KPERS	0	0	2,229	2,229	2,491
01506640	Prog Dance	51540	Workers Compensation	45	45	112	112	163
01506640	Prog Dance	51545	Unemployment	49	53	119	119	107
			Section Total	10,094	12,581	25,687	25,687	26,684
01506640	Prog Dance	52159	Other Professional Services	65	1,386	1,200	1,200	1,200
			Section Total	65	1,386	1,200	1,200	1,200
01506640	Prog Dance	54340	Supplies - Operational	1,284	1,212	1,200	1,200	3,700
			Section Total	1,284	1,212	1,200	1,200	3,700
01506654	Get Outdoors	52159	Other Professional Services	0	0	340	340	340
01506654	Get Outdoors	52800	Advertising/Publications	0	75	400	400	400
			Section Total	0	75	740	740	740
01506654	Get Outdoors	54340	Supplies - Operational	168	1,159	1,750	1,750	1,750
			Section Total	168	1,159	1,750	1,750	1,750
01506655	Art & Wine Fair	52159	Other Professional Services	0	7,779	15,200	15,200	15,200
01506655	Art & Wine Fair	52164	Performer/Entertainer	0	1,100	3,000	3,000	3,000
01506655	Art & Wine Fair	52303	Meals/Food/Refreshments	0	0	400	400	400
01506655	Art & Wine Fair	52620	Rents/Leases	0	5,115	7,170	7,170	7,170
01506655	Art & Wine Fair	52800	Advertising/Publications	0	1,370	2,100	2,100	2,100
01506655	Art & Wine Fair	52820	Dues/Memberships	0	0	1,500	1,500	1,500
01506655	Art & Wine Fair	52850	Postage/Shipping	0	597	1,075	1,075	1,075
			Section Total	0	15,961	30,445	30,445	30,445
01506655	Art & Wine Fair	54336	Supplies - Office	0	0	150	150	150
01506655	Art & Wine Fair	54340	Supplies - Operational	0	5,389	5,050	5,050	5,050
01506655	Art & Wine Fair	54342	Supplies - Other/misc	0	4,650	4,067	4,067	4,067
01506655	Art & Wine Fair	54430	Merchandise for Resale	0	4,196	4,700	4,700	4,700
			Section Total	0	14,235	13,967	13,967	13,967
01507642	Programs - Nature	51100	Regular Salary/Wages	44,762	46,729	42,178	42,178	46,701
01507642	Programs - Nature	51120	Allowances	0	885	910	910	910
01507642	Programs - Nature	51505	FICA/OADSI	2,804	2,673	2,671	2,671	2,952
01507642	Programs - Nature	51510	FICA/MD	613	667	625	625	690
01507642	Programs - Nature	51515	Employers KPERS	3,626	4,355	4,451	4,451	5,337
01507642	Programs - Nature	51530	Pension Plan	3,660	3,722	3,145	3,145	3,666
01507642	Programs - Nature	51540	Workers Compensation	467	474	612	612	957
01507642	Programs - Nature	51545	Unemployment	182	206	232	232	224
01507642	Programs - Nature	51550	Health Insurance	10,680	11,112	13,800	13,800	14,500

ORG	ORG DESCRIPTION	OBJ	DESCRIPTION	2013 ACTUAL	2014 ACTUAL	2015 ORIGINAL BUDGET	2015 REVISED BUDGET	2016 BUDGET
01507642	Programs - Nature	51555	Short Term Disability	24	24	30	30	30
01507642	Programs - Nature	51565	Life Insurance	104	103	88	88	114
01507642	Programs - Nature	51570	Employee Assistance Program	26	26	27	27	27
			Section Total	66,948	70,976	68,769	68,769	76,108
01507642	Programs - Nature	54340	Supplies - Operational	6,082	5,878	13,435	13,435	13,435
01507642	Programs - Nature	54342	Supplies - Other/misc	6	0	0	0	0
			Section Total	6,088	5,878	13,435	13,435	13,435
01507643	Community Gardens	54340	Supplies - Operational	40	249	1,000	1,000	1,000
			Section Total	40	249	1,000	1,000	1,000
01508645	Tennis	52159	Other Professional Services	0	801	5,600	5,600	5,600
			Section Total	0	801	5,600	5,600	5,600
01508645	Tennis	54340	Supplies - Operational	0	0	1,200	1,200	1,200
			Section Total	0	0	1,200	1,200	1,200
01509646	Swimming Pools	51100	Regular Salary/Wages	0	0	23,689	23,689	24,400
01509646	Swimming Pools	51505	FICA/OADSI	0	0	1,469	1,469	1,513
01509646	Swimming Pools	51510	FICA/MD	0	0	343	343	354
01509646	Swimming Pools	51540	Workers Compensation	0	0	511	511	745
01509646	Swimming Pools	51545	Unemployment	0	0	130	130	117
			Section Total	0	0	26,142	26,142	27,129
01509646	Swimming Pools	52159	Other Professional Services	665	0	694	694	694
01509646	Swimming Pools	52166	Photography Services	249	0	423	423	423
01509646	Swimming Pools	52300	Training/Travel/Meetings	0	0	0	0	0
01509646	Swimming Pools	52304	Training/Mtgs - Registration	75	0	24	24	24
01509646	Swimming Pools	52702	Repair/Maint - Facilities	0	0	259	259	259
01509646	Swimming Pools	52800	Advertising/Publications	1,008	560	2,061	2,061	2,061
			Section Total	1,997	560	3,461	3,461	3,461
01509646	Swimming Pools	54340	Supplies - Operational	3,073	2,759	3,100	3,100	3,100
01509646	Swimming Pools	54430	Merchandise for Resale	997	0	1,500	1,500	1,500
			Section Total	4,070	2,759	4,600	4,600	4,600
01509647	Ad Astra Pool	51100	Regular Salary/Wages	67,769	69,594	77,666	77,666	79,996
01509647	Ad Astra Pool	51505	FICA/OADSI	4,202	4,315	4,815	4,815	4,960
01509647	Ad Astra Pool	51510	FICA/MD	982	1,009	1,126	1,126	1,160
01509647	Ad Astra Pool	51540	Workers Compensation	1,105	1,134	1,675	1,675	2,442
01509647	Ad Astra Pool	51545	Unemployment	291	320	427	427	384
			Section Total	74,349	76,372	85,709	85,709	88,942
01509647	Ad Astra Pool	52510	Electricity	0	0	2,274	2,274	2,274
01509647	Ad Astra Pool	52515	Gas	0	0	87	87	87
01509647	Ad Astra Pool	52530	Telephone	0	0	792	792	792
01509647	Ad Astra Pool	52545	Water	0	0	1,211	1,211	1,211
01509647	Ad Astra Pool	52704	Repair/Maint - Equipment	725	725	974	974	974
01509647	Ad Astra Pool	52800	Advertising/Publications	0	101	422	422	422
01509647	Ad Astra Pool	52820	Dues/Memberships	502	477	86	86	86
			Section Total	1,227	1,303	5,846	5,846	5,846
01509647	Ad Astra Pool	54322	Supplies - Ground	24,621	28,093	24,126	24,126	24,126
01509647	Ad Astra Pool	54330	Supplies - Medical (disposable)	1,758	1,322	8,770	8,770	8,770
01509647	Ad Astra Pool	54336	Supplies - Office	89	0	89	89	89
01509647	Ad Astra Pool	54340	Supplies - Operational	1,101	518	783	783	783
01509647	Ad Astra Pool	54430	Merchandise for Resale	3,652	3,088	8,599	8,599	8,599
01509647	Ad Astra Pool	54442	Uniforms	1,329	1,774	1,497	1,497	1,497
			Section Total	32,550	34,795	43,864	43,864	43,864
01509648	Flat Rock Creek Pool	51100	Regular Salary/Wages	74,986	70,591	70,911	70,911	73,038
01509648	Flat Rock Creek Pool	51505	FICA/OADSI	4,649	4,377	4,397	4,397	4,528
01509648	Flat Rock Creek Pool	51510	FICA/MD	1,087	1,024	1,028	1,028	1,059
01509648	Flat Rock Creek Pool	51540	Workers Compensation	1,213	1,147	1,530	1,530	2,230
01509648	Flat Rock Creek Pool	51545	Unemployment	323	325	390	390	351
			Section Total	82,258	77,464	78,256	78,256	81,206
01509648	Flat Rock Creek Pool	52510	Electricity	0	0	1,024	1,024	1,024
01509648	Flat Rock Creek Pool	52530	Telephone	0	0	745	745	745
01509648	Flat Rock Creek Pool	52545	Water	0	0	899	899	899
01509648	Flat Rock Creek Pool	52702	Repair/Maint - Facilities	0	0	776	776	776
01509648	Flat Rock Creek Pool	52704	Repair/Maint - Equipment	725	725	955	955	955
01509648	Flat Rock Creek Pool	52800	Advertising/Publications	0	100	147	147	147

ORG	ORG DESCRIPTION	OBJ	DESCRIPTION	2013 ACTUAL	2014 ACTUAL	2015 ORIGINAL BUDGET	2015 REVISED BUDGET	2016 BUDGET
01509648	Flat Rock Creek Pool	52820	Dues/Memberships	791	766	86	86	86
			Section Total	1,516	1,591	4,632	4,632	4,632
01509648	Flat Rock Creek Pool	54322	Supplies - Ground	15,537	19,097	17,611	17,611	17,611
01509648	Flat Rock Creek Pool	54330	Supplies - Medical (disposable)	960	1,309	1,266	1,266	1,266
01509648	Flat Rock Creek Pool	54336	Supplies - Office	73	0	30	30	30
01509648	Flat Rock Creek Pool	54340	Supplies - Operational	4,367	511	4,809	4,809	4,809
01509648	Flat Rock Creek Pool	54430	Merchandise for Resale	3,220	2,693	4,857	4,857	4,857
01509648	Flat Rock Creek Pool	54442	Uniforms	1,327	1,774	1,117	1,117	1,117
			Section Total	25,484	25,384	29,690	29,690	29,690
01509649	Indian Trails Pool	51100	Regular Salary/Wages	124,923	133,233	130,720	130,720	134,642
01509649	Indian Trails Pool	51505	FICA/OADSI	7,745	8,260	8,105	8,105	8,348
01509649	Indian Trails Pool	51510	FICA/MD	1,812	1,932	1,895	1,895	1,952
01509649	Indian Trails Pool	51540	Workers Compensation	2,036	2,171	2,820	2,820	4,110
01509649	Indian Trails Pool	51545	Unemployment	537	613	719	719	646
			Section Total	137,053	146,209	144,259	144,259	149,698
01509649	Indian Trails Pool	52510	Electricity	0	0	4,224	4,224	4,224
01509649	Indian Trails Pool	52530	Telephone	0	0	728	728	728
01509649	Indian Trails Pool	52535	Trash	0	0	77	77	77
01509649	Indian Trails Pool	52545	Water	0	0	2,406	2,406	2,406
01509649	Indian Trails Pool	52704	Repair/Maint - Equipment	725	725	955	955	955
01509649	Indian Trails Pool	52800	Advertising/Publications	0	183	532	532	2,482
01509649	Indian Trails Pool	52820	Dues/Memberships	502	477	86	86	86
			Section Total	1,227	1,385	9,008	9,008	10,958
01509649	Indian Trails Pool	54110	Equipment - Other Minor	0	0	1,477	4,568	4,568
01509649	Indian Trails Pool	54322	Supplies - Ground	25,843	25,367	23,691	23,691	28,691
01509649	Indian Trails Pool	54330	Supplies - Medical (disposable)	2,280	2,237	10,748	7,657	7,657
01509649	Indian Trails Pool	54336	Supplies - Office	182	14	166	166	166
01509649	Indian Trails Pool	54340	Supplies - Operational	446	609	2,084	2,084	2,084
01509649	Indian Trails Pool	54430	Merchandise for Resale	6,721	6,146	10,554	10,554	10,554
01509649	Indian Trails Pool	54442	Uniforms	2,293	1,774	2,505	2,505	2,505
			Section Total	37,765	36,147	51,225	51,225	56,225
01509651	Swim Team	51100	Regular Salary/Wages	3,755	3,900	19,363	19,363	19,944
01509651	Swim Team	51505	FICA/OADSI	233	242	1,201	1,201	1,237
01509651	Swim Team	51510	FICA/MD	54	56	281	281	289
01509651	Swim Team	51540	Workers Compensation	57	64	418	418	609
01509651	Swim Team	51545	Unemployment	16	18	106	106	96
			Section Total	4,115	4,280	21,369	21,369	22,175
01509651	Swim Team	52159	Other Professional Services	9,280	8,680	91	91	91
01509651	Swim Team	52820	Dues/Memberships	0	0	172	172	472
			Section Total	9,280	8,680	263	263	563
01509651	Swim Team	54340	Supplies - Operational	2,809	1,342	2,009	2,009	2,009
01509651	Swim Team	54430	Merchandise for Resale	3,926	1,057	1,387	1,387	1,387
			Section Total	6,735	2,399	3,396	3,396	3,396
			Department Total	4,883,859	4,810,099	6,023,852	6,007,417	6,363,268
			General Fund Total	57,833,862	62,635,846	85,107,190	71,717,625	92,629,842
05700000	2003A GO Bonds	60105	Interest	57,214	48,916	41,734	41,734	33,876
05700000	2003A GO Bonds	60210	Principal Redemption	165,988	179,538	196,475	196,475	210,025
			Section Total	223,202	228,454	238,209	238,209	243,901
05700000	2005A Special Assessment	60105	Interest	13,930	9,555	4,875	4,875	0
05700000	2005A Special Assessment	60210	Principal Redemption	125,000	130,000	130,000	130,000	0
			Section Total	138,930	139,555	134,875	134,875	0
05700000	2005B GO Bonds	60105	Interest	100,067	89,950	79,035	79,035	0
05700000	2005B GO Bonds	60210	Principal Redemption	285,000	295,000	305,000	305,000	0
			Section Total	385,067	384,950	384,035	384,035	0
05700000	2006C GO Bonds	60105	Interest	101,066	184,069	0	0	0
05700000	2006C GO Bonds	60210	Principal Redemption	425,000	430,000	0	0	0
			Section Total	526,066	614,069	0	0	0

ORG	ORG DESCRIPTION	OBJ	DESCRIPTION	2013 ACTUAL	2014 ACTUAL	2015 ORIGINAL BUDGET	2015 REVISED BUDGET	2016 BUDGET
05700000	2006C Special Assessment	60105	Interest	101,066	0	165,794	165,794	145,232
05700000	2006C Special Assessment	60210	Principal Redemption	0	0	470,000	470,000	490,000
			Section Total	101,066	0	635,794	635,794	635,232
05700000	2006E GO Bonds	60105	Interest	29,091	27,491	25,891	25,891	24,092
05700000	2006E GO Bonds	60210	Principal Redemption	40,000	40,000	45,000	45,000	45,000
			Section Total	69,091	67,491	70,891	70,891	69,092
05700000	2007B GO Bonds	60105	Interest	174,000	160,000	145,250	145,250	129,750
05700000	2007B GO Bonds	60210	Principal Redemption	280,000	295,000	310,000	310,000	320,000
			Section Total	454,000	455,000	455,250	455,250	449,750
05700000	2008B Special Assessment	60105	Interest	129,363	120,425	110,450	110,450	100,125
05700000	2008B Special Assessment	60210	Principal Redemption	275,000	285,000	295,000	295,000	300,000
			Section Total	404,363	405,425	405,450	405,450	400,125
05700000	2008B TIF	60105	Interest	364,313	343,025	319,226	319,226	294,550
05700000	2008B TIF	60210	Principal Redemption	655,000	680,000	705,000	705,000	725,000
			Section Total	1,019,313	1,023,025	1,024,226	1,024,226	1,019,550
05700000	2009A GO Bonds	60105	Interest	22,626	20,640	82,100	82,100	72,025
05700000	2009A GO Bonds	60210	Principal Redemption	255,000	260,000	260,000	260,000	265,000
			Section Total	277,626	280,640	342,100	342,100	337,025
05700000	2009B GO Bonds	60105	Interest	236,187	226,137	215,788	187,054	178,880
05700000	2009B GO Bonds	60210	Principal Redemption	335,000	345,000	390,000	390,000	400,000
			Section Total	571,187	571,137	605,788	577,054	578,880
05700000	2010B GO Bonds	60105	Interest	172,019	162,869	153,569	153,569	144,569
05700000	2010B GO Bonds	60210	Principal Redemption	305,000	310,000	300,000	300,000	290,000
			Section Total	477,019	472,869	453,569	453,569	434,569
05700000	2010B Special Assessment	60105	Interest	176,000	166,100	156,050	156,050	145,400
05700000	2010B Special Assessment	60210	Principal Redemption	330,000	335,000	355,000	355,000	360,000
			Section Total	506,000	501,100	511,050	511,050	505,400
05700000	2010C GO Refunding Bonds	60105	Interest	608,428	531,464	448,268	448,268	357,212
05700000	2010C GO Refunding Bonds	60210	Principal Redemption	1,924,100	2,079,925	2,276,400	2,276,400	2,225,587
			Section Total	2,532,528	2,611,389	2,724,668	2,724,668	2,582,799
05700000	2011A GO Bonds	60105	Interest	131,850	118,950	105,600	105,600	91,500
05700000	2011A GO Bonds	60210	Principal Redemption	430,000	445,000	470,000	470,000	480,000
			Section Total	561,850	563,950	575,600	575,600	571,500
05700000	2012A GO Bonds	60105	Interest	109,506	86,550	78,338	78,338	70,013
05700000	2012A GO Bonds	60210	Principal Redemption	325,000	365,000	370,000	370,000	385,000
			Section Total	434,506	451,550	448,338	448,338	455,013
05700000	2012A Special Assessment	60105	Interest	297,799	248,281	240,069	240,069	231,631
05700000	2012A Special Assessment	60210	Principal Redemption	310,000	365,000	375,000	375,000	375,000
			Section Total	607,799	613,281	615,069	615,069	606,631
05700000	2012B GO Refunding Bonds	60105	Interest	72,068	29,184	0	0	0
05700000	2012B GO Refunding Bonds	60210	Principal Redemption	1,229,043	1,172,833	0	0	0
			Section Total	1,301,111	1,202,017	0	0	0
05700000	2013A GO Bonds	60105	Interest	0	102,277	90,250	90,250	83,150
05700000	2013A GO Bonds	60210	Principal Redemption	0	345,000	355,000	355,000	360,000
			Section Total	0	447,277	445,250	445,250	443,150
05700000	2013A Special Assessment	60105	Interest	0	24,451	22,325	22,325	21,426
05700000	2013A Special Assessment	60210	Principal Redemption	0	45,000	45,000	45,000	45,000
			Section Total	0	69,451	67,325	67,325	66,426
05700000	2014A GO Bonds	60105	Interest	0	0	1,133,011	470,910	340,544
05700000	2014A GO Bonds	60210	Principal Redemption	0	0	389,661	910,000	920,000
			Section Total	0	0	1,522,672	1,380,910	1,260,544
05700000	2014B GO Refunding Bonds	60105	Interest	0	0	0	0	81,000
05700000	2014B GO Refunding Bonds	60210	Principal Redemption	0	0	0	0	290,000
			Section Total	0	0	0	0	371,000
05700000	Debt Service	60105	Interest	0	0	0	0	1,096,783
05700000	Debt Service	60210	Principal Redemption	0	0	0	0	803,719
			Section Total	0	0	0	0	1,900,502

ORG	ORG DESCRIPTION	OBJ	DESCRIPTION	2013 ACTUAL	2014 ACTUAL	2015 ORIGINAL BUDGET	2015 REVISED BUDGET	2016 BUDGET
05700000	Debt Service	70100	Transfers	0	0	190,214	199,046	403,598
05700000	Debt Service	70500	Fund Balance Reserve	0	0	6,168,234	0	6,606,075
			Section Total	0	0	6,358,448	199,046	7,009,673
06700000	Debt Service	52100	Services	15,253	10,962	0	0	0
06700000	Debt Service	60105	Interest	820,045	18,218	279,815	279,814	279,815
06700000	Debt Service	60210	Principal Redemption	243,458	191,782	0	0	0
			Section Total	1,078,756	220,962	279,815	279,814	279,815
			Debt Service Funds Total	11,669,480	11,323,592	18,298,422	11,968,523	20,220,577
25401502	Special Highway - Streets	70100	Transfers	1,239,565	1,291,160	1,345,340	1,356,000	1,357,800
25401502	Special Highway - Streets	70500	Fund Balance Reserve	0	0	318,411	0	326,969
			Section Total	1,239,565	1,291,160	1,663,751	1,356,000	1,684,769
			Special Highway Fund Total	1,239,565	1,291,160	1,663,751	1,356,000	1,684,769
26350000	Drug & Alcohol Awareness	52159	Other Professional Services	0	0	0	0	22,194
26350000	Drug & Alcohol Awareness	52160	Payments To Other Agencies	129,006	126,971	128,375	128,375	128,375
26350000	Drug & Alcohol Awareness	52300	Training/Travel/Meetings	673	0	0	0	0
26350000	Drug & Alcohol Awareness	52800	Advertising/Publications	350	0	0	0	0
			Section Total	130,029	126,971	128,375	128,375	150,569
26350000	Drug & Alcohol Awareness	54110	Equipment - Other Minor	1,830	0	0	0	0
26350000	Drug & Alcohol Awareness	54342	Supplies - Other/misc	3,666	8,763	25,000	25,000	25,000
26350000	Drug & Alcohol Awareness	54405	Books/Videos	1,905	0	0	0	0
			Section Total	7,401	8,763	25,000	25,000	25,000
26350000	Drug & Alcohol Awareness	70100	Transfers	0	0	69,592	69,592	66,750
26350000	Drug & Alcohol Awareness	70500	Fund Balance Reserve	0	0	255,325	0	354,878
			Section Total	0	0	324,917	69,592	421,628
			Special Alcohol Fund Total	137,430	135,734	478,292	222,967	597,197
27501000	Special Parks & Recreation	70100	Transfers	213,660	228,870	222,967	222,967	242,319
27501000	Special Parks & Recreation	70500	Fund Balance Reserve	0	0	55,048	0	61,465
			Section Total	213,660	228,870	278,015	222,967	303,784
			Special Parks & Rec. Fund Total	213,660	228,870	278,015	222,967	303,784
28054000	Economic Development - CVB	52120	Convention & Visitors Bureau	220,000	220,000	220,000	220,000	220,000
28055000	Economic Development - EDC	52124	Economic Development Council	300,000	300,000	300,000	325,000	325,000
			Section Total	520,000	520,000	520,000	545,000	545,000
28056000	Economic Development - Other	60105	Interest	0	0	0	0	126,406
28056000	Economic Development - Other	60210	Principal Redemption	0	0	0	0	80,000
			Section Total	0	0	0	0	206,406
28056000	Economic Development - Other	70100	Transfers	23,000	23,000	132,117	132,117	0
28056000	Economic Development - Other	70500	Fund Balance Reserve	0	0	582,558	0	752,125
			Section Total	23,000	23,000	714,675	132,117	752,125
28500652	Legler Barn	51100	Regular Salary/Wages	8,791	8,511	26,635	26,635	31,643
28500652	Legler Barn	51505	FICA/OADSI	545	528	1,652	1,652	1,965
28500652	Legler Barn	51510	FICA/MD	127	124	386	386	459
28500652	Legler Barn	51515	Employers KPERS	43	7	2,751	2,751	3,547
28500652	Legler Barn	51530	Pension Plan	32	4	1,944	1,944	1,899
28500652	Legler Barn	51540	Workers Compensation	34	32	42	42	71
28500652	Legler Barn	51545	Unemployment	41	39	173	173	152
28500652	Legler Barn	51550	Health Insurance	0	0	4,400	4,400	14,500
28500652	Legler Barn	51555	Short Term Disability	0	0	0	0	0
28500652	Legler Barn	51565	Life Insurance	0	0	0	0	0
28500652	Legler Barn	51570	Employee Assistance Program	0	0	0	0	24
			Section Total	9,613	9,245	37,983	37,983	54,260
28500652	Legler Barn	52100	Services	227	238	0	0	0
28500652	Legler Barn	52159	Other Professional Services	0	714	1,328	1,328	1,328
28500652	Legler Barn	52166	Photography Services	0	0	1,702	1,702	1,702
28500652	Legler Barn	52300	Training/Travel/Meetings	0	0	947	947	947
28500652	Legler Barn	52320	Training/Mtgs - Hosted by City	0	0	358	358	358
28500652	Legler Barn	52500	Utility Service	553	1,224	0	0	0

ORG	ORG DESCRIPTION	OBJ	DESCRIPTION	2013 ACTUAL	2014 ACTUAL	2015 ORIGINAL BUDGET	2015 REVISED BUDGET	2016 BUDGET
28500652	Legler Barn	52530	Telephone	0	0	1,735	1,735	1,735
28500652	Legler Barn	52800	Advertising/Publications	0	0	1,259	1,259	1,259
28500652	Legler Barn	52850	Postage/Shipping	0	0	171	171	171
			Section Total	780	2,176	7,500	7,500	7,500
28500652	Legler Barn	54300	Supplies	0	54	0	0	0
28500652	Legler Barn	54322	Supplies - Ground	2,423	299	1,266	1,266	1,266
28500652	Legler Barn	54336	Supplies - Office	0	0	947	947	947
28500652	Legler Barn	54340	Supplies - Operational	715	85	187	187	187
			Section Total	3,138	438	2,400	2,400	2,400
			Tourism & Convetion Fund Total	556,531	554,859	1,282,558	725,000	1,567,691
40501703	PRIF Zone 1	70100	Transfers	0	157,054	230,000	230,000	50,000
40501705	PRIF Zone 1	70500	Fund Balance Reserve	0	0	62,721	0	165,600
			Section Total	0	157,054	292,721	230,000	215,600
40501709	PRIF Zone 1	55302	Art	0	14,811	0	0	0
			Section Total	0	14,811	0	0	0
			PRIF Zone 1 Fund Total	0	171,865	292,721	230,000	215,600
41501704	PRIF Zone 2	70100	Transfers	0	269,973	50,000	50,000	50,000
41501704	PRIF Zone 2	70500	Fund Balance Reserve	0	0	148,378	0	251,040
			Section Total	0	269,973	198,378	50,000	301,040
41501710	PRIF Zone 2	55302	Art	0	12,500	0	0	0
			Section Total	0	12,500	0	0	0
			PRIF Zone 2 Fund Total	0	282,473	198,378	50,000	301,040
42501705	PRIF Zone 3	70100	Transfers	0	0	25,000	25,000	25,000
42501705	PRIF Zone 3	70500	Fund Balance Reserve	0	0	184,046	0	230,588
			Section Total	0	0	209,046	25,000	255,588
			PRIF Zone 3 Fund Total	0	0	209,046	25,000	255,588
43501706	Street Tree Zone 1	54322	Supplies - Ground	0	2,475	10,000	10,000	10,000
			Section Total	0	2,475	10,000	10,000	10,000
43501706	Street Tree Zone 1	70500	Fund Balance Reserve	0	0	109,931	0	108,225
			Section Total	0	0	109,931	0	108,225
			Street Tree Zone 1 Fund Total	0	2,475	119,931	10,000	118,225
44501707	Street Tree Zone 2	54300	Supplies	16,949	0	0	0	0
44501707	Street Tree Zone 2	54322	Supplies - Ground	0	33,926	25,000	25,000	25,000
			Section Total	16,949	33,926	25,000	25,000	25,000
44501707	Street Tree Zone 2	70500	Fund Balance Reserve	0	0	115,475	0	92,649
			Section Total	0	0	115,475	0	92,649
			Street Tree Zone 2 Fund Total	16,949	33,926	140,475	25,000	117,649
45501708	Street Tree Zone 3	54300	Supplies	16,874	0	0	0	0
45501708	Street Tree Zone 3	54322	Supplies - Ground	119	26,633	20,000	20,000	20,000
			Section Total	16,993	26,633	20,000	20,000	20,000
45501708	Street Tree Zone 3	70500	Fund Balance Reserve	0	0	239,717	0	203,987
			Section Total	0	0	239,717	0	203,987
			Street Tree Zone 3 Fund Total	16,993	26,633	259,717	20,000	223,987
46402000	TIP Zone 1	70100	Transfers	84,286	0	50,000	125,000	125,000
46402000	TIP Zone 1	70500	Fund Balance Reserve	0	0	351,935	0	727,893
			Section Total	84,286	0	401,935	125,000	852,893
			TIP Zone 1 Fund Total	84,286	0	401,935	125,000	852,893

ORG	ORG DESCRIPTION	OBJ	DESCRIPTION	2013 ACTUAL	2014 ACTUAL	2015 ORIGINAL BUDGET	2015 REVISED BUDGET	2016 BUDGET
47402000	TIP Zone 2	70100	Transfers	84,800	120,411	50,000	75,000	75,000
47402000	TIP Zone 2	70500	Fund Balance Reserve	0	0	250,430	0	328,031
			Section Total	84,800	120,411	300,430	75,000	403,031
			TIP Zone 2 Fund Total	84,800	120,411	300,430	75,000	403,031
48402000	TIP Zone 3	70100	Transfers	0	0	50,000	50,000	50,000
48402000	TIP Zone 3	70500	Fund Balance Reserve	0	0	234,625	0	340,083
			Section Total	0	0	284,625	50,000	390,083
			TIP Zone 3 Fund Total	0	0	284,625	50,000	390,083
50052000	Economic Development - NRD	52846	NRD Rebate	195,838	213,803	250,000	250,000	300,000
			Section Total	195,838	213,803	250,000	250,000	300,000
50052000	Economic Development - NRD	70500	Fund Balance Reserve	0	0	72,421	0	99,895
			Section Total	0	0	72,421	0	99,895
			NRD Fund Total	195,838	213,803	322,421	250,000	399,895
51053000	Economic Development - TIF	55810	Economic Development	304,863	308,122	1,680,000	1,680,000	2,294,470
			Section Total	304,863	308,122	1,680,000	1,680,000	2,294,470
51053000	Economic Development - TIF	70100	Transfers	384,483	374,661	0	0	11,530
51053000	Economic Development - TIF	70500	Fund Balance Reserve	0	0	560,953	0	678,675
			Section Total	384,483	374,661	560,953	0	690,205
			City Center Fund Total	689,346	682,783	2,240,953	1,680,000	2,984,675
53053000	Economic Development - TIF	55810	Economic Development	446,328	952,149	1,390,000	1,390,000	1,445,735
			Section Total	446,328	952,149	1,390,000	1,390,000	1,445,735
53053000	Economic Development - TIF	70100	Transfers	0	0	0	0	7,265
53053000	Economic Development - TIF	70500	Fund Balance Reserve	358	1,245	121,356	0	3,899
			Section Total	358	1,245	121,356	0	11,164
			Mining TIF Fund Total	446,686	953,394	1,511,356	1,390,000	1,456,899
54053000	Economic Development - TIF	55810	Economic Development	0	0	704,000	704,000	758,190
			Section Total	0	0	704,000	704,000	758,190
54053000	Economic Development - TIF	70100	Transfers	0	0	0	0	3,810
54053000	Economic Development - TIF	70118	Transfers - TIF	2,681,368	678,342	0	0	0
54053000	Economic Development - TIF	70500	Fund Balance Reserve	0	0	2,406	0	4,455
			Section Total	2,681,368	678,342	2,406	0	8,265
			Ridgeview Mining TIF Fund Total	2,681,368	678,342	706,406	704,000	766,455
56051000	Economic Development - CID	55810	Economic Development	461,846	493,665	606,000	606,000	599,940
			Section Total	461,846	493,665	606,000	606,000	599,940
56051000	Economic Development - CID	70100	Transfers	4,287	5,692	0	0	6,060
56051000	Economic Development - CID	70500	Fund Balance Reserve	0	0	107,939	0	117,152
			Section Total	4,287	5,692	107,939	0	123,212
			Orchard Corners CID Fund Total	466,133	499,357	713,939	606,000	723,152
57051000	Economic Development - CID	55810	Economic Development	72,343	79,366	100,000	100,000	99,000
			Section Total	72,343	79,366	100,000	100,000	99,000

ORG	ORG DESCRIPTION	OBJ	DESCRIPTION	2013 ACTUAL	2014 ACTUAL	2015 ORIGINAL BUDGET	2015 REVISED BUDGET	2016 BUDGET
57051000	Economic Development - CID	70100	Transfers	645	888	0	0	1,000
57051000	Economic Development - CID	70500	Fund Balance Reserve	0	0	9,203	0	13,104
			Section Total	645	888	9,203	0	14,104
			Prairie Creek CID Fund Total	72,988	80,254	109,203	100,000	113,104
58051000	Economic Development - CID	55810	Economic Development	0	24,829	52,000	52,000	51,480
			Section Total	0	24,829	52,000	52,000	51,480
58051000	Economic Development - CID	70100	Transfers	0	251	0	0	520
58051000	Economic Development - CID	70500	Fund Balance Reserve	0	0	1,545	0	6,704
			Section Total	0	251	1,545	0	7,224
			Quivira 95 CID Fund Total	0	25,080	53,545	52,000	58,704
59051000	Economic Development - CID	55810	Economic Development	0	0	0	35,000	39,600
			Section Total	0	0	0	35,000	39,600
59051000	Economic Development - CID	70100	Transfers	0	0	0	0	400
59051000	Economic Development - CID	70500	Fund Balance Reserve	0	0	35,000	0	20,397
			Section Total	0	0	35,000	0	20,797
			Greystone Plaza CID Fund Total	0	0	35,000	35,000	60,397
61051000	Economic Development - CID	55810	Economic Development	0	982	30,000	30,000	32,670
			Section Total	0	982	30,000	30,000	32,670
61051000	Economic Development - CID	70100	Transfers	0	10	0	0	330
61051000	Economic Development - CID	70500	Fund Balance Reserve	0	0	0	0	3,515
			Section Total	0	10	0	0	3,845
			City Center East #1 CID Fund Total	0	992	30,000	30,000	36,515
62051000	Economic Development - CID	55810	Economic Development	0	0	0	0	49,500
			Section Total	0	0	0	0	49,500
62051000	Economic Development - CID	70100	Transfers	0	0	0	0	500
			Section Total	0	0	0	0	500
			City Center East #2 CID Fund Total	0	0	0	0	50,000
63053000	Economic Development - TIF	55810	Economic Development	0	0	40,000	40,000	59,700
			Section Total	0	0	40,000	40,000	59,700
63053000	Economic Development - TIF	70100	Transfers	0	0	0	0	300
			Section Total	0	0	0	0	300
			I-35 & 95th Street TIF Fund Total	0	0	40,000	40,000	60,000
80000000	Stormwater GAAP	51900	OPEB	5,198	8,205	0	0	0
80000000	Stormwater GAAP	51910	Compensated Absence	1,960	7,543	0	0	0
80000000	Stormwater GAAP	51920	Net Pension Obligation	-4,536	-13,686	0	0	0
			Section Total	2,622	2,062	0	0	0
80000000	Stormwater GAAP	55330	Storm Drainage	-957,563	0	0	0	0
80000000	Stormwater GAAP	55900	Depreciation	1,417,243	0	0	0	0
			Section Total	459,680	0	0	0	0
80000000	Stormwater GAAP	60152	Amortization of Bond Premium	-225,597	0	0	0	0
80000000	Stormwater GAAP	60154	Amortization of Bond Discount	3,220	0	0	0	0
80000000	Stormwater GAAP	60156	Amortization of Def Refunding	-28,876	0	0	0	0
			Section Total	-251,253	0	0	0	0
80405000	Stormwater Administration	51100	Regular Salary/Wages	114,672	114,167	106,195	106,195	91,306
80405000	Stormwater Administration	51110	Overtime/Shift/Hazard	676	466	450	450	450
80405000	Stormwater Administration	51120	Allowances	875	956	0	0	2,218
80405000	Stormwater Administration	51130	Compensation Reserve	0	0	56,200	56,200	41,163
80405000	Stormwater Administration	51505	FICA/OADSI	7,079	6,642	6,613	6,613	5,827

ORG	ORG DESCRIPTION	OBJ	DESCRIPTION	2013 ACTUAL	2014 ACTUAL	2015 ORIGINAL BUDGET	2015 REVISED BUDGET	2016 BUDGET
80405000	Stormwater Administration	51510	FICA/MD	1,623	1,615	1,547	1,547	1,362
80405000	Stormwater Administration	51515	Employers KPERS	8,432	9,701	11,016	11,016	10,534
80405000	Stormwater Administration	51520	Employers KPERS W@R	2,219	2,444	0	0	0
80405000	Stormwater Administration	51530	Pension Plan	14,316	9,204	4,642	4,642	7,235
80405000	Stormwater Administration	51540	Workers Compensation	521	433	578	578	833
80405000	Stormwater Administration	51545	Unemployment	515	493	586	586	440
80405000	Stormwater Administration	51550	Health Insurance	26,750	24,713	16,560	16,560	17,400
80405000	Stormwater Administration	51555	Short Term Disability	64	64	66	66	36
80405000	Stormwater Administration	51565	Life Insurance	299	269	129	129	225
80405000	Stormwater Administration	51570	Employee Assistance Program	52	48	60	60	33
			Section Total	178,093	171,215	204,642	204,642	179,062
80405000	Stormwater Administration	52126	Engineering - Design	0	0	0	0	30,000
80405000	Stormwater Administration	52129	Engineering - Material Testing	0	72,730	20,000	20,000	0
80405000	Stormwater Administration	52159	Other Professional Services	39,231	0	63,500	63,500	51,800
80405000	Stormwater Administration	52160	Payments To Other Agencies	19,750	19,750	7,050	7,050	20,000
80405000	Stormwater Administration	52164	Performer/Entertainer	0	0	500	500	0
80405000	Stormwater Administration	52302	Training/Travel/Mtgs - Per Diem	574	875	2,500	2,500	2,700
80405000	Stormwater Administration	52303	Meals/Food/Refreshments	130	175	2,000	2,000	2,100
80405000	Stormwater Administration	52304	Training/Mtgs - Registration	2,225	2,071	2,400	2,400	2,400
80405000	Stormwater Administration	52306	Training/Travel - Airline	214	782	3,000	3,000	3,000
80405000	Stormwater Administration	52308	Training/Travel - Mileage	49	0	0	0	0
80405000	Stormwater Administration	52310	Training/Travel - Parking	0	52	250	250	300
80405000	Stormwater Administration	52312	Training/Travel - Taxi	31	132	200	200	300
80405000	Stormwater Administration	52314	Training/Travel - Tolls	6	0	150	150	350
80405000	Stormwater Administration	52316	Training/Travel - Lodging	769	1,573	3,500	3,500	3,600
80405000	Stormwater Administration	52520	Mobile Devices	0	0	4,500	4,500	4,500
80405000	Stormwater Administration	52530	Telephone	0	0	0	0	0
80405000	Stormwater Administration	52704	Repair/Maint - Equipment	0	0	1,200	1,200	0
80405000	Stormwater Administration	52706	Repair/Maint - Automotive	205	0	550	550	1,000
80405000	Stormwater Administration	52800	Advertising/Publications	120	0	5,000	5,000	250
80405000	Stormwater Administration	52810	Copying/Printings Services	33	0	1,000	1,000	2,000
80405000	Stormwater Administration	52815	Court/Recording Fees	0	0	0	0	250
80405000	Stormwater Administration	52820	Dues/Memberships	692	941	3,000	3,000	2,500
80405000	Stormwater Administration	52840	Licenses/Certifications	0	0	0	0	250
80405000	Stormwater Administration	52850	Postage/Shipping	0	0	750	750	250
			Section Total	64,029	99,081	121,050	121,050	127,550
80405000	Stormwater Administration	54106	Equipment - Field	0	0	0	0	2,400
80405000	Stormwater Administration	54108	Equipment - Office	421	25	5,000	5,000	1,000
80405000	Stormwater Administration	54110	Equipment - Other Minor	36	0	5,000	5,000	0
80405000	Stormwater Administration	54204	Software - Other	1,500	1,500	3,500	3,500	3,500
80405000	Stormwater Administration	54320	Supplies - Field	0	111	0	0	0
80405000	Stormwater Administration	54336	Supplies - Office	116	85	250	250	0
80405000	Stormwater Administration	54342	Supplies - Other/misc	0	0	0	0	0
80405000	Stormwater Administration	54346	Supplies - Plant Materials	20	0	0	0	0
80405000	Stormwater Administration	54356	Supplies - Stormwater	12,686	2,343	14,250	14,250	15,000
80405000	Stormwater Administration	54442	Uniforms	426	0	700	700	0
80405000	Stormwater Administration	54444	Uniforms - Boots	0	50	0	0	300
80405000	Stormwater Administration	54448	Uniforms - Clothing	0	212	0	0	1,500
			Section Total	15,205	4,326	28,700	28,700	23,700
80405000	Stormwater Administration	60105	Interest	6,269	5,999	17,736	17,736	17,736
80405000	Stormwater Administration	60210	Principal Redemption	0	0	0	0	0
			Section Total	6,269	5,999	17,736	17,736	17,736
80405000	Stormwater Administration	70100	Transfers	0	227,558	0	0	0
80405000	Stormwater Administration	70116	Transfers - Stormwater	726,041	700,000	450,000	450,000	1,000,835
80405000	Stormwater Administration	70500	Fund Balance Reserve	0	100,000	1,479,463	0	1,425,792
			Section Total	726,041	1,027,558	1,929,463	450,000	2,426,627
80405500	Stormwater Maintenance	51100	Regular Salary/Wages	474,691	449,294	527,794	527,794	543,150
80405500	Stormwater Maintenance	51110	Overtime/Shift/Hazard	12,625	10,059	3,700	3,700	3,700
80405500	Stormwater Maintenance	51505	FICA/OADSI	30,480	25,347	32,951	32,951	33,904
80405500	Stormwater Maintenance	51510	FICA/MD	6,697	6,359	7,707	7,707	7,930
80405500	Stormwater Maintenance	51515	Employers KPERS	31,570	37,143	54,903	54,903	61,300
80405500	Stormwater Maintenance	51530	Pension Plan	28,306	30,062	38,801	38,801	42,107
80405500	Stormwater Maintenance	51540	Workers Compensation	12,625	12,088	18,373	18,373	26,754
80405500	Stormwater Maintenance	51545	Unemployment	1,977	2,004	2,924	2,924	2,627
80405500	Stormwater Maintenance	51550	Health Insurance	103,129	104,840	193,200	193,200	203,000
80405500	Stormwater Maintenance	51555	Short Term Disability	249	242	450	450	420
80405500	Stormwater Maintenance	51565	Life Insurance	906	881	1,084	1,084	1,314
80405500	Stormwater Maintenance	51570	Employee Assistance Program	226	227	412	412	385
80405500	Stormwater Maintenance	51575	Other Benefits	0	37	0	0	0
			Section Total	703,481	678,583	882,299	882,299	926,591

ORG	ORG DESCRIPTION	OBJ	DESCRIPTION	2013 ACTUAL	2014 ACTUAL	2015 ORIGINAL BUDGET	2015 REVISED BUDGET	2016 BUDGET
80405500	Stormwater Maintenance	52146	Landfill disposal	0	2,170	3,000	3,000	3,000
80405500	Stormwater Maintenance	52159	Other Professional Services	3,337	1,462	3,500	3,500	2,000
80405500	Stormwater Maintenance	52300	Training/Travel/Meetings	25	0	0	0	0
80405500	Stormwater Maintenance	52302	Training/Travel/Mtgs - Per Diem	511	870	1,000	1,000	1,000
80405500	Stormwater Maintenance	52303	Meals/Food/Refreshments	135	198	1,000	1,000	1,000
80405500	Stormwater Maintenance	52304	Training/Mtgs - Registration	4,005	2,490	2,500	2,500	3,500
80405500	Stormwater Maintenance	52306	Training/Travel - Airline	608	-211	1,200	1,200	1,200
80405500	Stormwater Maintenance	52310	Training/Travel - Parking	28	55	100	100	100
80405500	Stormwater Maintenance	52312	Training/Travel - Taxi	30	37	200	200	200
80405500	Stormwater Maintenance	52314	Training/Travel - Tolls	0	10	50	50	50
80405500	Stormwater Maintenance	52316	Training/Travel - Lodging	1,298	1,732	2,225	2,225	2,225
80405500	Stormwater Maintenance	52320	Training/Mtgs - Hosted by City	0	0	250	250	100
80405500	Stormwater Maintenance	52322	Training - Materials	0	35	0	0	0
80405500	Stormwater Maintenance	52620	Rents - Leases	0	0	0	0	7,000
80405500	Stormwater Maintenance	52624	Rents - Equipment	804	1,916	12,500	12,500	12,000
80405500	Stormwater Maintenance	52648	Rents - Lease Vehicles	0	12,982	0	0	0
80405500	Stormwater Maintenance	52700	Repair/Maintenance	7,620	0	0	0	0
80405500	Stormwater Maintenance	52702	Repair/Maint - Facilities	619	196	1,000	1,000	400
80405500	Stormwater Maintenance	52704	Repair/Maint - Equipment	10,184	11,157	3,000	3,000	6,000
80405500	Stormwater Maintenance	52810	Copying/Printings Services	130	49	300	300	50
80405500	Stormwater Maintenance	52820	Dues/Memberships	474	464	500	500	500
80405500	Stormwater Maintenance	52850	Postage/Shipping	36	87	120	120	120
			Section Total	29,844	35,699	32,445	32,445	40,445
80405500	Stormwater Maintenance	54110	Equipment - Other Minor	2,948	2,000	5,000	5,000	5,000
80405500	Stormwater Maintenance	54114	Equipment - Tools (hand/power)	3,136	3,400	5,000	5,000	5,000
80405500	Stormwater Maintenance	54304	Supplies - Asphalt	0	1,053	2,000	2,000	2,000
80405500	Stormwater Maintenance	54312	Supplies - Concrete	9,109	6,530	15,000	15,000	15,000
80405500	Stormwater Maintenance	54316	Supplies - Erosion Control	2,070	1,276	4,000	4,000	4,000
80405500	Stormwater Maintenance	54324	Supplies - Herbicides	3,281	2,626	5,000	5,000	5,000
80405500	Stormwater Maintenance	54326	Supplies - Iron/Steel	1,956	1,725	3,000	3,000	3,000
80405500	Stormwater Maintenance	54328	Supplies - Lumber	0	452	2,000	2,000	2,000
80405500	Stormwater Maintenance	54330	Supplies - Medical (disposable)	14	0	100	100	100
80405500	Stormwater Maintenance	54336	Supplies - Office	29	39	0	0	0
80405500	Stormwater Maintenance	54340	Supplies - Operational	3,493	4,770	6,000	6,000	6,000
80405500	Stormwater Maintenance	54342	Supplies - Other/misc	9,125	4,494	10,670	10,670	12,170
80405500	Stormwater Maintenance	54344	Supplies - Pipe	1,450	5,035	9,000	9,000	9,000
80405500	Stormwater Maintenance	54346	Supplies - Plant Materials	893	2,258	3,000	3,000	3,000
80405500	Stormwater Maintenance	54350	Supplies - Rock	2,892	735	7,000	7,000	7,000
80405500	Stormwater Maintenance	54352	Supplies - Soil	1,047	1,490	2,000	2,000	2,000
80405500	Stormwater Maintenance	54356	Supplies - Stormwater	2,767	1,437	20,000	20,000	20,000
80405500	Stormwater Maintenance	54358	Supplies - Street	0	0	0	0	0
80405500	Stormwater Maintenance	54442	Uniforms	90	0	0	0	0
80405500	Stormwater Maintenance	54444	Uniforms - Boots	1,671	2,131	2,100	2,100	2,100
80405500	Stormwater Maintenance	54446	Uniforms - Jackets/Bibs	645	181	1,500	1,500	2,000
80405500	Stormwater Maintenance	54448	Uniforms - Clothing	3,334	3,553	4,800	4,800	4,800
			Section Total	49,950	45,185	107,170	107,170	109,170
80405500	Stormwater Maintenance	55115	Equipment - Heavy Motorized	0	0	45,000	45,000	0
80405500	Stormwater Maintenance	55330	Storm Drainage	1,245	0	0	0	0
			Section Total	1,245	0	45,000	45,000	0
80405550	Stormwater Development	51100	Regular Salary/Wages	185,690	197,062	206,691	206,691	202,141
80405550	Stormwater Development	51110	Overtime/Shift/Hazard	266	163	0	0	0
80405550	Stormwater Development	51505	FICA/OADSI	11,837	10,940	12,815	12,815	12,533
80405550	Stormwater Development	51510	FICA/MD	2,563	2,764	2,997	2,997	2,931
80405550	Stormwater Development	51515	Employers KPERS	15,344	19,941	21,351	21,351	22,660
80405550	Stormwater Development	51530	Pension Plan	11,783	16,995	15,088	15,088	15,565
80405550	Stormwater Development	51540	Workers Compensation	1,866	2,061	2,916	2,916	3,980
80405550	Stormwater Development	51545	Unemployment	725	865	1,137	1,137	971
80405550	Stormwater Development	51550	Health Insurance	37,474	42,505	41,400	41,400	43,500
80405550	Stormwater Development	51555	Short Term Disability	66	71	90	90	90
80405550	Stormwater Development	51565	Life Insurance	424	473	421	421	486
80405550	Stormwater Development	51570	Employee Assistance Program	72	78	82	82	82
			Section Total	268,110	293,918	304,988	304,988	304,939
80405550	Stormwater Development	52500	Utility Service	2,919	0	0	0	0
80405550	Stormwater Development	52530	Telephone	263	0	0	0	0
80405550	Stormwater Development	52810	Copying/Printings Services	51	0	0	0	0
			Section Total	3,233	0	0	0	0
80700000	Stormwater Debt Service	60105	Interest	-3,094	20,536	51,612	0	67,386
80700000	Stormwater Debt Service	60210	Principal Redemption	0	0	43,331	0	61,928
			Section Total	-3,094	20,536	94,943	0	129,314

ORG	ORG DESCRIPTION	OBJ	DESCRIPTION	2013 ACTUAL	2014 ACTUAL	2015 ORIGINAL BUDGET	2015 REVISED BUDGET	2016 BUDGET
80700000	2003A SW Debt Service	60105	Interest	27,236	23,284	19,866	19,866	16,124
80700000	2003A SW Debt Service	60210	Principal Redemption	79,012	85,462	93,525	93,525	99,975
			Section Total	106,248	108,746	113,391	113,391	116,099
80700000	2005B SW Debt Service	60105	Interest	117,880	111,667	104,822	104,822	0
80700000	2005B SW Debt Service	60210	Principal Redemption	175,000	185,000	190,000	190,000	0
			Section Total	292,880	296,667	294,822	294,822	0
80700000	2006C SW Debt Service	60105	Interest	133,019	126,431	119,207	119,207	111,550
80700000	2006C SW Debt Service	60210	Principal Redemption	155,000	170,000	175,000	175,000	185,000
			Section Total	288,019	296,431	294,207	294,207	296,550
80700000	2006E SW Debt Service	60105	Interest	63,666	60,266	56,666	56,666	53,056
80700000	2006E SW Debt Service	60210	Principal Redemption	85,000	90,000	90,000	90,000	90,000
			Section Total	148,666	150,266	146,666	146,666	143,056
80700000	2007B SW Debt Service	60105	Interest	167,750	160,000	152,000	152,000	143,250
80700000	2007B SW Debt Service	60210	Principal Redemption	155,000	160,000	175,000	175,000	185,000
			Section Total	322,750	320,000	327,000	327,000	328,250
80700000	2009A SW Debt Service	60105	Interest	130,105	126,043	79,084	79,084	75,810
80700000	2009A SW Debt Service	60210	Principal Redemption	125,000	125,000	130,000	130,000	130,000
			Section Total	255,105	251,043	209,084	209,084	205,810
80700000	2010B SW Debt Service	60105	Interest	38,863	37,362	35,862	35,862	34,363
80700000	2010B SW Debt Service	60210	Principal Redemption	50,000	50,000	50,000	50,000	55,000
			Section Total	88,863	87,362	85,862	85,862	89,363
80700000	2010B SW Debt Service (SA)	60105	Interest	20,050	17,950	15,850	15,850	13,750
80700000	2010B SW Debt Service (SA)	60210	Principal Redemption	70,000	70,000	70,000	70,000	80,000
			Section Total	90,050	87,950	85,850	85,850	93,750
80700000	2010C SW Debt Service	60105	Interest	289,622	252,986	213,382	213,382	170,038
80700000	2010C SW Debt Service	60210	Principal Redemption	915,900	990,075	1,083,600	1,083,600	1,059,413
			Section Total	1,205,522	1,243,061	1,296,982	1,296,982	1,229,451
80700000	2011A SW Debt Service	60105	Interest	40,469	39,269	37,918	37,918	36,419
80700000	2011A SW Debt Service	60210	Principal Redemption	40,000	45,000	50,000	50,000	55,000
			Section Total	80,469	84,269	87,918	87,918	91,419
80700000	2012A SW Debt Service	60105	Interest	44,720	36,419	34,282	34,282	32,144
80700000	2012A SW Debt Service	60210	Principal Redemption	85,000	95,000	95,000	95,000	100,000
			Section Total	129,720	131,419	129,282	129,282	132,144
80700000	2012B SW Debt Service	60105	Interest	126,265	110,416	92,650	92,650	86,350
80700000	2012B SW Debt Service	60210	Principal Redemption	290,957	392,167	315,000	315,000	325,000
			Section Total	417,222	502,583	407,650	407,650	411,350
80700000	2013A SW Debt Service	60105	Interest	0	102,705	95,356	95,356	93,058
80700000	2013A SW Debt Service	60210	Principal Redemption	0	110,000	115,000	115,000	120,000
			Section Total	0	212,705	210,356	210,356	213,058
80700000	2014A SW Debt Service	60105	Interest	0	0	0	33,496	33,956
80700000	2014A SW Debt Service	60210	Principal Redemption	0	0	0	40,000	40,000
			Section Total	0	0	0	73,496	73,956
80700000	2014A SW Debt Service	60105	Interest	0	0	0	0	81,626
80700000	2014A SW Debt Service	60210	Principal Redemption	0	0	0	0	180,000
			Section Total	0	0	0	0	261,626
			Stormwater Fund Total	5,678,969	6,156,664	7,457,506	5,956,596	7,971,016
			Grand Total	82,084,884	86,098,513	122,535,815	97,666,678	134,562,768

Detail Expenditure by Section

Annual Budget Document
2016
City of Lenexa
January 1 - December 31

Expenditures by Section

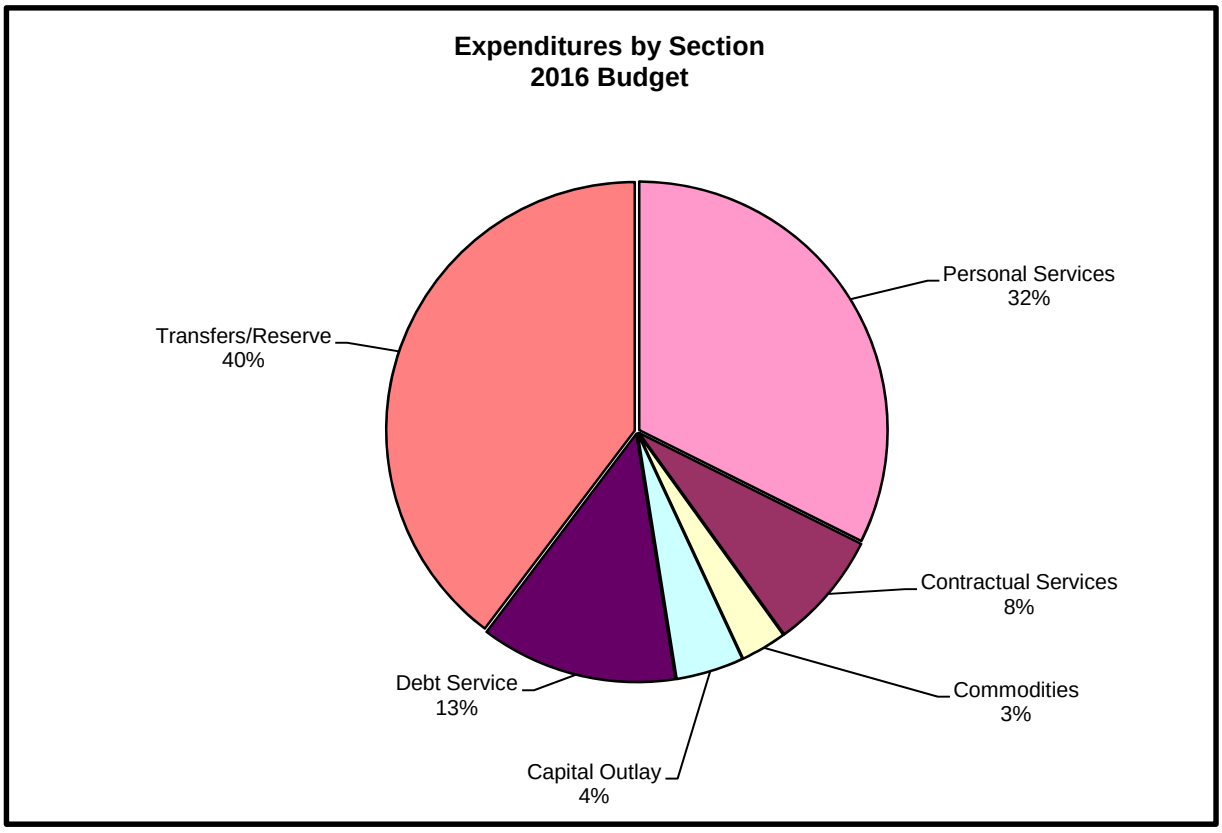

The following pages divide expenditures by these sections:

- **Personal Services**, which includes salaries and employee benefits.
- **Contractual Services**, which includes professional services, rentals, insurance, utilities, and travel.
- **Commodities**, which includes tangible goods, supplies and consumables.
- **Capital Outlay**, which includes furniture, fixtures, automotive equipment, land, buildings, and streets.
- **Debt Service**, which includes payment of debt.
- **Transfers/Reserves**, which includes transfers to other funds and budgeted reserves.

Expenditures by Section

ORG	ORG DESCRIPTION	OBJ	DESCRIPTION	2013 ACTUAL	2014 ACTUAL	2015 ORIGINAL BUDGET	2015 REVISED BUDGET	2016 BUDGET
01010000	Governing Body	51100	Regular Salary/Wages	66,508	66,255	66,001	66,001	66,001
01011000	City Administrator	51100	Regular Salary/Wages	376,362	339,378	411,469	398,107	432,030
01012000	Communications	51100	Regular Salary/Wages	144,991	179,846	172,795	172,795	177,319
01013000	Municipal Court	51100	Regular Salary/Wages	305,697	279,246	270,129	270,129	287,185
01014000	City Clerk	51100	Regular Salary/Wages	0	0	0	52,719	58,373
01030000	Transfers	51100	Regular Salary/Wages	55,289	28,744	0	0	0
01100000	Finance	51100	Regular Salary/Wages	500,343	481,216	497,817	445,099	478,942
01110000	Human Resources	51100	Regular Salary/Wages	229,490	283,277	289,376	289,376	444,816
01150000	EST Administration	51100	Regular Salary/Wages	57,151	166,696	84,769	84,769	84,769
01150012	EST Support Services	51100	Regular Salary/Wages	185,872	183,709	384,686	384,686	184,627
01150013	EST Data Analytics	51100	Regular Salary/Wages	343,631	300,185	311,603	311,603	370,480
01150014	EST Infrastructure	51100	Regular Salary/Wages	159,832	92,946	77,830	77,830	221,590
01180000	Legal	51100	Regular Salary/Wages	348,492	351,848	428,087	428,087	437,828
01181000	Prosecution	51100	Regular Salary/Wages	225,365	221,573	220,033	220,033	247,156
01200000	CD Administration	51100	Regular Salary/Wages	559,267	560,575	564,243	577,603	596,536
01201000	Community Standards	51100	Regular Salary/Wages	148,133	150,491	165,296	165,296	164,037
01202000	Building Inspection	51100	Regular Salary/Wages	304,275	290,229	422,273	422,273	399,064
01203000	Land Use	51100	Regular Salary/Wages	341,599	318,689	326,421	326,421	344,362
01204000	Engineering	51100	Regular Salary/Wages	690,727	698,872	929,009	856,711	896,521
01300000	Fire Administration	51100	Regular Salary/Wages	503,960	382,428	388,601	388,601	400,968
01301000	Fire Operations	51100	Regular Salary/Wages	4,372,925	4,411,907	4,477,807	4,477,807	4,763,452
01302000	Fire Planning	51100	Regular Salary/Wages	247,365	282,159	385,338	385,338	397,521
01302309	Fire Plan Review	51100	Regular Salary/Wages	13,852	0	0	0	0
01350000	Police Administration	51100	Regular Salary/Wages	2,068,017	2,062,249	2,137,659	2,137,659	2,205,390
01351000	Police Investigations	51100	Regular Salary/Wages	939,992	817,727	875,177	915,898	983,788
01352000	Patrol Administration	51100	Regular Salary/Wages	3,861,855	3,897,345	4,032,477	3,991,756	4,223,085
01400000	Municipal Services Admin.	51100	Regular Salary/Wages	295,193	336,029	359,294	359,294	393,176
01401501	Snow	51100	Regular Salary/Wages	73,736	90,536	75,000	75,000	75,000
01401502	Highways & Streets	51100	Regular Salary/Wages	837,177	781,282	835,668	835,668	877,859
01402504	Traffic	51100	Regular Salary/Wages	268,574	269,598	285,078	285,078	292,611
01403500	Facilities	51100	Regular Salary/Wages	306,399	300,358	310,336	310,336	344,159
01404000	Fleet	51100	Regular Salary/Wages	454,912	468,058	477,198	477,198	506,004
01500000	Parks & Rec. Administration	51100	Regular Salary/Wages	358,449	367,707	396,600	396,600	457,882
01501000	Parks Maint. Administration	51100	Regular Salary/Wages	1,132,307	1,103,669	1,209,896	1,209,896	1,289,806
01501612	Parks Custodial	51100	Regular Salary/Wages	0	0	0	369,621	374,025
01502000	Parks Prog. Administration	51100	Regular Salary/Wages	284,255	295,916	317,012	317,012	332,515
01502612	Parks Prog. Custodial	51100	Regular Salary/Wages	324,916	312,926	369,621	0	0
01502613	Thompson Barn	51100	Regular Salary/Wages	28,944	40,348	42,906	42,906	43,773
01502653	Parks Prog. NGA	51100	Regular Salary/Wages	3,113	0	0	0	0
01503615	BBQ	51100	Regular Salary/Wages	10,853	351	0	0	0
01503620	Freedom Run	51100	Regular Salary/Wages	7,270	0	0	0	0
01503623	Other Events	51100	Regular Salary/Wages	272	111	0	0	0
01503625	Spinach Festival	51100	Regular Salary/Wages	0	0	2,500	2,500	2,500
01504628	Adult Fitness	51100	Regular Salary/Wages	6,531	12,443	9,792	9,792	10,086
01504629	Senior Programs	51100	Regular Salary/Wages	0	0	11,140	11,140	11,474
01504630	Adult Sports	51100	Regular Salary/Wages	925	0	3,090	3,090	3,183
01504631	Adult Trips	51100	Regular Salary/Wages	0	0	5,838	5,838	6,013
01504632	Parks & Recreation - Other	51100	Regular Salary/Wages	0	0	5,517	5,517	5,683
01505634	Youth Sports	51100	Regular Salary/Wages	0	0	3,090	3,090	5,243
01505636	Camps & Shows	51100	Regular Salary/Wages	0	0	3,605	3,605	3,713
01506640	Prog Dance	51100	Regular Salary/Wages	9,259	11,596	21,576	21,576	22,223
01507642	Programs - Nature	51100	Regular Salary/Wages	44,762	46,729	42,178	42,178	46,701
01509646	Swimming Pools	51100	Regular Salary/Wages	0	0	23,689	23,689	24,400
01509647	Ad Astra Pool	51100	Regular Salary/Wages	67,769	69,594	77,666	77,666	79,996
01509648	Flat Rock Creek Pool	51100	Regular Salary/Wages	74,986	70,591	70,911	70,911	73,038
01509649	Indian Trails Pool	51100	Regular Salary/Wages	124,923	133,233	130,720	130,720	134,642
01509651	Swim Team	51100	Regular Salary/Wages	3,755	3,900	19,363	19,363	19,944
28500652	Legler Barn	51100	Regular Salary/Wages	8,791	8,511	26,635	26,635	31,643
80405000	Stormwater Administration	51100	Regular Salary/Wages	114,672	114,167	106,195	106,195	91,306
80405500	Stormwater Maintenance	51100	Regular Salary/Wages	474,691	449,294	527,794	527,794	543,150
80405550	Stormwater Development	51100	Regular Salary/Wages	185,690	197,062	206,691	206,691	202,141
			Object Total	22,554,112	22,331,599	23,895,495	23,823,196	25,169,729
01011000	City Administrator	51110	Overtime/Shift/Hazard	775	395	0	0	0
01013000	Municipal Court	51110	Overtime/Shift/Hazard	6,006	7,169	10,154	10,154	10,154
01100000	Finance	51110	Overtime/Shift/Hazard	5,119	2,696	0	0	5,000
01150012	EST Support Services	51110	Overtime/Shift Hazard	277	413	0	0	0

ORG	ORG DESCRIPTION	OBJ	DESCRIPTION	2013 ACTUAL	2014 ACTUAL	2015 ORIGINAL BUDGET	2015 REVISED BUDGET	2016 BUDGET
01180000	Legal	51110	Overtime/Shift/Hazard	1,443	223	0	0	0
01181000	Prosecution	51110	Overtime/Shift/Hazard	329	0	0	0	0
01200000	CD Administration	51110	Overtime/Shift/Hazard	7,820	9,521	13,562	13,562	13,562
01201000	Community Standards	51110	Overtime/Shift/Hazard	38	32	0	0	0
01202000	Building Inspection	51110	Overtime/Shift/Hazard	5,377	5,725	0	0	0
01203000	Land Use	51110	Overtime/Shift/Hazard	107	130	0	0	0
01204000	Engineering	51110	Overtime/Shift/Hazard	13,418	16,025	0	0	0
01300000	Fire Administration	51110	Overtime/Shift/Hazard	51	0	0	0	0
01301000	Fire Operations	51110	Overtime/Shift/Hazard	48,120	145,826	232,253	232,253	232,253
01350000	Police Administration	51110	Overtime/Shift/Hazard	68,631	112,532	52,314	52,314	52,314
01351000	Police Investigations	51110	Overtime/Shift/Hazard	64,545	68,238	101,999	101,999	101,999
01352000	Patrol Administration	51110	Overtime/Shift/Hazard	393,460	386,009	429,907	429,907	429,907
01400000	Municipal Services Admin.	51110	Overtime/Shift/Hazard	427	276	200	200	200
01401502	Highways & Streets	51110	Overtime/Shift/Hazard	21,485	18,087	12,300	12,300	12,300
01402504	Traffic	51110	Overtime/Shift/Hazard	3,273	3,352	5,350	5,350	5,350
01403500	Facilities	51110	Overtime/Shift/Hazard	12,095	7,935	15,000	15,000	15,000
01404000	Fleet	51110	Overtime/Shift/Hazard	9,010	6,296	15,000	15,000	15,000
01500000	Parks & Rec. Administration	51110	Overtime/Shift/Hazard	796	2,424	0	0	0
01501000	Parks Maint. Administration	51110	Overtime/Shift/Hazard	56,857	56,645	81,284	81,284	81,284
01501612	Parks Custodial	51110	Overtime/Shift/Hazard	0	0	0	11,045	11,045
01502000	Parks Prog. Administration	51110	Overtime/Shift/Hazard	229	1,629	4,952	4,952	4,952
01502612	Parks Prog. Custodial	51110	Overtime/Shift/Hazard	5,994	7,630	11,045	0	0
01502613	Thompson Barn	51110	Overtime/Shift/Hazard	69	0	0	0	0
01503615	BBQ	51110	Overtime/Shift/Hazard	19,703	11,339	25,000	25,000	25,000
01503616	Chili Challenge	51110	Overtime/Shift/Hazard	0	0	1,800	1,800	1,800
01503618	Cupids Gem	51110	Overtime/Shift/Hazard	250	299	0	0	0
01503620	Freedom Run	51110	Overtime/Shift/Hazard	5,185	0	0	0	0
80405000	Stormwater Administration	51110	Overtime/Shift/Hazard	676	466	450	450	450
80405500	Stormwater Maintenance	51110	Overtime/Shift/Hazard	12,625	10,059	3,700	3,700	3,700
80405550	Stormwater Development	51110	Overtime/Shift/Hazard	266	163	0	0	0
			Object Total	764,457	881,534	1,016,270	1,016,270	1,021,270
01300000	Fire Administration	51115	Holiday	204	0	0	0	0
01301000	Fire Operations	51115	Holiday	127,970	129,020	174,641	174,641	174,641
01350000	Police Administration	51115	Holiday	33,337	31,244	39,133	39,133	39,133
01352000	Patrol Administration	51115	Holiday	69,071	76,684	72,288	72,288	72,288
			Object Total	230,582	236,948	286,062	286,062	286,062
01010000	Governing Body	51120	Allowances	14,855	14,799	14,742	14,742	14,742
01011000	City Administrator	51120	Allowances	19,329	18,638	18,731	19,641	19,126
01012000	Communications	51120	Allowances	620	2,338	2,730	2,730	2,730
01013000	Municipal Court	51120	Allowances	952	913	910	910	910
01030000	Transfers	51120	Allowances	0	35	0	0	0
01100000	Finance	51120	Allowances	7,199	7,555	7,526	7,526	7,526
01110000	Human Resources	51120	Allowances	872	1,862	1,820	1,820	8,436
01150000	EST Administration	51120	Allowances	3,775	4,202	1,950	1,950	1,950
01150012	EST Support Services	51120	Allowances	3,432	4,301	5,226	4,316	4,316
01150013	EST Data Analytics	51120	Allowances	3,084	4,192	2,548	2,548	6,266
01150014	EST Infrastructure	51120	Allowances	3,170	2,318	1,950	2,860	5,538
01180000	Legal	51120	Allowances	9,328	11,562	12,458	12,458	12,346
01181000	Prosecution	51120	Allowances	2,121	2,604	2,730	2,730	3,930
01200000	CD Administration	51120	Allowances	9,803	10,845	9,728	9,728	11,216
01201000	Community Standards	51120	Allowances	1,372	1,316	910	910	1,313
01203000	Land Use	51120	Allowances	917	2,441	910	910	910
01204000	Engineering	51120	Allowances	2,405	2,767	2,830	2,830	1,928
01300000	Fire Administration	51120	Allowances	5,750	5,728	5,706	5,706	5,706
01350000	Police Administration	51120	Allowances	6,831	6,062	5,706	5,706	7,526
01351000	Police Investigations	51120	Allowances	16,309	19,768	16,250	16,250	18,050
01352000	Patrol Administration	51120	Allowances	9,040	9,083	8,190	8,190	8,190
01400000	Municipal Services Admin.	51120	Allowances	9,845	9,724	10,638	10,638	9,043
01401501	Snow	51120	Allowances	0	220	0	0	0
01402504	Traffic	51120	Allowances	1,651	1,644	1,638	1,638	1,638
01403500	Facilities	51120	Allowances	3,152	2,322	2,400	2,400	3,128
01404000	Fleet	51120	Allowances	9,300	9,600	9,600	9,600	9,600
01500000	Parks & Rec. Administration	51120	Allowances	10,545	11,586	12,459	11,549	12,458
01501000	Parks Maint. Administration	51120	Allowances	731	1,606	1,820	1,820	3,640
01501612	Parks Custodial	51120	Allowances	0	0	0	3,310	3,310
01502000	Parks Prog. Administration	51120	Allowances	2,240	5,313	5,460	5,460	5,460
01502612	Parks Prog. Custodial	51120	Allowances	1,671	3,323	3,310	0	0
01503615	BBQ	51120	Allowances	210	0	0	0	0
01503620	Freedom Run	51120	Allowances	105	0	0	0	0
01507642	Programs - Nature	51120	Allowances	0	885	910	910	910
80405000	Stormwater Administration	51120	Allowances	875	956	0	0	2,218
			Object Total	161,488	180,508	171,786	171,786	194,060

ORG	ORG DESCRIPTION	OBJ	DESCRIPTION	2013 ACTUAL	2014 ACTUAL	2015 ORIGINAL BUDGET	2015 REVISED BUDGET	2016 BUDGET
01110000	Human Resources	51125	Education	45,725	47,351	75,000	75,000	75,000
			Object Total	45,725	47,351	75,000	75,000	75,000
01030000	Transfers	51130	Compensation Reserve	0	0	1,758,316	1,758,316	1,313,915
80405000	Stormwater Administration	51130	Compensation Reserve	0	0	56,200	56,200	41,163
			Object Total	0	0	1,814,516	1,814,516	1,355,078
01301000	Fire Operations	51202	Overtime - Fire Inspection	-30	0	0	0	0
01302000	Fire Planning	51202	Overtime - Fire Inspection	79,326	78,416	96,699	96,699	96,699
			Object Total	79,296	78,416	96,699	96,699	96,699
01301000	Fire Operations	51204	Overtime - Automatic	986	0	0	0	0
			Object Total	986	0	0	0	0
01301000	Fire Operations	51206	Overtime - Callback	2,584	4,275	0	0	0
			Object Total	2,584	4,275	0	0	0
01301000	Fire Operations	51210	Overtime - Investigation	15	698	0	0	0
			Object Total	15	698	0	0	0
01301000	Fire Operations	51212	Overtime - Operational Duty	9,319	0	0	0	0
			Object Total	9,319	0	0	0	0
01301000	Fire Operations	51214	Overtime - Other	998	9,158	0	0	0
			Object Total	998	9,158	0	0	0
01301000	Fire Operations	51216	Overtime - Premium Pay	45,723	38,771	0	0	0
			Object Total	45,723	38,771	0	0	0
01301000	Fire Operations	51218	Overtime - Program Mgmt	3,741	6,992	0	0	0
			Object Total	3,741	6,992	0	0	0
01301000	Fire Operations	51220	Overtime - Public Education	1,394	2,451	0	0	0
			Object Total	1,394	2,451	0	0	0
01301000	Fire Operations	51222	Overtime - Special Events	7,319	6,261	0	0	0
			Object Total	7,319	6,261	0	0	0
01301000	Fire Operations	51226	Overtime - Training	16,724	9,280	0	0	0
			Object Total	16,724	9,280	0	0	0
01010000	Governing Body	51505	FICA/OADSI	5,054	5,016	5,008	5,008	5,008
01011000	City Administrator	51505	FICA/OADSI	16,043	16,393	26,673	27,880	27,972
01012000	Communications	51505	FICA/OADSI	8,813	10,997	10,882	10,882	11,162
01013000	Municipal Court	51505	FICA/OADSI	18,643	16,954	17,435	17,435	18,491
01014000	City Clerk	51505	FICA/OADSI	0	0	0	3,269	3,619
01030000	Transfers	51505	FICA/OADSI	3,428	1,761	0	0	0
01100000	Finance	51505	FICA/OADSI	28,923	27,824	31,332	28,063	30,472
01110000	Human Resources	51505	FICA/OADSI	13,987	17,061	22,705	22,705	32,751
01150000	EST Administration	51505	FICA/OADSI	3,709	10,351	5,377	5,377	5,377
01150012	EST Support Services	51505	FICA/OADSI	11,163	11,032	24,175	15,497	11,714
01150013	EST Data Analytics	51505	FICA/OADSI	20,271	17,954	19,477	19,477	23,359
01150014	EST Infrastructure	51505	FICA/OADSI	9,680	5,780	4,946	13,624	14,082
01180000	Legal	51505	FICA/OADSI	20,155	20,381	27,314	27,314	27,911
01181000	Prosecution	51505	FICA/OADSI	12,987	13,048	13,811	13,811	15,568
01200000	CD Administration	51505	FICA/OADSI	33,653	33,768	36,428	37,256	38,521
01201000	Community Standards	51505	FICA/OADSI	8,760	8,869	10,305	10,305	10,252
01202000	Building Inspection	51505	FICA/OADSI	18,641	17,657	26,182	26,182	24,742
01203000	Land Use	51505	FICA/OADSI	20,459	18,938	20,295	20,295	21,406
01204000	Engineering	51505	FICA/OADSI	41,910	42,439	57,774	53,292	55,703
01300000	Fire Administration	51505	FICA/OADSI	29,294	22,137	24,447	24,447	25,214
01301000	Fire Operations	51505	FICA/OADSI	276,675	282,925	302,854	302,854	320,563
01302000	Fire Planning	51505	FICA/OADSI	15,233	16,615	29,887	29,887	30,642
01350000	Police Administration	51505	FICA/OADSI	128,899	130,194	138,557	138,557	142,872
01351000	Police Investigations	51505	FICA/OADSI	60,888	53,862	61,593	64,118	68,436
01352000	Patrol Administration	51505	FICA/OADSI	258,021	259,323	281,653	279,128	293,478
01400000	Municipal Services Admin.	51505	FICA/OADSI	19,776	19,557	22,948	22,948	24,950
01401501	Snow	51505	FICA/OADSI	4,384	5,387	4,650	4,650	4,650
01401502	Highways & Streets	51505	FICA/OADSI	54,117	43,727	52,574	52,574	55,190
01402504	Traffic	51505	FICA/OADSI	17,249	15,311	18,108	18,108	18,576
01403500	Facilities	51505	FICA/OADSI	20,273	17,257	20,319	20,319	22,462
01404000	Fleet	51505	FICA/OADSI	29,681	26,695	31,113	31,113	32,900
01500000	Parks & Rec. Administration	51505	FICA/OADSI	23,574	21,330	25,361	23,325	29,161
01501000	Parks Maint. Administration	51505	FICA/OADSI	74,619	66,948	80,169	80,169	85,232
01501612	Parks Custodial	51505	FICA/OADSI	0	0	0	23,808	24,080
01502000	Parks Prog. Administration	51505	FICA/OADSI	17,690	17,024	20,300	20,300	21,263

ORG	ORG DESCRIPTION	OBJ	DESCRIPTION	2013 ACTUAL	2014 ACTUAL	2015 ORIGINAL BUDGET	2015 REVISED BUDGET	2016 BUDGET
01502612	Parks Prog. Custodial	51505	FICA/OADSI	20,336	18,066	23,808	0	0
01502613	Thompson Barn	51505	FICA/OADSI	1,851	2,450	2,661	2,661	2,713
01502653	Parks Prog. NGA	51505	FICA/OADSI	193	0	0	0	0
01503615	BBQ	51505	FICA/OADSI	1,853	22	1,550	1,550	1,550
01503616	Chili Challenge	51505	FICA/OADSI	0	0	112	112	112
01503618	Cupids Gem	51505	FICA/OADSI	15	18	0	0	0
01503620	Freedom Run	51505	FICA/OADSI	757	0	0	0	0
01503623	Other Events	51505	FICA/OADSI	17	7	0	0	0
01503625	Spinach Festival	51505	FICA/OADSI	0	0	155	155	155
01504628	Adult Fitness	51505	FICA/OADSI	397	800	607	607	625
01504629	Senior Programs	51505	FICA/OADSI	0	0	691	691	711
01504630	Adult Sports	51505	FICA/OADSI	57	0	192	192	197
01504631	Adult Trips	51505	FICA/OADSI	0	0	362	362	373
01504632	Parks & Recreation - Other	51505	FICA/OADSI	0	0	342	342	352
01505634	Youth Sports	51505	FICA/OADSI	0	0	192	192	325
01505636	Camps & Shows	51505	FICA/OADSI	0	0	224	224	230
01506640	Prog Dance	51505	FICA/OADSI	574	719	1,338	1,338	1,378
01507642	Programs - Nature	51505	FICA/OADSI	2,804	2,673	2,671	2,671	2,952
01509646	Swimming Pools	51505	FICA/OADSI	0	0	1,469	1,469	1,513
01509647	Ad Astra Pool	51505	FICA/OADSI	4,202	4,315	4,815	4,815	4,960
01509648	Flat Rock Creek Pool	51505	FICA/OADSI	4,649	4,377	4,397	4,397	4,528
01509649	Indian Trails Pool	51505	FICA/OADSI	7,745	8,260	8,105	8,105	8,348
01509651	Swim Team	51505	FICA/OADSI	233	242	1,201	1,201	1,237
28500652	Legler Barn	51505	FICA/OADSI	545	528	1,652	1,652	1,965
80405000	Stormwater Administration	51505	FICA/OADSI	7,079	6,642	6,613	6,613	5,827
80405500	Stormwater Maintenance	51505	FICA/OADSI	30,480	25,347	32,951	32,951	33,904
80405550	Stormwater Development	51505	FICA/OADSI	11,837	10,940	12,815	12,815	12,533
			Object Total	1,422,275	1,379,921	1,583,575	1,579,092	1,664,267
01010000	Governing Body	51510	FICA/MD	1,171	1,184	1,167	1,167	1,167
01011000	City Administrator	51510	FICA/MD	5,190	5,152	6,238	6,520	6,541
01012000	Communications	51510	FICA/MD	2,038	2,595	2,545	2,545	2,610
01013000	Municipal Court	51510	FICA/MD	4,324	4,002	4,078	4,078	4,323
01014000	City Clerk	51510	FICA/MD	0	0	0	764	846
01030000	Transfers	51510	FICA/MD	802	412	0	0	0
01100000	Finance	51510	FICA/MD	6,983	6,843	7,327	6,563	7,127
01110000	Human Resources	51510	FICA/MD	3,234	4,027	5,310	5,310	7,661
01150000	EST Administration	51510	FICA/MD	867	2,421	1,257	1,257	1,257
01150012	EST Support Services	51510	FICA/MD	2,592	2,599	5,653	3,624	2,740
01150013	EST Data Analytics	51510	FICA/MD	4,707	4,233	4,555	4,555	5,463
01150014	EST Infrastructure	51510	FICA/MD	2,242	1,373	1,157	3,186	3,294
01180000	Legal	51510	FICA/MD	4,957	5,105	6,387	6,387	6,529
01181000	Prosecution	51510	FICA/MD	3,009	3,080	3,230	3,230	3,641
01200000	CD Administration	51510	FICA/MD	7,961	8,119	8,520	8,714	9,009
01201000	Community Standards	51510	FICA/MD	2,031	2,092	2,410	2,410	2,397
01202000	Building Inspection	51510	FICA/MD	4,322	4,167	6,123	6,123	5,786
01203000	Land Use	51510	FICA/MD	4,748	4,465	4,745	4,745	5,006
01204000	Engineering	51510	FICA/MD	9,703	10,024	13,512	12,464	13,027
01300000	Fire Administration	51510	FICA/MD	7,091	5,509	5,717	5,717	5,896
01301000	Fire Operations	51510	FICA/MD	63,774	67,100	70,827	70,827	74,965
01302000	Fire Planning	51510	FICA/MD	3,526	3,923	6,989	6,989	7,166
01350000	Police Administration	51510	FICA/MD	29,825	30,932	32,404	32,404	33,411
01351000	Police Investigations	51510	FICA/MD	14,047	12,789	14,405	14,995	16,006
01352000	Patrol Administration	51510	FICA/MD	59,524	61,468	65,871	65,281	68,636
01400000	Municipal Services Admin.	51510	FICA/MD	4,266	4,933	5,368	5,368	5,835
01401501	Snow	51510	FICA/MD	1,025	1,260	1,088	1,088	1,088
01401502	Highways & Streets	51510	FICA/MD	11,753	11,130	12,296	12,296	12,908
01402504	Traffic	51510	FICA/MD	3,788	3,827	4,235	4,235	4,344
01403500	Facilities	51510	FICA/MD	4,427	4,350	4,752	4,752	5,252
01404000	Fleet	51510	FICA/MD	6,440	6,744	7,276	7,276	7,696
01500000	Parks & Rec. Administration	51510	FICA/MD	5,158	5,343	5,933	5,457	6,821
01501000	Parks Maint. Administration	51510	FICA/MD	16,650	16,458	18,750	18,750	19,933
01501612	Parks Custodial	51510	FICA/MD	0	0	0	5,567	5,632
01502000	Parks Prog. Administration	51510	FICA/MD	3,863	4,222	4,748	4,748	4,973
01502612	Parks Prog. Custodial	51510	FICA/MD	4,500	4,480	5,567	0	0
01502613	Thompson Barn	51510	FICA/MD	431	575	622	622	633
01502653	Parks Prog. NGA	51510	FICA/MD	45	0	0	0	0
01503615	BBQ	51510	FICA/MD	433	5	363	363	363
01503616	Chili Challenge	51510	FICA/MD	0	0	26	26	26
01503618	Cupids Gem	51510	FICA/MD	3	4	0	0	0
01503620	Freedom Run	51510	FICA/MD	177	0	0	0	0
01503623	Other Events	51510	FICA/MD	4	2	0	0	0
01503625	Spinach Festival	51510	FICA/MD	0	0	36	36	36
01504628	Adult Fitness	51510	FICA/MD	91	189	142	142	146
01504629	Senior Programs	51510	FICA/MD	0	0	162	162	166
01504630	Adult Sports	51510	FICA/MD	14	0	45	45	46

ORG	ORG DESCRIPTION	OBJ	DESCRIPTION	2013 ACTUAL	2014 ACTUAL	2015 ORIGINAL BUDGET	2015 REVISED BUDGET	2016 BUDGET
01504631	Adult Trips	51510	FICA/MD	0	0	85	85	87
01504632	Parks & Recreation - Other	51510	FICA/MD	0	0	80	80	82
01505634	Youth Sports	51510	FICA/MD	0	0	45	45	76
01505636	Camps & Shows	51510	FICA/MD	0	0	52	52	54
01506640	Prog Dance	51510	FICA/MD	167	168	313	313	322
01507642	Programs - Nature	51510	FICA/MD	613	667	625	625	690
01509646	Swimming Pools	51510	FICA/MD	0	0	343	343	354
01509647	Ad Astra Pool	51510	FICA/MD	982	1,009	1,126	1,126	1,160
01509648	Flat Rock Creek Pool	51510	FICA/MD	1,087	1,024	1,028	1,028	1,059
01509649	Indian Trails Pool	51510	FICA/MD	1,812	1,932	1,895	1,895	1,952
01509651	Swim Team	51510	FICA/MD	54	56	281	281	289
28500652	Legler Barn	51510	FICA/MD	127	124	386	386	459
80405000	Stormwater Administration	51510	FICA/MD	1,623	1,615	1,547	1,547	1,362
80405500	Stormwater Maintenance	51510	FICA/MD	6,697	6,359	7,707	7,707	7,930
80405550	Stormwater Development	51510	FICA/MD	2,563	2,764	2,997	2,997	2,931
			Object Total	327,462	332,854	370,346	369,298	389,209
01010000	Governing Body	51515	Employers KPERS	2,736	3,056	8,341	8,341	9,047
01011000	City Administrator	51515	Employers KPERS	31,420	34,503	44,439	46,451	50,574
01012000	Communications	51515	Employers KPERS	12,673	16,611	18,132	18,132	20,183
01013000	Municipal Court	51515	Employers KPERS	26,108	26,796	29,048	29,048	33,434
01014000	City Clerk	51515	Employers KPERS	0	0	0	5,446	6,544
01030000	Transfers	51515	Employers KPERS	0	42	0	0	0
01100000	Finance	51515	Employers KPERS	44,482	47,076	52,203	46,757	55,096
01110000	Human Resources	51515	Employers KPERS	20,037	27,719	37,827	37,827	59,217
01150000	EST Administration	51515	Employers KPERS	3,400	16,632	8,958	8,958	9,721
01150012	EST Support Services	51515	Employers KPERS	16,423	18,318	40,277	25,818	21,181
01150013	EST Data Analytics	51515	Employers KPERS	29,460	29,600	32,452	32,452	42,234
01150014	EST Infrastructure	51515	Employers KPERS	14,157	9,257	8,241	22,700	25,461
01180000	Legal	51515	Employers KPERS	31,006	35,360	45,508	45,508	50,464
01181000	Prosecution	51515	Employers KPERS	18,846	20,710	23,012	23,012	28,148
01200000	CD Administration	51515	Employers KPERS	49,496	54,715	59,221	60,601	69,651
01201000	Community Standards	51515	Employers KPERS	12,311	14,069	17,170	17,170	18,536
01202000	Building Inspection	51515	Employers KPERS	21,905	24,733	43,621	43,621	44,735
01203000	Land Use	51515	Employers KPERS	29,540	31,088	33,813	33,813	38,705
01204000	Engineering	51515	Employers KPERS	59,531	66,010	96,258	88,790	100,716
01300000	Fire Administration	51515	Employers KPERS	3,864	4,050	4,291	4,291	4,797
01350000	Police Administration	51515	Employers KPERS	150,234	173,770	191,793	191,793	213,843
01351000	Police Investigations	51515	Employers KPERS	3,710	3,762	3,967	3,967	4,435
01352000	Patrol Administration	51515	Employers KPERS	23,048	26,598	27,049	27,049	26,775
01400000	Municipal Services Admin.	51515	Employers KPERS	17,082	25,014	27,960	27,960	45,110
01401501	Snow	51515	Employers KPERS	5,444	7,448	7,748	7,748	8,408
01401502	Highways & Streets	51515	Employers KPERS	61,975	70,841	87,592	87,592	99,784
01402504	Traffic	51515	Employers KPERS	21,451	26,222	30,171	30,171	33,585
01403500	Facilities	51515	Employers KPERS	26,753	30,628	33,856	33,856	40,611
01404000	Fleet	51515	Employers KPERS	39,200	48,612	51,836	51,836	59,481
01500000	Parks & Rec. Administration	51515	Employers KPERS	27,932	36,730	40,675	37,283	52,725
01501000	Parks Maint. Administration	51515	Employers KPERS	58,677	75,049	133,569	133,569	154,107
01501612	Parks Custodial	51515	Employers KPERS	0	0	0	39,664	32,616
01502000	Parks Prog. Administration	51515	Employers KPERS	21,221	28,306	33,824	33,824	38,441
01502612	Parks Prog. Custodial	51515	Employers KPERS	23,280	27,624	39,664	0	0
01502613	Thompson Barn	51515	Employers KPERS	99	28	4,431	4,431	0
01503615	BBQ	51515	Employers KPERS	991	13	2,583	2,583	2,803
01503616	Chili Challenge	51515	Employers KPERS	0	0	186	186	202
01503620	Freedom Run	51515	Employers KPERS	422	0	0	0	0
01503625	Spinach Festival	51515	Employers KPERS	0	0	258	258	280
01504628	Adult Fitness	51515	Employers KPERS	188	269	1,012	1,012	1,131
01504629	Senior Programs	51515	Employers KPERS	0	0	1,151	1,151	1,286
01504630	Adult Sports	51515	Employers KPERS	0	0	319	319	357
01504631	Adult Trips	51515	Employers KPERS	0	0	603	603	674
01504632	Parks & Recreation - Other	51515	Employers KPERS	0	0	570	570	637
01505634	Youth Sports	51515	Employers KPERS	0	0	319	319	588
01505636	Camps & Shows	51515	Employers KPERS	0	0	372	372	416
01506640	Prog Dance	51515	Employers KPERS	0	0	2,229	2,229	2,491
01507642	Programs - Nature	51515	Employers KPERS	3,626	4,355	4,451	4,451	5,337
28500652	Legler Barn	51515	Employers KPERS	43	7	2,751	2,751	3,547
80405000	Stormwater Administration	51515	Employers KPERS	8,432	9,701	11,016	11,016	10,534
80405500	Stormwater Maintenance	51515	Employers KPERS	31,570	37,143	54,903	54,903	61,300
80405550	Stormwater Development	51515	Employers KPERS	15,344	19,941	21,351	21,351	22,660
			Object Total	968,116	1,132,406	1,421,021	1,413,553	1,612,608
01200000	CD Administration	51520	Employers KPERS W@R	994	2,223	0	0	0
01202000	Building Inspection	51520	Employers KPERS W@R	0	3,802	0	0	0
01400000	Municipal Services Admin.	51520	Employers KPERS W@R	12,646	13,926	0	0	0
01500000	Parks & Rec. Administration	51520	Employers KPERS W@R	2,575	2,297	0	0	0
01503615	BBQ	51520	Employers KPERS W@R	15	16	0	0	0

ORG	ORG DESCRIPTION	OBJ	DESCRIPTION	2013 ACTUAL	2014 ACTUAL	2015 ORIGINAL BUDGET	2015 REVISED BUDGET	2016 BUDGET
80405000	Stormwater Administration	51520	Employers KPERS W@R	2,219	2,444	0	0	0
			Object Total	18,449	24,708	0	0	0
01300000	Fire Administration	51525	KP&F	81,525	69,213	75,352	75,352	83,185
01301000	Fire Operations	51525	KP&F	825,607	969,167	1,043,373	1,043,373	1,181,940
01302000	Fire Planning	51525	KP&F	45,439	51,852	85,691	85,691	107,556
01350000	Police Administration	51525	KP&F	65,726	74,801	80,768	80,768	90,699
01351000	Police Investigations	51525	KP&F	170,332	174,303	203,995	212,693	243,291
01352000	Patrol Administration	51525	KP&F	712,649	824,273	914,425	905,727	1,027,469
01503615	BBQ	51525	KP&F	1,926	0	0	0	0
01503618	Cupids Gem	51525	KP&F	44	60	0	0	0
01503620	Freedom Run	51525	KP&F	919	0	0	0	0
			Object Total	1,904,167	2,163,669	2,403,604	2,403,604	2,734,140
01011000	City Administrator	51530	Pension Plan	31,190	40,226	31,405	33,054	34,737
01012000	Communications	51530	Pension Plan	12,165	13,268	12,813	12,813	13,862
01013000	Municipal Court	51530	Pension Plan	21,084	17,458	16,403	16,403	17,599
01014000	City Clerk	51530	Pension Plan	0	0	0	3,848	4,494
01030000	Transfers	51530	Pension Plan	3,284	1,140	0	0	0
01100000	Finance	51530	Pension Plan	42,551	41,247	36,889	33,041	37,843
01110000	Human Resources	51530	Pension Plan	19,625	25,188	26,730	26,730	40,171
01150000	EST Administration	51530	Pension Plan	23,072	12,605	6,330	6,330	6,677
01150012	EST Support Services	51530	Pension Plan	12,216	18,548	28,462	18,245	14,549
01150013	EST Data Analytics	51530	Pension Plan	21,563	28,782	22,933	22,933	29,010
01150014	EST Infrastructure	51530	Pension Plan	10,291	10,098	5,824	16,041	17,488
01180000	Legal	51530	Pension Plan	30,047	31,248	30,946	30,946	33,551
01181000	Prosecution	51530	Pension Plan	16,560	18,687	16,262	16,262	18,656
01200000	CD Administration	51530	Pension Plan	45,883	47,422	42,890	43,638	47,594
01201000	Community Standards	51530	Pension Plan	11,614	12,243	12,133	12,133	10,923
01202000	Building Inspection	51530	Pension Plan	22,574	24,742	30,827	30,827	28,130
01203000	Land Use	51530	Pension Plan	28,306	27,261	23,896	23,896	26,588
01204000	Engineering	51530	Pension Plan	58,478	60,377	68,022	62,744	68,720
01300000	Fire Administration	51530	Pension Plan	42,217	37,227	28,785	28,785	31,314
01301000	Fire Operations	51530	Pension Plan	387,344	407,690	356,585	356,585	398,111
01302000	Fire Planning	51530	Pension Plan	24,384	25,042	33,461	33,461	36,228
01350000	Police Administration	51530	Pension Plan	176,644	183,708	163,133	163,133	177,073
01351000	Police Investigations	51530	Pension Plan	86,367	81,206	72,520	75,492	84,997
01352000	Patrol Administration	51530	Pension Plan	362,686	371,411	331,631	328,659	364,472
01400000	Municipal Services Admin.	51530	Pension Plan	26,009	27,086	27,019	27,019	30,983
01401501	Snow	51530	Pension Plan	4,121	6,185	5,475	5,475	5,775
01401502	Highways & Streets	51530	Pension Plan	62,382	60,402	61,903	61,903	68,540
01402504	Traffic	51530	Pension Plan	21,244	22,145	21,321	21,321	23,070
01403500	Facilities	51530	Pension Plan	27,444	25,396	23,923	23,923	27,896
01404000	Fleet	51530	Pension Plan	36,883	39,573	36,631	36,631	40,856
01500000	Parks & Rec. Administration	51530	Pension Plan	29,271	30,204	29,864	27,467	34,945
01501000	Parks Maint. Administration	51530	Pension Plan	56,750	62,224	94,389	94,389	93,165
01501612	Parks Custodial	51530	Pension Plan	0	0	0	21,234	22,404
01502000	Parks Prog. Administration	51530	Pension Plan	21,609	22,837	21,847	21,847	23,270
01502612	Parks Prog. Custodial	51530	Pension Plan	17,959	19,644	21,234	0	0
01502613	Thompson Barn	51530	Pension Plan	67	22	0	0	0
01503615	BBQ	51530	Pension Plan	1,268	15	1,825	1,825	1,925
01503616	Chili Challenge	51530	Pension Plan	0	0	132	132	139
01503618	Cupids Gem	51530	Pension Plan	15	18	0	0	0
01503620	Freedom Run	51530	Pension Plan	577	0	0	0	0
01503625	Spinach Festival	51530	Pension Plan	0	0	183	183	193
01504628	Adult Fitness	51530	Pension Plan	131	165	0	0	0
01507642	Programs - Nature	51530	Pension Plan	3,660	3,722	3,145	3,145	3,666
28500652	Legler Barn	51530	Pension Plan	32	4	1,944	1,944	1,899
80405000	Stormwater Administration	51530	Pension Plan	14,316	9,204	4,642	4,642	7,235
80405500	Stormwater Maintenance	51530	Pension Plan	28,306	30,062	38,801	38,801	42,107
80405550	Stormwater Development	51530	Pension Plan	11,783	16,995	15,088	15,088	15,565
			Object Total	1,853,973	1,912,727	1,808,246	1,802,968	1,986,420
01010000	Governing Body	51540	Workers Compensation	97	97	128	128	182
01011000	City Administrator	51540	Workers Compensation	471	425	684	736	1,015
01012000	Communications	51540	Workers Compensation	172	217	279	279	405
01013000	Municipal Court	51540	Workers Compensation	689	338	447	447	671
01014000	City Clerk	51540	Workers Compensation	0	0	0	84	131
01030000	Transfers	51540	Workers Compensation	0	4	0	0	0
01100000	Finance	51540	Workers Compensation	616	588	804	720	1,106
01110000	Human Resources	51540	Workers Compensation	8,661	340	582	582	1,020
01150000	EST Administration	51540	Workers Compensation	113	192	138	138	195
01150012	EST Support Services	51540	Workers Compensation	218	225	620	397	425
01150013	EST Data Analytics	51540	Workers Compensation	404	360	500	500	848
01150014	EST Infrastructure	51540	Workers Compensation	187	118	127	350	511
01180000	Legal	51540	Workers Compensation	423	433	680	680	984

ORG	ORG DESCRIPTION	OBJ	DESCRIPTION	2013 ACTUAL	2014 ACTUAL	2015 ORIGINAL BUDGET	2015 REVISED BUDGET	2016 BUDGET
01181000	Prosecution	51540	Workers Compensation	272	272	345	345	550
01200000	CD Administration	51540	Workers Compensation	688	695	1,097	1,097	1,629
01201000	Community Standards	51540	Workers Compensation	312	320	264	264	1,704
01202000	Building Inspection	51540	Workers Compensation	5,774	5,575	10,519	10,519	12,050
01203000	Land Use	51540	Workers Compensation	411	379	520	520	779
01204000	Engineering	51540	Workers Compensation	5,912	6,670	13,616	11,816	17,682
01300000	Fire Administration	51540	Workers Compensation	9,051	6,669	9,041	9,041	13,196
01301000	Fire Operations	51540	Workers Compensation	89,618	92,382	119,458	119,458	179,327
01302000	Fire Planning	51540	Workers Compensation	4,934	5,400	11,120	11,120	16,175
01350000	Police Administration	51540	Workers Compensation	8,925	8,731	12,466	12,466	18,319
01351000	Police Investigations	51540	Workers Compensation	10,082	8,913	13,069	13,624	20,603
01352000	Patrol Administration	51540	Workers Compensation	42,846	43,660	60,107	59,552	88,710
01400000	Municipal Services Admin.	51540	Workers Compensation	2,020	2,097	2,910	2,910	4,388
01401501	Snow	51540	Workers Compensation	1,593	1,836	1,022	1,022	1,446
01401502	Highways & Streets	51540	Workers Compensation	22,147	21,128	29,178	29,178	43,362
01402504	Traffic	51540	Workers Compensation	4,960	4,970	6,987	6,987	10,144
01403500	Facilities	51540	Workers Compensation	5,191	5,087	6,950	6,950	8,179
01404000	Fleet	51540	Workers Compensation	5,779	5,986	8,177	8,177	12,238
01500000	Parks & Rec. Administration	51540	Workers Compensation	889	1,224	1,674	1,622	2,654
01501000	Parks Maint. Administration	51540	Workers Compensation	14,280	12,523	18,145	18,145	27,091
01501612	Parks Custodial	51540	Workers Compensation	0	0	0	8,195	11,731
01502000	Parks Prog. Administration	51540	Workers Compensation	1,429	1,507	2,442	2,442	3,589
01502612	Parks Prog. Custodial	51540	Workers Compensation	5,390	5,244	8,195	0	0
01502613	Thompson Barn	51540	Workers Compensation	100	167	68	68	98
01502653	Parks Prog. NGA	51540	Workers Compensation	51	0	0	0	0
01503615	BBQ	51540	Workers Compensation	352	0	341	341	482
01503616	Chili Challenge	51540	Workers Compensation	0	0	25	25	35
01503618	Cupids Gem	51540	Workers Compensation	3	3	0	0	0
01503620	Freedom Run	51540	Workers Compensation	179	0	0	0	0
01503623	Other Events	51540	Workers Compensation	1	1	0	0	0
01503625	Spinach Festival	51540	Workers Compensation	0	0	34	34	48
01504628	Adult Fitness	51540	Workers Compensation	20	46	51	51	74
01504629	Senior Programs	51540	Workers Compensation	0	0	58	58	84
01504630	Adult Sports	51540	Workers Compensation	11	0	16	16	23
01504631	Adult Trips	51540	Workers Compensation	0	0	30	30	44
01504632	Parks & Recreation - Other	51540	Workers Compensation	0	0	29	29	42
01505634	Youth Sports	51540	Workers Compensation	0	0	16	16	39
01505636	Camps & Shows	51540	Workers Compensation	0	0	19	19	27
01506640	Prog Dance	51540	Workers Compensation	45	45	112	112	163
01507642	Programs - Nature	51540	Workers Compensation	467	474	612	612	957
01509646	Swimming Pools	51540	Workers Compensation	0	0	511	511	745
01509647	Ad Astra Pool	51540	Workers Compensation	1,105	1,134	1,675	1,675	2,442
01509648	Flat Rock Creek Pool	51540	Workers Compensation	1,213	1,147	1,530	1,530	2,230
01509649	Indian Trails Pool	51540	Workers Compensation	2,036	2,171	2,820	2,820	4,110
01509651	Swim Team	51540	Workers Compensation	57	64	418	418	609
28500652	Legler Barn	51540	Workers Compensation	34	32	42	42	71
80405000	Stormwater Administration	51540	Workers Compensation	521	433	578	578	833
80405500	Stormwater Maintenance	51540	Workers Compensation	12,625	12,088	18,373	18,373	26,754
80405550	Stormwater Development	51540	Workers Compensation	1,866	2,061	2,916	2,916	3,980
			Object Total	275,240	264,471	372,565	370,765	546,929
01010000	Governing Body	51545	Unemployment	0	0	361	361	319
01011000	City Administrator	51545	Unemployment	1,607	1,591	2,262	2,438	2,073
01012000	Communications	51545	Unemployment	601	810	950	950	851
01013000	Municipal Court	51545	Unemployment	1,283	1,252	1,543	1,543	1,428
01014000	City Clerk	51545	Unemployment	0	0	0	290	280
01030000	Transfers	51545	Unemployment	238	131	0	0	0
01100000	Finance	51545	Unemployment	2,083	2,141	2,738	2,448	2,322
01110000	Human Resources	51545	Unemployment	938	1,254	1,591	1,591	2,134
01150000	EST Administration	51545	Unemployment	392	714	466	466	407
01150012	EST Support Services	51545	Unemployment	737	811	2,116	1,351	887
01150013	EST Data Analytics	51545	Unemployment	1,360	1,311	1,713	1,713	1,778
01150014	EST Infrastructure	51545	Unemployment	633	435	428	1,193	1,064
01180000	Legal	51545	Unemployment	1,449	1,591	2,355	2,355	2,101
01181000	Prosecution	51545	Unemployment	893	979	1,210	1,210	1,186
01200000	CD Administration	51545	Unemployment	2,354	2,537	3,179	3,179	2,928
01201000	Community Standards	51545	Unemployment	600	644	909	909	788
01202000	Building Inspection	51545	Unemployment	1,271	1,304	2,323	2,323	1,915
01203000	Land Use	51545	Unemployment	1,408	1,381	1,795	1,795	1,652
01204000	Engineering	51545	Unemployment	2,836	3,154	5,109	4,711	4,304
01300000	Fire Administration	51545	Unemployment	2,122	1,722	2,138	2,138	1,923
01301000	Fire Operations	51545	Unemployment	18,932	20,905	26,863	26,863	24,826
01302000	Fire Planning	51545	Unemployment	1,039	1,227	2,652	2,652	2,371
01350000	Police Administration	51545	Unemployment	8,824	9,637	12,262	12,262	11,028
01351000	Police Investigations	51545	Unemployment	4,182	3,967	5,373	5,597	5,212
01352000	Patrol Administration	51545	Unemployment	17,620	19,215	24,939	24,715	22,683

ORG	ORG DESCRIPTION	OBJ	DESCRIPTION	2013 ACTUAL	2014 ACTUAL	2015 ORIGINAL BUDGET	2015 REVISED BUDGET	2016 BUDGET
01400000	Municipal Services Admin.	51545	Unemployment	1,247	1,525	1,978	1,978	1,889
01401501	Snow	51545	Unemployment	311	380	413	413	360
01401502	Highways & Streets	51545	Unemployment	3,453	3,519	4,664	4,664	4,275
01402504	Traffic	51545	Unemployment	1,112	1,192	1,597	1,597	1,431
01403500	Facilities	51545	Unemployment	1,306	1,370	1,788	1,788	1,724
01404000	Fleet	51545	Unemployment	1,889	2,111	2,707	2,707	2,501
01500000	Parks & Rec. Administration	51545	Unemployment	1,529	1,664	2,181	2,005	2,198
01501000	Parks Maint. Administration	51545	Unemployment	4,910	5,217	7,100	7,100	6,581
01501612	Parks Custodial	51545	Unemployment	0	0	0	2,093	1,849
01502000	Parks Prog. Administration	51545	Unemployment	1,134	1,340	1,771	1,771	1,619
01502612	Parks Prog. Custodial	51545	Unemployment	1,338	1,397	2,093	0	0
01502613	Thompson Barn	51545	Unemployment	126	180	236	236	211
01502653	Parks Prog. NGA	51545	Unemployment	13	0	0	0	0
01503615	BBQ	51545	Unemployment	128	2	138	138	120
01503616	Chili Challenge	51545	Unemployment	0	0	10	10	9
01503618	Cupids Gem	51545	Unemployment	1	1	0	0	0
01503620	Freedom Run	51545	Unemployment	53	0	0	0	0
01503623	Other Events	51545	Unemployment	1	0	0	0	0
01503625	Spinach Festival	51545	Unemployment	0	0	14	14	12
01504628	Adult Fitness	51545	Unemployment	24	58	54	54	48
01504629	Senior Programs	51545	Unemployment	0	0	61	61	55
01504630	Adult Sports	51545	Unemployment	4	0	17	17	15
01504631	Adult Trips	51545	Unemployment	0	0	32	32	29
01504632	Parks & Recreation - Other	51545	Unemployment	0	0	30	30	27
01505634	Youth Sports	51545	Unemployment	0	0	17	17	25
01505636	Camps & Shows	51545	Unemployment	0	0	20	20	18
01506640	Prog Dance	51545	Unemployment	49	53	119	119	107
01507642	Programs - Nature	51545	Unemployment	182	206	232	232	224
01509646	Swimming Pools	51545	Unemployment	0	0	130	130	117
01509647	Ad Astra Pool	51545	Unemployment	291	320	427	427	384
01509648	Flat Rock Creek Pool	51545	Unemployment	323	325	390	390	351
01509649	Indian Trails Pool	51545	Unemployment	537	613	719	719	646
01509651	Swim Team	51545	Unemployment	16	18	106	106	96
28500652	Legler Barn	51545	Unemployment	41	39	173	173	152
80405000	Stormwater Administration	51545	Unemployment	515	493	586	586	440
80405500	Stormwater Maintenance	51545	Unemployment	1,977	2,004	2,924	2,924	2,627
80405550	Stormwater Development	51545	Unemployment	725	865	1,137	1,137	971
			Object Total	96,637	103,605	139,139	138,741	127,571
01011000	City Administrator	51550	Health Insurance	47,361	41,488	49,940	56,840	69,600
01012000	Communications	51550	Health Insurance	20,026	17,502	41,400	41,400	43,500
01013000	Municipal Court	51550	Health Insurance	39,756	50,538	64,000	64,000	87,000
01014000	City Clerk	51550	Health Insurance	0	0	0	13,800	14,500
01030000	Transfers	51550	Health Insurance	0	1,115	0	0	0
01100000	Finance	51550	Health Insurance	92,221	89,241	96,600	82,800	87,000
01110000	Human Resources	51550	Health Insurance	28,330	42,261	55,720	55,720	92,800
01150000	EST Administration	51550	Health Insurance	12,847	16,567	13,800	13,800	14,500
01150012	EST Support Services	51550	Health Insurance	36,175	40,397	82,800	55,200	43,500
01150013	EST Data Analytics	51550	Health Insurance	53,965	52,848	69,000	69,000	87,000
01150014	EST Infrastructure	51550	Health Insurance	28,260	13,676	13,800	41,400	43,500
01180000	Legal	51550	Health Insurance	57,929	49,368	59,600	59,600	72,500
01181000	Prosecution	51550	Health Insurance	51,857	41,401	45,800	45,800	43,500
01200000	CD Administration	51550	Health Insurance	98,767	110,052	135,500	135,500	134,850
01201000	Community Standards	51550	Health Insurance	51,444	53,497	45,800	45,800	43,500
01202000	Building Inspection	51550	Health Insurance	56,520	62,430	91,600	91,600	87,000
01203000	Land Use	51550	Health Insurance	68,758	69,492	69,000	69,000	72,500
01204000	Engineering	51550	Health Insurance	128,444	150,854	211,400	183,800	203,000
01300000	Fire Administration	51550	Health Insurance	80,407	53,617	55,200	55,200	58,000
01301000	Fire Operations	51550	Health Insurance	1,073,061	1,138,808	1,076,400	1,076,400	1,160,000
01302000	Fire Planning	51550	Health Insurance	52,741	53,142	69,000	69,000	72,500
01350000	Police Administration	51550	Health Insurance	452,895	493,002	560,800	560,800	623,500
01351000	Police Investigations	51550	Health Insurance	213,767	178,763	207,000	220,800	232,000
01352000	Patrol Administration	51550	Health Insurance	841,008	926,150	1,067,000	1,053,200	1,116,500
01400000	Municipal Services Admin.	51550	Health Insurance	43,128	44,683	73,400	73,400	89,900
01401501	Snow	51550	Health Insurance	15,258	17,996	0	0	0
01401502	Highways & Streets	51550	Health Insurance	186,006	176,772	289,800	289,800	304,500
01402504	Traffic	51550	Health Insurance	46,043	64,579	82,800	82,800	87,000
01403500	Facilities	51550	Health Insurance	79,849	80,474	82,800	82,800	87,000
01404000	Fleet	51550	Health Insurance	117,396	121,958	138,000	138,000	145,000
01500000	Parks & Rec. Administration	51550	Health Insurance	59,326	63,728	86,600	79,700	94,250
01501000	Parks Maint. Administration	51550	Health Insurance	183,734	201,943	399,000	399,000	406,000
01501612	Parks Custodial	51550	Health Insurance	0	0	0	110,400	116,000
01502000	Parks Prog. Administration	51550	Health Insurance	56,493	48,481	64,000	64,000	87,000
01502612	Parks Prog. Custodial	51550	Health Insurance	86,493	86,529	110,400	0	0
01503615	BBQ	51550	Health Insurance	3,962	0	0	0	0
01503618	Cupids Gem	51550	Health Insurance	45	75	0	0	0

ORG	ORG DESCRIPTION	OBJ	DESCRIPTION	2013 ACTUAL	2014 ACTUAL	2015 ORIGINAL BUDGET	2015 REVISED BUDGET	2016 BUDGET
01503620	Freedom Run	51550	Health Insurance	1,609	0	0	0	0
01504628	Adult Fitness	51550	Health Insurance	353	347	0	0	0
01507642	Programs - Nature	51550	Health Insurance	10,680	11,112	13,800	13,800	14,500
28500652	Legler Barn	51550	Health Insurance	0	0	4,400	4,400	14,500
80405000	Stormwater Administration	51550	Health Insurance	26,750	24,713	16,560	16,560	17,400
80405500	Stormwater Maintenance	51550	Health Insurance	103,129	104,840	193,200	193,200	203,000
80405550	Stormwater Development	51550	Health Insurance	37,474	42,505	41,400	41,400	43,500
			Object Total	4,644,269	4,836,944	5,777,320	5,749,720	6,211,800
01011000	City Administrator	51555	Short Term Disability	69	78	105	120	150
01012000	Communications	51555	Short Term Disability	64	70	90	90	90
01013000	Municipal Court	51555	Short Term Disability	95	95	150	150	120
01014000	City Clerk	51555	Short Term Disability	0	0	0	30	30
01030000	Transfers	51555	Short Term Disability	0	1	0	0	0
01100000	Finance	51555	Short Term Disability	167	158	210	180	180
01110000	Human Resources	51555	Short Term Disability	74	90	102	102	180
01150000	EST Administration	51555	Short Term Disability	16	51	30	30	30
01150012	EST Support Services	51555	Short Term Disability	64	70	180	120	90
01150013	EST Data Analytics	51555	Short Term Disability	115	112	150	150	180
01150014	EST Infrastructure	51555	Short Term Disability	47	29	30	90	90
01180000	Legal	51555	Short Term Disability	125	125	120	120	150
01181000	Prosecution	51555	Short Term Disability	100	102	90	90	90
01200000	CD Administration	51555	Short Term Disability	253	250	315	315	300
01201000	Community Standards	51555	Short Term Disability	71	72	90	90	90
01202000	Building Inspection	51555	Short Term Disability	95	109	180	180	180
01203000	Land Use	51555	Short Term Disability	117	114	150	150	150
01204000	Engineering	51555	Short Term Disability	235	243	450	390	390
01300000	Fire Administration	51555	Short Term Disability	127	95	120	120	120
01301000	Fire Operations	51555	Short Term Disability	1,801	1,814	2,400	2,400	2,400
01302000	Fire Planning	51555	Short Term Disability	71	71	180	180	150
01350000	Police Administration	51555	Short Term Disability	906	926	1,260	1,260	1,260
01351000	Police Investigations	51555	Short Term Disability	354	331	480	510	480
01352000	Patrol Administration	51555	Short Term Disability	1,746	1,752	2,370	2,340	2,310
01400000	Municipal Services Admin.	51555	Short Term Disability	135	128	180	180	186
01401501	Snow	51555	Short Term Disability	59	69	30	30	0
01401502	Highways & Streets	51555	Short Term Disability	485	431	660	660	630
01402504	Traffic	51555	Short Term Disability	122	124	210	210	180
01403500	Facilities	51555	Short Term Disability	142	146	210	210	165
01404000	Fleet	51555	Short Term Disability	254	252	330	330	300
01500000	Parks & Rec. Administration	51555	Short Term Disability	115	117	150	135	180
01501000	Parks Maint. Administration	51555	Short Term Disability	388	381	840	840	840
01501612	Parks Custodial	51555	Short Term Disability	0	0	0	270	240
01502000	Parks Prog. Administration	51555	Short Term Disability	90	95	150	150	120
01502612	Parks Prog. Custodial	51555	Short Term Disability	189	184	270	0	0
01503615	BBQ	51555	Short Term Disability	16	0	0	0	0
01503620	Freedom Run	51555	Short Term Disability	6	0	0	0	0
01504628	Adult Fitness	51555	Short Term Disability	2	1	0	0	0
01507642	Programs - Nature	51555	Short Term Disability	24	24	30	30	30
28500652	Legler Barn	51555	Short Term Disability	0	0	0	0	0
80405000	Stormwater Administration	51555	Short Term Disability	64	64	66	66	36
80405500	Stormwater Maintenance	51555	Short Term Disability	249	242	450	450	420
80405550	Stormwater Development	51555	Short Term Disability	66	71	90	90	90
			Object Total	9,117	9,087	12,918	12,858	12,627
01011000	City Administrator	51565	Life Insurance	810	826	837	904	1,083
01012000	Communications	51565	Life Insurance	345	420	358	358	432
01013000	Municipal Court	51565	Life Insurance	413	410	356	356	450
01014000	City Clerk	51565	Life Insurance	0	0	0	108	140
01030000	Transfers	51565	Life Insurance	0	8	0	0	0
01100000	Finance	51565	Life Insurance	1,232	1,176	1,030	922	1,180
01110000	Human Resources	51565	Life Insurance	419	550	621	621	1,016
01150000	EST Administration	51565	Life Insurance	225	383	177	177	208
01150012	EST Support Services	51565	Life Insurance	436	449	796	510	453
01150013	EST Data Analytics	51565	Life Insurance	808	720	642	642	905
01150014	EST Infrastructure	51565	Life Insurance	373	237	163	449	545
01180000	Legal	51565	Life Insurance	846	867	749	749	923
01181000	Prosecution	51565	Life Insurance	460	456	381	381	507
01200000	CD Administration	51565	Life Insurance	1,342	1,353	1,169	1,169	1,456
01201000	Community Standards	51565	Life Insurance	338	341	293	293	340
01202000	Building Inspection	51565	Life Insurance	601	674	714	714	876
01203000	Land Use	51565	Life Insurance	823	759	667	667	828
01204000	Engineering	51565	Life Insurance	1,651	1,687	1,836	1,688	2,090
01300000	Fire Administration	51565	Life Insurance	1,231	926	804	804	976
01301000	Fire Operations	51565	Life Insurance	11,203	11,547	9,970	9,970	12,405
01302000	Fire Planning	51565	Life Insurance	615	620	935	935	1,129
01350000	Police Administration	51565	Life Insurance	4,969	5,198	4,411	4,411	5,479

ORG	ORG DESCRIPTION	OBJ	DESCRIPTION	2013 ACTUAL	2014 ACTUAL	2015 ORIGINAL BUDGET	2015 REVISED BUDGET	2016 BUDGET
01351000	Police Investigations	51565	Life Insurance	2,445	2,159	2,025	2,108	2,650
01352000	Patrol Administration	51565	Life Insurance	10,228	10,430	9,211	9,128	11,356
01400000	Municipal Services Admin.	51565	Life Insurance	726	745	683	683	964
01401501	Snow	51565	Life Insurance	156	175	153	153	180
01401502	Highways & Streets	51565	Life Insurance	1,774	1,688	1,730	1,730	2,138
01402504	Traffic	51565	Life Insurance	612	619	595	595	719
01403500	Facilities	51565	Life Insurance	764	749	668	668	707
01404000	Fleet	51565	Life Insurance	1,119	1,159	1,025	1,025	1,273
01500000	Parks & Rec. Administration	51565	Life Insurance	712	733	695	628	950
01501000	Parks Maint. Administration	51565	Life Insurance	1,638	1,719	2,274	2,274	2,904
01501612	Parks Custodial	51565	Life Insurance	0	0	0	594	699
01502000	Parks Prog. Administration	51565	Life Insurance	548	519	460	460	571
01502612	Parks Prog. Custodial	51565	Life Insurance	668	653	594	0	0
01503615	BBQ	51565	Life Insurance	52	0	0	0	0
01503618	Cupids Gem	51565	Life Insurance	1	1	0	0	0
01503620	Freedom Run	51565	Life Insurance	23	0	0	0	0
01504628	Adult Fitness	51565	Life Insurance	3	3	0	0	0
01507642	Programs - Nature	51565	Life Insurance	104	103	88	88	114
28500652	Legler Barn	51565	Life Insurance	0	0	0	0	0
80405000	Stormwater Administration	51565	Life Insurance	299	269	129	129	225
80405500	Stormwater Maintenance	51565	Life Insurance	906	881	1,084	1,084	1,314
80405550	Stormwater Development	51565	Life Insurance	424	473	421	421	486
			Object Total	52,344	52,685	48,744	48,596	60,671
01011000	City Administrator	51570	Employee Assistance Program	66	82	118	132	132
01012000	Communications	51570	Employee Assistance Program	69	76	82	82	82
01013000	Municipal Court	51570	Employee Assistance Program	130	177	192	192	165
01014000	City Clerk	51570	Employee Assistance Program	0	0	0	27	28
01100000	Finance	51570	Employee Assistance Program	182	173	192	165	165
01110000	Human Resources	51570	Employee Assistance Program	71	136	148	148	176
01150000	EST Administration	51570	Employee Assistance Program	16	56	27	27	28
01150012	EST Support Services	51570	Employee Assistance Program	69	77	165	110	82
01150013	EST Data Analytics	51570	Employee Assistance Program	123	123	137	137	165
01150014	EST Infrastructure	51570	Employee Assistance Program	52	32	27	82	82
01180000	Legal	51570	Employee Assistance Program	102	104	137	137	165
01181000	Prosecution	51570	Employee Assistance Program	75	98	110	110	110
01200000	CD Administration	51570	Employee Assistance Program	243	264	330	330	283
01201000	Community Standards	51570	Employee Assistance Program	78	79	110	110	82
01202000	Building Inspection	51570	Employee Assistance Program	104	119	220	220	165
01203000	Land Use	51570	Employee Assistance Program	127	125	137	137	138
01204000	Engineering	51570	Employee Assistance Program	254	264	440	385	385
01300000	Fire Administration	51570	Employee Assistance Program	138	104	110	110	110
01301000	Fire Operations	51570	Employee Assistance Program	1,978	1,985	2,199	2,199	2,199
01302000	Fire Planning	51570	Employee Assistance Program	78	78	165	165	137
01350000	Police Administration	51570	Employee Assistance Program	985	1,031	1,210	1,210	1,182
01351000	Police Investigations	51570	Employee Assistance Program	373	356	440	467	440
01352000	Patrol Administration	51570	Employee Assistance Program	1,873	1,944	2,199	2,172	2,117
01400000	Municipal Services Admin.	51570	Employee Assistance Program	106	141	192	192	170
01401501	Snow	51570	Employee Assistance Program	32	37	27	27	0
01401502	Highways & Streets	51570	Employee Assistance Program	427	399	605	605	577
01402504	Traffic	51570	Employee Assistance Program	122	127	192	192	165
01403500	Facilities	51570	Employee Assistance Program	156	149	192	192	165
01404000	Fleet	51570	Employee Assistance Program	247	250	302	302	275
01500000	Parks & Rec. Administration	51570	Employee Assistance Program	111	208	261	247	261
01501000	Parks Maint. Administration	51570	Employee Assistance Program	371	408	935	935	770
01501612	Parks Custodial	51570	Employee Assistance Program	0	0	0	247	220
01502000	Parks Prog. Administration	51570	Employee Assistance Program	98	149	192	192	165
01502612	Parks Prog. Custodial	51570	Employee Assistance Program	204	200	247	0	0
01502613	Thompson Barn	51570	Employee Assistance Program	0	1	0	0	0
01503615	BBQ	51570	Employee Assistance Program	9	0	0	0	0
01503620	Freedom Run	51570	Employee Assistance Program	3	0	0	0	0
01504628	Adult Fitness	51570	Employee Assistance Program	1	2	0	0	0
01507642	Programs - Nature	51570	Employee Assistance Program	26	26	27	27	27
28500652	Legler Barn	51570	Employee Assistance Program	0	0	0	0	24
80405000	Stormwater Administration	51570	Employee Assistance Program	52	48	60	60	33
80405500	Stormwater Maintenance	51570	Employee Assistance Program	226	227	412	412	385
80405550	Stormwater Development	51570	Employee Assistance Program	72	78	82	82	82
			Object Total	9,449	9,933	12,621	12,566	11,937
01013000	Municipal Court	51575	Other Benefits	12	37	0	0	0
01110000	Human Resources	51575	Other Benefits	893	0	0	0	0
01200000	CD Administration	51575	Other Benefits	12	0	0	0	0
01202000	Building Inspection	51575	Other Benefits	0	18	0	0	0
01203000	Land Use	51575	Other Benefits	15	0	0	0	0
01301000	Fire Operations	51575	Other Benefits	0	83	0	0	0
01350000	Police Administration	51575	Other Benefits	15	0	0	0	0

ORG	ORG DESCRIPTION	OBJ	DESCRIPTION	2013 ACTUAL	2014 ACTUAL	2015 ORIGINAL BUDGET	2015 REVISED BUDGET	2016 BUDGET
01351000	Police Investigations	51575	Other Benefits	0	74	0	0	0
01402504	Traffic	51575	Other Benefits	0	52	0	0	0
01500000	Parks & Rec. Administration	51575	Other Benefits	0	19	0	0	0
80405500	Stormwater Maintenance	51575	Other Benefits	0	37	0	0	0
			Object Total	947	320	0	0	0
80000000	Stormwater GAAP	51900	OPEB	5,198	8,205	0	0	0
			Object Total	5,198	8,205	0	0	0
80000000	Stormwater GAAP	51910	Compensated Absence	1,960	7,543	0	0	0
			Object Total	1,960	7,543	0	0	0
80000000	Stormwater GAAP	51920	Net Pension Obligation	-4,536	-13,686	0	0	0
			Object Total	-4,536	-13,686	0	0	0
			Personal Services Total	35,509,531	36,059,634	41,305,927	41,185,290	43,556,077

ORG	ORG DESCRIPTION	OBJ	DESCRIPTION	2013 ACTUAL	2014 ACTUAL	2015 ORIGINAL BUDGET	2015 REVISED BUDGET	2016 BUDGET
01011000	City Administrator	52100	Services	425	0	1,000	1,000	0
01150000	EST Administration	52100	Services	472	4,623	85,230	85,230	85,230
01150012	EST Support Services	52100	Services	6,532	0	0	0	0
01150014	EST Infrastructure	52100	Services	2,495	0	0	0	0
01200000	CD Administration	52100	Services	195	-620	8,000	8,000	0
01201000	Community Standards	52100	Services	0	0	30,000	30,000	30,000
01202000	Building Inspection	52100	Services	10	0	3,000	3,000	3,000
01203000	Land Use	52100	Services	0	5,000	10,000	10,000	11,750
01204000	Engineering	52100	Services	9,461	62,491	13,250	13,250	216,000
01300000	Fire Administration	52100	Services	30,073	24,864	44,541	44,541	75,541
01300303	Fire Prof. Development	52100	Services	0	0	0	0	5,000
01303316	Fire Logistics Equipment	52100	Services	0	0	5,000	5,000	5,000
01350000	Police Administration	52100	Services	118,487	111,073	125,000	125,000	125,000
01350401	Police Towers	52100	Services	7,796	4,500	32,509	32,509	32,509
01351000	Police Investigations	52100	Services	89	480	2,052	2,052	2,052
01352405	Patrol ACO	52100	Services	1,890	0	0	0	0
01503619	Enchanted Forest	52100	Services	144	0	0	0	0
01503625	Spinach Festival	52100	Services	2,000	0	0	0	0
01504628	Adult Fitness	52100	Services	120	0	0	0	0
01506637	Arts Council	52100	Services	60	0	0	0	0
06700000	Debt Service	52100	Services	15,253	10,962	0	0	0
28500652	Legler Barn	52100	Services	227	238	0	0	0
			Object Total	195,729	223,611	359,582	359,582	591,082
01352000	Patrol Administration	52103	Animal Boarding	19,931	27,240	29,052	29,052	29,052
			Object Total	19,931	27,240	29,052	29,052	29,052
01400000	Municipal Services Admin.	52104	Animal Waste Disposal	0	343	0	0	0
01401502	Highways & Streets	52104	Animal Waste Disposal	3,876	3,280	4,000	4,000	4,000
			Object Total	3,876	3,623	4,000	4,000	4,000
01180000	Legal	52106	Appraisal Services	1,750	4,450	5,000	5,000	4,250
			Object Total	1,750	4,450	5,000	5,000	4,250
01100000	Finance	52109	Auditing Services	58,550	60,885	63,350	63,350	65,050
			Object Total	58,550	60,885	63,350	63,350	65,050
01100000	Finance	52110	Banking Services	11,534	17,131	21,000	21,000	23,000
			Object Total	11,534	17,131	21,000	21,000	23,000
01180000	Legal	52111	Bond Counsel	0	0	3,765	3,765	3,765
			Object Total	0	0	3,765	3,765	3,765
01110000	Human Resources	52113	Bond Registration	166	0	0	0	0
			Object Total	166	0	0	0	0
01100000	Finance	52118	Credit Card Processing	37,219	54,476	40,000	40,000	60,000
			Object Total	37,219	54,476	40,000	40,000	60,000
28054000	Economic Development - CVB	52120	Convention & Visitors Bureau	220,000	220,000	220,000	220,000	220,000
			Object Total	220,000	220,000	220,000	220,000	220,000
01401502	Highways & Streets	52121	Dumpster - Regular Trash	2,390	1,521	4,200	4,200	4,200
			Object Total	2,390	1,521	4,200	4,200	4,200
01401502	Highways & Streets	52122	Dumpster - Program	7,043	9,579	43,600	43,600	23,500
			Object Total	7,043	9,579	43,600	43,600	23,500
28055000	Economic Development - EDC	52124	Economic Development Council	300,000	300,000	300,000	325,000	325,000
			Object Total	300,000	300,000	300,000	325,000	325,000
01403500	Facilities	52126	Engineering - Design	0	132	1,000	1,000	1,000
80405000	Stormwater Administration	52126	Engineering - Design	0	0	0	0	30,000
			Object Total	0	132	1,000	1,000	31,000
80405000	Stormwater Administration	52129	Engineering - Material Testing	0	72,730	20,000	20,000	0
			Object Total	0	72,730	20,000	20,000	0
01110000	Human Resources	52134	Human Resources Services	0	46,200	25,000	25,000	25,000
			Object Total	0	46,200	25,000	25,000	25,000
01110000	Human Resources	52138	Insurance Services	981	0	0	0	0
01180000	Legal	52138	Insurance Services	0	0	19,750	19,750	19,000
			Object Total	981	0	19,750	19,750	19,000

ORG	ORG DESCRIPTION	OBJ	DESCRIPTION	2013 ACTUAL	2014 ACTUAL	2015 ORIGINAL BUDGET	2015 REVISED BUDGET	2016 BUDGET
01013000	Municipal Court	52140	Interpreter Services	7,278	9,663	8,750	8,750	10,750
			Object Total	7,278	9,663	8,750	8,750	10,750
01100000	Finance	52142	Investment Fees	800	725	1,000	1,000	6,500
			Object Total	800	725	1,000	1,000	6,500
01401502	Highways & Streets	52146	Landfill disposal	15,695	16,430	25,300	25,300	25,300
80405500	Stormwater Maintenance	52146	Landfill disposal	0	2,170	3,000	3,000	3,000
			Object Total	15,695	18,600	28,300	28,300	28,300
01303316	Fire Logistics Equipment	52148	Laundry/Sanitation Services	0	5,970	15,000	15,000	15,000
01350000	Police Administration	52148	Laundry/Sanitation Services	9,932	5,466	15,000	15,000	15,000
01352000	Patrol Administration	52148	Laundry/Sanitation Services	20,588	21,158	22,106	22,106	22,106
01404000	Fleet	52148	Laundry/Sanitation Services	6,065	8,928	11,400	11,400	11,400
01501612	Parks Custodial	52148	Laundry/Sanitation Services	0	0	0	1,640	2,000
01502612	Parks Prog. Custodial	52148	Laundry/Sanitation Services	1,592	1,625	1,640	0	0
			Object Total	38,177	43,147	65,146	65,146	65,506
01110000	Human Resources	52150	Legal Services	23,964	53,178	35,000	35,000	35,000
01180000	Legal	52150	Legal Services	18,534	2,011	7,500	7,500	7,500
01181000	Prosecution	52150	Legal Services	0	0	2,645	2,645	2,645
			Object Total	42,499	55,189	45,145	45,145	45,145
01110000	Human Resources	52153	Medical Services	26	0	0	0	0
01111011	Recruiting	52153	Medical Services	333	0	0	0	0
01352000	Patrol Administration	52153	Medical Services	33	0	0	0	0
			Object Total	392	0	0	0	0
01201000	Community Standards	52154	Mowing (Weeds)	8,650	11,455	0	0	0
			Object Total	8,650	11,455	0	0	0
01201000	Community Standards	52155	Mowing (Nuisance)	3,123	11,358	0	0	0
			Object Total	3,123	11,358	0	0	0
01011000	City Administrator	52156	Offsite Storage	34	271	0	0	500
01012000	Communications	52156	Offsite Storage	0	0	1,800	1,800	1,800
01014000	City Clerk	52156	Offsite Storage	0	0	0	0	0
01100000	Finance	52156	Offsite Storage	1,912	9,378	2,500	2,500	3,000
01110000	Human Resources	52156	Offsite storage	603	745	700	700	700
01150000	EST Administration	52156	Offsite Storage	0	114	0	0	150
01150014	EST Infrastructure	52156	Offsite Storage	0	128	0	0	0
01180000	Legal	52156	Offsite Storage	399	390	0	0	1,000
01200000	CD Administration	52156	Offsite Storage	1,549	4,494	0	0	5,000
01300000	Fire Administration	52156	Offsite Storage	124	154	0	0	0
01350000	Police Administration	52156	Offsite Storage	504	533	0	0	0
01500000	Parks & Rec. Administration	52156	Offsite Storage	83	89	0	0	0
			Object Total	5,208	16,296	5,000	5,000	12,150
01100000	Finance	52158	Other Financial Services	3,500	8,984	8,500	8,500	9,000
01150012	EST Support Services	52158	Other Financial Services	1,171	3,268	0	0	0
			Object Total	4,671	12,252	8,500	8,500	9,000
01010000	Governing Body	52159	Other Professional Services	12,790	2,430	15,000	15,000	10,000
01011000	City Administrator	52159	Other Professional Services	103	29,665	30,000	30,000	30,000
01012000	Communications	52159	Other Professional Services	0	7,087	19,000	19,000	29,000
01013000	Municipal Court	52159	Other Professional Services	41,207	35,198	49,620	49,620	67,620
01100000	Finance	52159	Other Professional Services	1,353	2,670	6,300	6,300	6,300
01110000	Human Resources	52159	Other Professional Services	9,783	3,980	0	0	0
01111011	Recruiting	52159	Other Professional Services	1,259	0	0	0	0
01150000	EST Administration	52159	Other Professional Services	10,200	0	0	0	0
01150012	EST Support Services	52159	Other Professional Services	26,349	11,970	0	0	0
01150013	EST Data Analytics	52159	Other Professional Services	7,249	28,300	0	0	0
01150014	EST Infrastructure	52159	Other Professional Services	1,518	47,869	0	0	0
01180000	Legal	52159	Other Professional Services	18,000	18,604	12,000	12,000	0
01200000	CD Administration	52159	Other Professional Services	3,307	2,744	0	127,035	3,000
01202000	Building Inspection	52159	Other Professional Services	0	12,425	0	0	0
01203000	Land Use	52159	Other Professional Services	2,613	0	0	0	0
01204000	Engineering	52159	Other Professional Services	2,300	1,114	0	0	0
01303500	Fire Logistics Facilities	52159	Other Professional Services	1,180	0	0	0	0
01350000	Police Administration	52159	Other Professional Services	37,304	23,413	17,020	17,020	19,520
01350401	Police Towers	52159	Other Professional Services	0	84	5,940	5,940	5,940
01351000	Police Investigations	52159	Other Professional Services	472	6,703	7,798	7,798	7,798
01352000	Patrol Administration	52159	Other Professional Services	5,184	6,103	11,670	11,670	11,670
01352402	Patrol K9	52159	Other Professional Services	1,200	0	0	0	0
01352405	Patrol ACO	52159	Other Professional Services	893	0	0	0	0

ORG	ORG DESCRIPTION	OBJ	DESCRIPTION	2013 ACTUAL	2014 ACTUAL	2015 ORIGINAL BUDGET	2015 REVISED BUDGET	2016 BUDGET
01400000	Municipal Services Admin.	52159	Other Professional Services	137	3,360	5,400	5,400	5,400
01401501	Snow	52159	Other Professional Services	0	0	10,000	10,000	10,000
01401502	Highways & Streets	52159	Other Professional Services	5,974	4,660	8,000	8,000	8,000
01402503	Street Lights	52159	Other Professional Services	106,623	217,858	29,600	29,600	100,000
01402504	Traffic	52159	Other Professional Services	157,338	18,392	84,100	84,100	84,100
01403500	Facilities	52159	Other Professional Services	129,592	137,178	145,775	145,775	145,800
01404000	Fleet	52159	Other Professional Services	2,617	1,788	2,440	2,440	12,500
01500000	Parks & Rec. Administration	52159	Other Professional Services	208	771	0	0	0
01501000	Parks Maint. Administration	52159	Other Professional Services	13,803	0	1,053	1,053	1,053
01501612	Parks Custodial	52159	Other Professional Services	0	0	0	9,211	9,211
01502000	Parks Prog. Administration	52159	Other Professional Services	20	0	859	859	859
01502612	Parks Prog. Custodial	52159	Other Professional Services	10,775	9,185	9,211	0	0
01502613	Thompson Barn	52159	Other Professional Services	96,149	17,630	2,124	2,124	2,124
01503615	BBQ	52159	Other Professional Services	19,422	18,326	8,584	8,584	18,584
01503617	Community Days	52159	Other Professional Services	500	50	511	511	511
01503618	Cupids Gem	52159	Other Professional Services	250	451	300	300	300
01503620	Freedom Run	52159	Other Professional Services	270	6,977	300	300	300
01503621	Holiday Lights	52159	Other Professional Services	368	300	300	300	300
01503623	Other Events	52159	Other Professional Services	0	300	366	366	366
01503624	Bike Ride	52159	Other Professional Services	1,754	311	3,500	3,500	3,500
01503626	Senior Banquet	52159	Other Professional Services	4,155	4,331	3,875	3,875	4,375
01504628	Adult Fitness	52159	Other Professional Services	7,046	7,014	12,416	12,416	12,416
01504629	Senior Programs	52159	Other Professional Services	115	3,729	2,100	2,100	7,089
01504630	Adult Sports	52159	Other Professional Services	1,976	0	7,500	7,500	7,500
01504631	Adult Trips	52159	Other Professional Services	0	0	0	0	19,551
01504632	Parks & Recreation - Other	52159	Other Professional Services	0	0	3,580	3,580	3,580
01505634	Youth Sports	52159	Other Professional Services	1,709	2,392	8,000	8,000	8,000
01505635	Arts & Crafts	52159	Other Professional Services	2,583	1,026	10,571	10,571	10,571
01505636	Camps & Shows	52159	Other Professional Services	3,062	2,347	5,000	5,000	13,000
01506637	Arts Council	52159	Other Professional Services	11,712	15,585	15,200	15,200	20,700
01506638	Prog Cook	52159	Other Professional Services	3,628	5,612	8,200	8,200	4,200
01506640	Prog Dance	52159	Other Professional Services	65	1,386	1,200	1,200	1,200
01506654	Get Outdoors	52159	Other Professional Services	0	0	340	340	340
01506655	Art & Wine Fair	52159	Other Professional Services	0	7,779	15,200	15,200	15,200
01508645	Tennis	52159	Other Professional Services	0	801	5,600	5,600	5,600
01509646	Swimming Pools	52159	Other Professional Services	665	0	694	694	694
01509651	Swim Team	52159	Other Professional Services	9,280	8,680	91	91	91
26350000	Drug & Alcohol Awareness	52159	Other Professional Services	0	0	0	0	22,194
28500652	Legler Barn	52159	Other Professional Services	0	714	1,328	1,328	1,328
80405000	Stormwater Administration	52159	Other Professional Services	39,231	0	63,500	63,500	51,800
80405500	Stormwater Maintenance	52159	Other Professional Services	3,337	1,462	3,500	3,500	2,000
			Object Total	818,628	740,754	654,666	781,701	805,185
01010000	Governing Body	52160	Payments To Other Agencies	1,575	4,325	3,200	3,200	5,000
01014000	City Clerk	52160	Payments To Other Agencies	0	0	0	35,400	35,400
01100000	Finance	52160	Payments To Other Agencies	35,793	35,730	35,400	0	0
01150000	EST Administration	52160	Payments To Other Agencies	15,000	13,000	0	0	13,000
01400000	Municipal Services Admin.	52160	Payments To Other Agencies	3,110	0	0	0	0
01402504	Traffic	52160	Payments To Other Agencies	32,528	44,776	45,000	45,000	45,000
26350000	Drug & Alcohol Awareness	52160	Payments To Other Agencies	129,006	126,971	128,375	128,375	128,375
80405000	Stormwater Administration	52160	Payments To Other Agencies	19,750	19,750	7,050	7,050	20,000
			Object Total	236,762	244,552	219,025	219,025	246,775
01100000	Finance	52162	Payroll Processing/HRIS	68,993	74,910	70,000	70,000	77,000
01110000	Human Resources	52162	Payroll Processing/HRIS	42,726	40,232	40,554	40,554	40,554
01111011	Recruiting	52162	Payroll Processing/HRIS	6,871	5,094	5,400	5,400	5,400
			Object Total	118,590	120,236	115,954	115,954	122,954
01503616	Chili Challenge	52164	Performer/Entertainer	3,000	2,837	8,408	8,408	8,408
01503619	Enchanted Forest	52164	Performer/Entertainer	5,312	5,730	7,360	7,360	7,360
01503620	Freedom Run	52164	Performer/Entertainer	7,474	1,300	15,831	15,831	15,831
01503622	Music	52164	Performer/Entertainer	511	1,133	2,550	2,550	4,550
01503625	Spinach Festival	52164	Performer/Entertainer	3,570	1,850	11,544	11,544	3,000
01504629	Senior Programs	52164	Performer/Entertainer	4,157	2,579	2,289	2,289	0
01506655	Art & Wine Fair	52164	Performer/Entertainer	0	1,100	3,000	3,000	3,000
80405000	Stormwater Administration	52164	Performer/Entertainer	0	0	500	500	0
			Object Total	24,024	16,529	51,482	51,482	42,149
01203000	Land Use	52166	Photography Services	0	0	200	200	0
01500000	Parks & Rec. Administration	52166	Photography Services	0	0	68	68	68
01509646	Swimming Pools	52166	Photography Services	249	0	423	423	423
28500652	Legler Barn	52166	Photography Services	0	0	1,702	1,702	1,702
			Object Total	249	0	2,393	2,393	2,193

ORG	ORG DESCRIPTION	OBJ	DESCRIPTION	2013 ACTUAL	2014 ACTUAL	2015 ORIGINAL BUDGET	2015 REVISED BUDGET	2016 BUDGET
01111011	Recruiting	52168	Pre-employment Screenings	8,042	13,586	20,300	20,300	20,300
01350000	Police Administration	52168	Pre-employment Screenings	18,688	10,960	32,500	32,500	30,000
01352000	Patrol Administration	52168	Pre-employment Screenings	0	0	5,184	5,184	5,184
			Object Total	26,730	24,546	57,984	57,984	55,484
01111011	Recruiting	52170	Pre-employment Physicals	8,664	7,111	0	0	0
			Object Total	8,664	7,111	0	0	0
01111011	Recruiting	52171	Pre-employment Drug Screen	3,573	1,044	0	0	0
			Object Total	3,573	1,044	0	0	0
01350000	Police Administration	52172	Prisoner Boarding	74,375	67,155	115,000	115,000	115,000
			Object Total	74,375	67,155	115,000	115,000	115,000
01013000	Municipal Court	52174	Public Defender	4,006	4,078	5,450	5,450	5,450
			Object Total	4,006	4,078	5,450	5,450	5,450
01110000	Human Resources	52178	Temporary Agencies	543	3,752	500	500	2,200
01150012	EST Support Services	52178	Temporary Agencies	55,044	88,378	0	0	0
01150014	EST Infrastructure	52178	Temporary Agencies	38,929	17,085	0	0	0
01200000	CD Administration	52178	Temporary Agencies	2,853	0	0	0	0
			Object Total	97,369	109,215	500	500	2,200
01014000	City Clerk	52180	Third Party Outsourcing	0	0	0	5,000	5,000
01100000	Finance	52180	Third Party Outsourcing	5,012	4,276	5,000	0	0
			Object Total	5,012	4,276	5,000	5,000	5,000
01401502	Highways & Streets	52184	Tub Grinder	1,067	1,463	9,450	9,450	9,450
			Object Total	1,067	1,463	9,450	9,450	9,450
01150012	EST Support Services	52190	LAN Support	0	13,867	0	0	0
01150014	EST Infrastructure	52190	LAN Support	10,584	5,966	0	0	0
			Object Total	10,584	19,833	0	0	0
01150012	EST Support Services	52192	Mobile Device Support	57	0	0	0	0
01150013	EST Data Analytics	52192	Mobile Device Support	36,000	0	0	0	0
			Object Total	36,057	0	0	0	0
01150012	EST Support Services	52194	PC/Printer Support	12,372	4,500	32,000	32,000	55,000
			Object Total	12,372	4,500	32,000	32,000	55,000
01150012	EST Support Services	52196	Server Support	0	0	0	0	0
01150013	EST Data Analytics	52196	Server Support	0	0	0	0	0
01150014	EST Infrastructure	52196	Server Support	0	10,600	108,000	108,000	100,000
			Object Total	0	10,600	108,000	108,000	100,000
01150014	EST Infrastructure	52199	WAN Support	0	23,750	0	0	0
			Object Total	0	23,750	0	0	0
01100000	Finance	52205	Taxes - Property	34,498	44,847	51,400	51,400	48,000
			Object Total	34,498	44,847	51,400	51,400	48,000
01100000	Finance	52210	Taxes - Special Assesment	82,885	130,656	150,100	150,100	138,000
			Object Total	82,885	130,656	150,100	150,100	138,000
01100000	Finance	52220	Taxes - Wastewater	26,115	29,596	34,200	34,200	34,200
			Object Total	26,115	29,596	34,200	34,200	34,200
01100000	Finance	52222	Taxes - Other	132,829	58,711	64,300	64,300	64,300
			Object Total	132,829	58,711	64,300	64,300	64,300
01010000	Governing Body	52300	Training/Travel/Meetings	0	1,735	0	0	0
01011000	City Administrator	52300	Training/Travel/Meetings	366	10	0	0	0
01012000	Communications	52300	Training/Travel/Meetings	22	0	0	0	0
01013000	Municipal Court	52300	Training/Travel/Meetings	7,897	2,104	0	0	0
01100000	Finance	52300	Training/Travel/Meetings	94	0	0	0	0
01110000	Human Resources	52300	Training/Travel/Meetings	3,053	0	0	0	0
01180000	Legal	52300	Training/Travel/Meetings	1,421	566	3,450	3,450	3,450
01181000	Prosecution	52300	Training/Travel/Meetings	606	0	0	0	0
01200000	CD Administration	52300	Training/Travel/Meetings	-1,127	-280	10,000	10,000	12,000
01201000	Community Standards	52300	Training/Travel/Meetings	250	677	2,250	2,250	2,500
01202000	Building Inspection	52300	Training/Travel/Meetings	20	0	6,000	6,000	4,000
01203000	Land Use	52300	Training/Travel/Meetings	2,148	384	10,000	10,000	1,000
01204000	Engineering	52300	Training/Travel/Meetings	774	95	18,400	18,000	16,000
01300000	Fire Administration	52300	Training/Travel/Meetings	-1,258	-21	0	0	0
01300303	Fire Prof. Development	52300	Training/Travel/Meetings	74,475	95,440	60,000	60,000	75,000

ORG	ORG DESCRIPTION	OBJ	DESCRIPTION	2013 ACTUAL	2014 ACTUAL	2015 ORIGINAL BUDGET	2015 REVISED BUDGET	2016 BUDGET
01350000	Police Administration	52300	Training/Travel/Meetings	7,197	4,845	50,000	50,000	50,000
01351000	Police Investigations	52300	Training/Travel/Meetings	2,254	-164	24,484	24,484	24,484
01352000	Patrol Administration	52300	Training/Travel/Meetings	11,990	19,656	65,987	65,987	110,987
01352402	Patrol K9	52300	Training/Travel/Meetings	-262	0	0	0	0
01352403	Patrol Traffic	52300	Training/Travel/Meetings	385	0	0	0	0
01352405	Patrol ACO	52300	Training/Travel/Meetings	185	0	0	0	0
01352406	Patrol SRO	52300	Training/Travel/Meetings	1,656	0	0	0	0
01352409	Patrol Training	52300	Training/Travel/Meetings	175	0	0	0	0
01400000	Municipal Services Admin.	52300	Training/Travel/Meetings	44	0	0	0	0
01404000	Fleet	52300	Training/Travel/Meetings	17	1,140	0	0	0
01500000	Parks & Rec. Administration	52300	Training/Travel/Meetings	1,261	359	4,434	4,434	4,434
01501000	Parks Maint. Administration	52300	Training/Travel/Meetings	4,889	3,377	8,427	8,427	12,027
01501500	Parks Maint. Facilities	52300	Training/Travel/Meetings	50	370	0	0	0
01501612	Parks Custodial	52300	Training/Travel/Meetings	0	0	0	200	2,000
01502000	Parks Prog. Administration	52300	Training/Travel/Meetings	3,796	708	1,882	1,882	1,882
01502612	Parks Prog. Custodial	52300	Training/Travel/Meetings	0	3,242	200	0	0
01504629	Senior Programs	52300	Training/Travel/Meetings	35	0	0	0	0
01504631	Adult Trips	52300	Training/Travel/Meetings	641	26	0	0	0
01509646	Swimming Pools	52300	Training/Travel/Meetings	0	0	0	0	0
26350000	Drug & Alcohol Awareness	52300	Training/Travel/Meetings	673	0	0	0	0
28500652	Legler Barn	52300	Training/Travel/Meetings	0	0	947	947	947
80405500	Stormwater Maintenance	52300	Training/Travel/Meetings	25	0	0	0	0
			Object Total	123,752	134,269	266,461	266,061	320,711
01010000	Governing Body	52302	Training/Travel/Mtgs - Per Diem	1,397	2,063	4,200	4,200	4,300
01011000	City Administrator	52302	Training/Travel/Mtgs - Per Diem	1,105	1,601	2,300	2,300	3,050
01012000	Communications	52302	Training/Travel/Mtgs - Per Diem	608	1,071	1,000	1,000	1,000
01013000	Municipal Court	52302	Training/Travel/Mtgs - Per Diem	0	664	0	0	0
01014000	City Clerk	52302	Training/Travel/Mtgs - Per Diem	0	0	0	600	600
01100000	Finance	52302	Training/Travel/Mtgs - Per Diem	973	906	1,000	400	400
01110000	Human Resources	52302	Training/Travel/Mtgs - Per Diem	471	822	0	0	0
01150000	EST Administration	52302	Training/Travel/Mtgs - Per Diem	496	882	0	0	0
01150012	EST Support Services	52302	Training/Travel/Mtgs - Per Diem	846	624	10,000	10,000	10,000
01150013	EST Data Analytics	52302	Training/Travel/Mtgs - Per Diem	1,080	1,492	40,000	40,000	40,000
01150014	EST Infrastructure	52302	Training/Travel/Mtgs - Per Diem	5,481	736	20,000	20,000	20,000
01180000	Legal	52302	Training/Travel/Mtgs - Per Diem	1,010	199	1,800	1,800	1,800
01181000	Prosecution	52302	Training/Travel/Mtgs - Per Diem	559	934	1,080	1,080	1,080
01200000	CD Administration	52302	Training/Travel/Mtgs - Per Diem	598	1,368	0	0	0
01201000	Community Standards	52302	Training/Travel/Mtgs - Per Diem	0	222	0	0	0
01202000	Building Inspection	52302	Training/Travel/Mtgs - Per Diem	345	238	0	0	0
01203000	Land Use	52302	Training/Travel/Mtgs - Per Diem	1,695	1,095	0	0	1,200
01204000	Engineering	52302	Training/Travel/Mtgs - Per Diem	2,475	1,949	0	0	0
01300303	Fire Prof. Development	52302	Training/Travel/Mtgs - Per Diem	7	0	0	0	0
01350000	Police Administration	52302	Training/Travel/Mtgs - Per Diem	5,102	3,657	0	0	0
01351000	Police Investigations	52302	Training/Travel/Mtgs - Per Diem	4,047	3,204	0	0	0
01352000	Patrol Administration	52302	Training/Travel/Mtgs - Per Diem	4,130	11,468	0	0	0
01352011	Patrol Recruiting	52302	Training/Travel/Mtgs - Per Diem	330	0	0	0	0
01352402	Patrol K9	52302	Training/Travel/Mtgs - Per Diem	2,369	1,288	0	0	0
01352403	Patrol Traffic	52302	Training/Travel/Mtgs - Per Diem	1,413	0	0	0	0
01352406	Patrol SRO	52302	Training/Travel/Mtgs - Per Diem	1,079	1,008	0	0	0
01352407	Patrol Firearms	52302	Training/Travel/Mtgs - Per Diem	175	0	0	0	0
01352409	Patrol Training	52302	Training/Travel/Mtgs - Per Diem	1,412	0	0	0	0
01400000	Municipal Services Admin.	52302	Training/Travel/Mtgs - Per Diem	477	646	1,000	1,000	1,000
01401502	Highways & Streets	52302	Training/Travel/Mtgs - Per Diem	642	614	1,280	1,280	1,300
01402504	Traffic	52302	Training/Travel/Mtgs - Per Diem	0	0	1,000	1,000	1,000
01403500	Facilities	52302	Training/Travel/Mtgs - Per Diem	165	0	800	800	800
01404000	Fleet	52302	Training/Travel/Mtgs - Per Diem	285	531	1,700	1,700	1,700
01500000	Parks & Rec. Administration	52302	Training/Travel/Mtgs - Per Diem	537	714	0	0	0
01501000	Parks Maint. Administration	52302	Training/Travel/Mtgs - Per Diem	521	696	0	0	0
01502000	Parks Prog. Administration	52302	Training/Travel/Mtgs - Per Diem	478	556	0	0	0
80405000	Stormwater Administration	52302	Training/Travel/Mtgs - Per Diem	574	875	2,500	2,500	2,700
80405500	Stormwater Maintenance	52302	Training/Travel/Mtgs - Per Diem	511	870	1,000	1,000	1,000
			Object Total	43,393	42,993	90,660	90,660	92,930
01010000	Governing Body	52303	Meals/Food/Refreshments	3,629	4,978	5,000	5,000	5,000
01011000	City Administrator	52303	Meals/Food/Refreshments	2,436	6,109	5,000	5,000	5,400
01012000	Communications	52303	Meals/Food/Refreshments	387	730	1,305	1,305	1,305
01014000	City Clerk	52303	Meals/Food/Refreshments	0	0	0	2,400	2,400
01100000	Finance	52303	Meals/Food/Refreshments	2,707	2,715	3,000	600	600
01110000	Human Resources	52303	Meals/Food/Refreshments	1,808	1,922	1,100	1,100	1,100
01150000	EST Administration	52303	Meals/Food/Refreshments	858	225	0	0	0
01150012	EST Support Services	52303	Meals/Food/Refreshments	412	0	0	0	0
01150013	EST Data Analytics	52303	Meals/Food/Refreshments	2,544	0	0	0	0
01180000	Legal	52303	Meals/Food/Refreshments	196	230	711	711	711
01181000	Prosecution	52303	Meals/Food/Refreshments	0	86	200	200	200
01200000	CD Administration	52303	Meals/Food/Refreshments	34	306	1,200	1,200	1,000

ORG	ORG DESCRIPTION	OBJ	DESCRIPTION	2013 ACTUAL	2014 ACTUAL	2015 ORIGINAL BUDGET	2015 REVISED BUDGET	2016 BUDGET
01203000	Land Use	52303	Meals/Food/Refreshments	0	120	50	50	200
01204000	Engineering	52303	Meals/Food/Refreshments	680	786	1,500	1,500	0
01300000	Fire Administration	52303	Meals/Food/Refreshments	442	1,558	1,000	1,000	1,000
01300303	Fire Prof. Development	52303	Meals/Food/Refreshments	132	48	0	0	0
01350000	Police Administration	52303	Meals/Food/Refreshments	161	607	0	0	0
01351000	Police Investigations	52303	Meals/Food/Refreshments	358	574	0	0	0
01352000	Patrol Administration	52303	Meals/Food/Refreshments	49	899	0	0	0
01352011	Patrol Recruiting	52303	Meals/Food/Refreshments	36	0	0	0	0
01352403	Patrol Traffic	52303	Meals/Food/Refreshments	0	58	0	0	0
01352404	Patrol Tactical	52303	Meals/Food/Refreshments	0	37	0	0	0
01352406	Patrol SRO	52303	Meals/Food/Refreshments	33	218	0	0	0
01352409	Patrol Training	52303	Meals/Food/Refreshments	16	0	0	0	0
01400000	Municipal Services Admin.	52303	Meals/Food/Refreshments	1,322	2,606	5,040	5,040	5,050
01401502	Highways & Streets	52303	Meals/Food/Refreshments	267	594	1,505	1,505	1,500
01402504	Traffic	52303	Meals/Food/Refreshments	45	45	0	0	0
01403500	Facilities	52303	Meals/Food/Refreshments	45	117	420	420	400
01404000	Fleet	52303	Meals/Food/Refreshments	135	90	0	0	200
01500000	Parks & Rec. Administration	52303	Meals/Food/Refreshments	44	50	0	0	0
01502000	Parks Prog. Administration	52303	Meals/Food/Refreshments	0	37	0	0	0
01506655	Art & Wine Fair	52303	Meals/Food/Refreshments	0	0	400	400	400
80405000	Stormwater Administration	52303	Meals/Food/Refreshments	130	175	2,000	2,000	2,100
80405500	Stormwater Maintenance	52303	Meals/Food/Refreshments	135	198	1,000	1,000	1,000
			Object Total	19,041	26,118	30,431	30,431	29,566
01010000	Governing Body	52304	Training/Mtgs - Registration	3,023	2,480	9,000	9,000	6,500
01011000	City Administrator	52304	Training/Mtgs - Registration	2,155	4,057	4,000	4,000	6,800
01012000	Communications	52304	Training/Mtgs - Registration	2,208	5,614	2,400	2,400	2,400
01013000	Municipal Court	52304	Training/Mtgs - Registration	484	3,661	10,300	10,300	10,300
01014000	City Clerk	52304	Training/Mtgs - Registration	0	0	0	1,000	1,000
01100000	Finance	52304	Training/Mtgs - Registration	3,209	3,698	7,000	6,000	6,000
01110000	Human Resources	52304	Training/Mtgs - Registration	5,810	7,785	16,065	16,065	16,065
01150000	EST Administration	52304	Training/Mtgs - Registration	-263	6,510	0	0	0
01150012	EST Support Services	52304	Training/Mtgs - Registration	-227	790	0	0	0
01150013	EST Data Analytics	52304	Training/Mtgs - Registration	8,185	9,693	0	0	0
01150014	EST Infrastructure	52304	Training/Mtgs - Registration	2,085	10,597	0	0	0
01180000	Legal	52304	Training/Mtgs - Registration	1,050	730	3,000	3,000	3,000
01181000	Prosecution	52304	Training/Mtgs - Registration	2,170	1,554	2,000	2,000	2,000
01200000	CD Administration	52304	Training/Mtgs - Registration	4,863	6,095	0	0	0
01201000	Community Standards	52304	Training/Mtgs - Registration	300	0	0	0	0
01202000	Building Inspection	52304	Training/Mtgs - Registration	-135	930	0	0	0
01203000	Land Use	52304	Training/Mtgs - Registration	2,494	2,060	0	0	2,050
01204000	Engineering	52304	Training/Mtgs - Registration	3,353	5,377	0	0	0
01350000	Police Administration	52304	Training/Mtgs - Registration	22,431	33,923	0	0	0
01351000	Police Investigations	52304	Training/Mtgs - Registration	11,141	6,695	0	0	0
01352000	Patrol Administration	52304	Training/Mtgs - Registration	27,436	49,901	0	0	0
01352011	Patrol Recruiting	52304	Training/Mtgs - Registration	2,391	1,125	0	0	0
01352402	Patrol K9	52304	Training/Mtgs - Registration	2,982	6,050	0	0	0
01352403	Patrol Traffic	52304	Training/Mtgs - Registration	961	591	0	0	0
01352404	Patrol Tactical	52304	Training/Mtgs - Registration	975	0	0	0	0
01352405	Patrol ACO	52304	Training/Mtgs - Registration	730	525	0	0	0
01352406	Patrol SRO	52304	Training/Mtgs - Registration	1,375	2,580	0	0	0
01352409	Patrol Training	52304	Training/Mtgs - Registration	1,208	0	0	0	0
01400000	Municipal Services Admin.	52304	Training/Mtgs - Registration	2,290	2,329	3,800	3,800	4,500
01401502	Highways & Streets	52304	Training/Mtgs - Registration	4,445	4,566	5,500	5,500	8,500
01402504	Traffic	52304	Training/Mtgs - Registration	1,225	1,050	2,000	2,000	2,000
01403500	Facilities	52304	Training/Mtgs - Registration	1,843	855	2,200	2,200	3,000
01404000	Fleet	52304	Training/Mtgs - Registration	3,309	4,702	5,600	5,600	5,600
01500000	Parks & Rec. Administration	52304	Training/Mtgs - Registration	2,188	1,876	0	0	0
01501000	Parks Maint. Administration	52304	Training/Mtgs - Registration	1,310	2,161	0	0	0
01502000	Parks Prog. Administration	52304	Training/Mtgs - Registration	289	2,828	0	0	0
01509646	Swimming Pools	52304	Training/Mtgs - Registration	75	0	24	24	24
80405000	Stormwater Administration	52304	Training/Mtgs - Registration	2,225	2,071	2,400	2,400	2,400
80405500	Stormwater Maintenance	52304	Training/Mtgs - Registration	4,005	2,490	2,500	2,500	3,500
			Object Total	135,598	197,949	77,789	77,789	85,639
01010000	Governing Body	52306	Training/Travel - Airline	1,538	2,110	9,800	9,800	7,500
01011000	City Administrator	52306	Training/Travel - Airline	742	2,199	5,000	5,000	4,500
01012000	Communications	52306	Training/Travel - Airline	1,017	1,291	1,750	1,750	1,750
01013000	Municipal Court	52306	Training/Travel - Airline	0	1,107	1,200	1,200	1,200
01014000	City Clerk	52306	Training/Travel - Airline	0	0	0	500	500
01100000	Finance	52306	Training/Travel - Airline	490	1,523	5,000	4,500	4,500
01110000	Human Resources	52306	Training/Travel - Airline	229	1,450	0	0	0
01150000	EST Administration	52306	Training/Travel - Airline	313	348	0	0	0
01150012	EST Support Services	52306	Training/Travel - Airline	434	519	0	0	0
01150013	EST Data Analytics	52306	Training/Travel - Airline	1,430	2,630	0	0	0
01150014	EST Infrastructure	52306	Training/Travel - Airline	2,040	2,457	0	0	0

ORG	ORG DESCRIPTION	OBJ	DESCRIPTION	2013 ACTUAL	2014 ACTUAL	2015 ORIGINAL BUDGET	2015 REVISED BUDGET	2016 BUDGET
01180000	Legal	52306	Training/Travel - Airline	769	50	2,500	2,500	2,500
01181000	Prosecution	52306	Training/Travel - Airline	374	1,051	1,800	1,800	1,800
01200000	CD Administration	52306	Training/Travel - Airline	661	3,058	0	0	0
01201000	Community Standards	52306	Training/Travel - Airline	0	622	0	0	0
01202000	Building Inspection	52306	Training/Travel - Airline	0	519	0	0	0
01203000	Land Use	52306	Training/Travel - Airline	850	962	0	0	1,000
01204000	Engineering	52306	Training/Travel - Airline	979	427	0	0	0
01300000	Fire Administration	52306	Training/Travel - Airline	-2	0	0	0	0
01350000	Police Administration	52306	Training/Travel - Airline	4,776	5,448	0	0	0
01351000	Police Investigations	52306	Training/Travel - Airline	4,596	3,048	0	0	0
01352000	Patrol Administration	52306	Training/Travel - Airline	2,126	9,589	0	0	0
01352402	Patrol K9	52306	Training/Travel - Airline	25	0	0	0	0
01352403	Patrol Traffic	52306	Training/Travel - Airline	50	0	0	0	0
01352406	Patrol SRO	52306	Training/Travel - Airline	818	1,470	0	0	0
01352409	Patrol Training	52306	Training/Travel - Airline	444	0	0	0	0
01400000	Municipal Services Admin.	52306	Training/Travel - Airline	694	454	2,000	2,000	2,000
01401502	Highways & Streets	52306	Training/Travel - Airline	1,045	603	2,000	2,000	2,000
01402504	Traffic	52306	Training/Travel - Airline	0	0	600	600	600
01403500	Facilities	52306	Training/Travel - Airline	320	0	600	600	600
01404000	Fleet	52306	Training/Travel - Airline	642	239	2,800	2,800	2,800
01500000	Parks & Rec. Administration	52306	Training/Travel - Airline	278	1,115	0	0	0
01501000	Parks Maint. Administration	52306	Training/Travel - Airline	0	230	0	0	0
80405000	Stormwater Administration	52306	Training/Travel - Airline	214	782	3,000	3,000	3,000
80405500	Stormwater Maintenance	52306	Training/Travel - Airline	608	-211	1,200	1,200	1,200
			Object Total	28,500	45,090	39,250	39,250	37,450
01010000	Governing Body	52308	Training/Travel - Mileage	792	817	750	750	950
01011000	City Administrator	52308	Training/Travel - Mileage	668	282	400	400	400
01014000	City Clerk	52308	Training/Travel - Mileage	0	0	0	0	0
01100000	Finance	52308	Training/Travel - Mileage	82	134	200	200	200
01012000	Communications	52308	Training/Travel - Mileage	102	134	200	200	200
01013000	Municipal Court	52308	Training/Travel - Mileage	36	47	0	0	0
01110000	Human Resources	52308	Training/Travel - Mileage	67	101	0	0	0
01150000	EST Administration	52308	Training/Travel - Mileage	33	101	0	0	0
01150012	EST Support Services	52308	Training/Travel - Mileage	34	101	0	0	0
01150013	EST Data Analytics	52308	Training/Travel - Mileage	68	168	0	0	0
01150014	EST Infrastructure	52308	Training/Travel - Mileage	144	67	0	0	0
01180000	Legal	52308	Training/Travel - Mileage	0	0	1,928	1,928	1,928
01181000	Prosecution	52308	Training/Travel - Mileage	34	67	1,760	1,760	1,760
01200000	CD Administration	52308	Training/Travel - Mileage	0	4	0	0	0
01204000	Engineering	52308	Training/Travel - Mileage	0	188	0	0	0
01350000	Police Administration	52308	Training/Travel - Mileage	482	388	0	0	0
01351000	Police Investigations	52308	Training/Travel - Mileage	30	321	0	0	0
01352404	Patrol Tactical	52308	Training/Travel - Mileage	0	84	0	0	0
01352406	Patrol SRO	52308	Training/Travel - Mileage	0	464	0	0	0
01400000	Municipal Services Admin.	52308	Training/Travel - Mileage	68	0	200	200	200
01403500	Facilities	52308	Training/Travel - Mileage	34	0	0	0	0
01501000	Parks Maint. Administration	52308	Training/Travel - Mileage	0	558	0	0	0
80405000	Stormwater Administration	52308	Training/Travel - Mileage	49	0	0	0	0
			Object Total	2,723	4,026	5,438	5,438	5,638
01010000	Governing Body	52310	Training/Travel - Parking	114	134	800	800	500
01011000	City Administrator	52310	Training/Travel - Parking	164	171	400	400	400
01012000	Communications	52310	Training/Travel - Parking	31	103	200	200	200
01110000	Human Resources	52310	Training/Travel - Parking	69	49	0	0	0
01100000	Finance	52310	Training/Travel - Parking	0	26	400	400	400
01150000	EST Administration	52310	Training/Travel - Parking	35	49	0	0	0
01150012	EST Support Services	52310	Training/Travel - Parking	155	63	0	0	0
01150013	EST Data Analytics	52310	Training/Travel - Parking	101	159	0	0	0
01150014	EST Infrastructure	52310	Training/Travel - Parking	52	126	0	0	0
01180000	Legal	52310	Training/Travel - Parking	6	0	250	250	250
01181000	Prosecution	52310	Training/Travel - Parking	81	37	200	200	200
01200000	CD Administration	52310	Training/Travel - Parking	31	10	0	0	0
01203000	Land Use	52310	Training/Travel - Parking	47	323	0	0	300
01204000	Engineering	52310	Training/Travel - Parking	217	99	0	0	0
01350000	Police Administration	52310	Training/Travel - Parking	71	42	0	0	0
01351000	Police Investigations	52310	Training/Travel - Parking	6	35	0	0	0
01352000	Patrol Administration	52310	Training/Travel - Parking	34	47	0	0	0
01400000	Municipal Services Admin.	52310	Training/Travel - Parking	35	0	150	150	150
01401502	Highways & Streets	52310	Training/Travel - Parking	63	0	100	100	100
01402504	Traffic	52310	Training/Travel - Parking	0	0	50	50	50
01403500	Facilities	52310	Training/Travel - Parking	28	0	100	100	100
01500000	Parks & Rec. Administration	52310	Training/Travel - Parking	4	71	0	0	0
01502000	Parks Prog. Administration	52310	Training/Travel - Parking	0	19	0	0	0

ORG	ORG DESCRIPTION	OBJ	DESCRIPTION	2013 ACTUAL	2014 ACTUAL	2015 ORIGINAL BUDGET	2015 REVISED BUDGET	2016 BUDGET
80405000	Stormwater Administration	52310	Training/Travel - Parking	0	52	250	250	300
80405500	Stormwater Maintenance	52310	Training/Travel - Parking	28	55	100	100	100
			Object Total	1,373	1,670	3,000	3,000	3,050
01010000	Governing Body	52312	Training/Travel - Taxi	335	306	750	750	750
01011000	City Administrator	52312	Training/Travel - Taxi	175	400	400	400	500
01012000	Communications	52312	Training/Travel - Taxi	20	179	200	200	200
01013000	Municipal Court	52312	Training/Travel - Taxi	0	110	0	0	0
01014000	City Clerk	52312	Training/Travel - Taxi	0	0	0	100	100
01100000	Finance	52312	Training/Travel - Taxi	89	125	400	300	300
01110000	Human Resources	52312	Training/Travel - Taxi	130	187	0	0	0
01150000	EST Administration	52312	Training/Travel - Taxi	65	124	0	0	0
01150012	EST Support Services	52312	Training/Travel - Taxi	-85	0	0	0	0
01150013	EST Data Analytics	52312	Training/Travel - Taxi	0	69	0	0	0
01150014	EST Infrastructure	52312	Training/Travel - Taxi	34	167	0	0	0
01180000	Legal	52312	Training/Travel - Taxi	43	0	200	200	200
01181000	Prosecution	52312	Training/Travel - Taxi	54	50	100	100	100
01200000	CD Administration	52312	Training/Travel - Taxi	27	-22	0	0	0
01201000	Community Standards	52312	Training/Travel - Taxi	0	40	0	0	0
01202000	Building Inspection	52312	Training/Travel - Taxi	0	68	0	0	0
01203000	Land Use	52312	Training/Travel - Taxi	162	145	0	0	0
01204000	Engineering	52312	Training/Travel - Taxi	151	0	0	0	0
01350000	Police Administration	52312	Training/Travel - Taxi	409	267	0	0	0
01351000	Police Investigations	52312	Training/Travel - Taxi	142	20	0	0	0
01352000	Patrol Administration	52312	Training/Travel - Taxi	55	450	0	0	0
01352404	Patrol Tactical	52312	Training/Travel - Taxi	54	0	0	0	0
01400000	Municipal Services Admin.	52312	Training/Travel - Taxi	51	36	100	100	100
01401502	Highways & Streets	52312	Training/Travel - Taxi	50	32	250	250	250
01402504	Traffic	52312	Training/Travel - Taxi	0	0	100	100	100
01403500	Facilities	52312	Training/Travel - Taxi	24	0	250	250	250
01404000	Fleet	52312	Training/Travel - Taxi	60	32	200	200	200
01500000	Parks & Rec. Administration	52312	Training/Travel - Taxi	0	96	0	0	0
01501000	Parks Maint. Administration	52312	Training/Travel - Taxi	0	184	0	0	0
80405000	Stormwater Administration	52312	Training/Travel - Taxi	31	132	200	200	300
80405500	Stormwater Maintenance	52312	Training/Travel - Taxi	30	37	200	200	200
			Object Total	2,106	3,234	3,350	3,350	3,550
01010000	Governing Body	52314	Training/Travel - Tolls	29	17	500	500	500
01011000	City Administrator	52314	Training/Travel - Tolls	1,026	37	350	350	350
01012000	Communications	52314	Training/Travel - Tolls	0	3	100	100	100
01013000	Municipal Court	52314	Training/Travel - Tolls	0	4	0	0	0
01014000	City Clerk	52314	Training/Travel - Tolls	0	0	0	0	0
01100000	Finance	52314	Training/Travel - Tolls	30	26	100	100	100
01150013	EST Data Analytics	52314	Training/Travel - Tolls	1,808	0	0	0	0
01180000	Legal	52314	Training/Travel - Tolls	0	9	200	200	200
01181000	Prosecution	52314	Training/Travel - Tolls	0	9	100	100	100
01200000	CD Administration	52314	Training/Travel - Tolls	17	15	0	0	0
01204000	Engineering	52314	Training/Travel - Tolls	23	59	0	0	0
01350000	Police Administration	52314	Training/Travel - Tolls	25	34	0	0	0
01351000	Police Investigations	52314	Training/Travel - Tolls	60	69	0	0	0
01352000	Patrol Administration	52314	Training/Travel - Tolls	72	126	0	0	0
01352011	Patrol Recruiting	52314	Training/Travel - Tolls	6	0	0	0	0
01352402	Patrol K9	52314	Training/Travel - Tolls	0	20	0	0	0
01352403	Patrol Traffic	52314	Training/Travel - Tolls	28	12	0	0	0
01400000	Municipal Services Admin.	52314	Training/Travel - Tolls	9	6	50	50	50
01401502	Highways & Streets	52314	Training/Travel - Tolls	0	0	100	100	100
01402504	Traffic	52314	Training/Travel - Tolls	0	0	100	100	100
01403500	Facilities	52314	Training/Travel - Tolls	16	0	25	25	25
01500000	Parks & Rec. Administration	52314	Training/Travel - Tolls	0	7	0	0	0
01502000	Parks Prog. Administration	52314	Training/Travel - Tolls	6	8	0	0	0
80405000	Stormwater Administration	52314	Training/Travel - Tolls	6	0	150	150	350
80405500	Stormwater Maintenance	52314	Training/Travel - Tolls	0	10	50	50	50
			Object Total	3,161	471	1,825	1,825	2,025
01010000	Governing Body	52316	Training/Travel - Lodging	5,671	6,069	8,000	8,000	10,000
01011000	City Administrator	52316	Training/Travel - Lodging	2,634	4,302	4,500	4,500	5,500
01012000	Communications	52316	Training/Travel - Lodging	1,065	2,797	2,100	2,100	2,100
01013000	Municipal Court	52316	Training/Travel - Lodging	651	1,634	3,000	3,000	3,000
01014000	City Clerk	52316	Training/Travel - Lodging	0	0	0	1,000	1,000
01100000	Finance	52316	Training/Travel - Lodging	1,459	2,911	5,000	4,000	4,000
01110000	Human Resources	52316	Training/Travel - Lodging	1,614	2,650	1,000	1,000	1,000
01150000	EST Administration	52316	Training/Travel - Lodging	637	477	0	0	0
01150012	EST Support Services	52316	Training/Travel - Lodging	2,013	1,542	0	0	0
01150013	EST Data Analytics	52316	Training/Travel - Lodging	3,181	6,951	0	0	0
01150014	EST Infrastructure	52316	Training/Travel - Lodging	1,538	3,646	0	0	0
01180000	Legal	52316	Training/Travel - Lodging	1,596	870	4,950	4,950	4,950

ORG	ORG DESCRIPTION	OBJ	DESCRIPTION	2013 ACTUAL	2014 ACTUAL	2015 ORIGINAL BUDGET	2015 REVISED BUDGET	2016 BUDGET
01181000	Prosecution	52316	Training/Travel - Lodging	1,177	1,405	2,500	2,500	2,500
01200000	CD Administration	52316	Training/Travel - Lodging	1,603	2,221	0	0	0
01201000	Community Standards	52316	Training/Travel - Lodging	0	730	0	0	0
01202000	Building Inspection	52316	Training/Travel - Lodging	424	905	0	0	0
01203000	Land Use	52316	Training/Travel - Lodging	2,411	3,907	0	0	4,000
01204000	Engineering	52316	Training/Travel - Lodging	5,111	5,361	0	0	0
01350000	Police Administration	52316	Training/Travel - Lodging	8,726	6,985	0	0	0
01351000	Police Investigations	52316	Training/Travel - Lodging	6,269	3,796	0	0	0
01352000	Patrol Administration	52316	Training/Travel - Lodging	8,405	13,892	0	0	0
01352011	Patrol Recruiting	52316	Training/Travel - Lodging	155	0	0	0	0
01352402	Patrol K9	52316	Training/Travel - Lodging	2,638	0	0	0	0
01352403	Patrol Traffic	52316	Training/Travel - Lodging	2,107	0	0	0	0
01352404	Patrol Tactical	52316	Training/Travel - Lodging	463	0	0	0	0
01352406	Patrol SRO	52316	Training/Travel - Lodging	829	1,236	0	0	0
01352409	Patrol Training	52316	Training/Travel - Lodging	867	0	0	0	0
01400000	Municipal Services Admin.	52316	Training/Travel - Lodging	1,079	1,049	5,000	5,000	5,000
01401502	Highways & Streets	52316	Training/Travel - Lodging	1,496	1,109	4,000	4,000	4,000
01402504	Traffic	52316	Training/Travel - Lodging	0	0	1,850	1,850	1,850
01403500	Facilities	52316	Training/Travel - Lodging	641	0	2,000	2,000	2,000
01404000	Fleet	52316	Training/Travel - Lodging	646	1,761	4,200	4,200	4,000
01500000	Parks & Rec. Administration	52316	Training/Travel - Lodging	1,127	906	0	0	0
01501000	Parks Maint. Administration	52316	Training/Travel - Lodging	0	326	0	0	0
01502000	Parks Prog. Administration	52316	Training/Travel - Lodging	315	1,134	0	0	0
80405000	Stormwater Administration	52316	Training/Travel - Lodging	769	1,573	3,500	3,500	3,600
80405500	Stormwater Maintenance	52316	Training/Travel - Lodging	1,298	1,732	2,225	2,225	2,225
			Object Total	70,614	83,877	53,825	53,825	60,725
01010000	Governing Body	52318	Training/Travel - Rental Car	0	0	700	700	700
01011000	City Administrator	52318	Training/Travel - Rental Car	0	169	400	400	400
01012000	Communications	52318	Training/Travel - Rental Car	0	0	185	185	185
01100000	Finance	52318	Training/Travel - Rental Car	0	238	0	0	0
01180000	Legal	52318	Training/Travel - Rental Car	0	0	265	265	265
01181000	Prosecution	52318	Training/Travel - Rental Car	0	0	220	220	220
01200000	CD Administration	52318	Training/Travel - Rental Car	246	0	0	0	0
01203000	Land Use	52318	Training/Travel - Rental Car	0	26	0	0	0
01204000	Engineering	52318	Training/Travel - Rental Car	0	68	0	0	0
01351000	Police Investigations	52318	Training/Travel - Rental Car	0	1,341	0	0	0
01352000	Patrol Administration	52318	Training/Travel - Rental Car	241	0	0	0	0
01400000	Municipal Services Admin.	52318	Training/Travel - Rental Car	230	0	0	0	0
			Object Total	717	1,842	1,770	1,770	1,770
01010000	Governing Body	52320	Training/Mtgs - Hosted by City	-18	0	0	0	0
01011000	City Administrator	52320	Training/Mtgs - Hosted by City	-273	114	1,400	1,400	1,400
01012000	Communications	52320	Training/Mtgs - Hosted by City	0	0	150	150	150
01013000	Municipal Court	52320	Training/Mtgs - Hosted by City	322	598	960	960	960
01110000	Human Resources	52320	Training/Mtgs - Hosted by City	6,500	19,222	25,000	25,000	25,000
01150014	EST Infrastructure	52320	Training/Mtgs - Hosted by City	245	0	0	0	0
01180000	Legal	52320	Training/Mtgs - Hosted by City	0	0	500	500	500
01200000	CD Administration	52320	Training/Mtgs - Hosted by City	81	38	0	0	0
01201000	Community Standards	52320	Training/Mtgs - Hosted by City	18	16	0	0	0
01204000	Engineering	52320	Training/Mtgs - Hosted by City	69	0	0	0	0
01300303	Fire Prof. Development	52320	Training/Mtgs - Hosted by City	-3,498	0	0	0	0
01351000	Police Investigations	52320	Training/Mtgs - Hosted by City	0	761	0	0	0
01352000	Patrol Administration	52320	Training/Mtgs - Hosted by City	15,075	0	0	0	0
01352409	Patrol Training	52320	Training/Mtgs - Hosted by City	-15,015	682	0	0	0
01400000	Municipal Services Admin.	52320	Training/Mtgs - Hosted by City	117	26	5,500	5,500	1,000
01401502	Highways & Streets	52320	Training/Mtgs - Hosted by City	187	492	5,350	5,350	5,350
01402504	Traffic	52320	Training/Mtgs - Hosted by City	100	0	4,000	4,000	0
01403500	Facilities	52320	Training/Mtgs - Hosted by City	0	2,300	4,400	4,400	4,400
01404000	Fleet	52320	Training/Mtgs - Hosted by City	0	0	250	250	250
01500000	Parks & Rec. Administration	52320	Training/Mtgs - Hosted by City	760	357	3,335	3,335	3,335
01501000	Parks Maint. Administration	52320	Training/Mtgs - Hosted by City	0	0	53	53	53
01502000	Parks Prog. Administration	52320	Training/Mtgs - Hosted by City	196	0	875	875	875
28500652	Legler Barn	52320	Training/Mtgs - Hosted by City	0	0	358	358	358
80405500	Stormwater Maintenance	52320	Training/Mtgs - Hosted by City	0	0	250	250	100
			Object Total	4,866	24,606	52,381	52,381	43,731
01010000	Governing Body	52322	Training - Materials	0	0	500	500	500
01011000	City Administrator	52322	Training - Materials	0	0	300	300	300
01012000	Communications	52322	Training - Materials	0	113	135	135	135
01100000	Finance	52322	Training - Materials	100	145	200	200	200
01110000	Human Resources	52322	Training - Materials	24	232	18,333	18,333	18,333
01150000	EST Administration	52322	Training - Materials	0	0	0	0	0
01150012	EST Support Services	52322	Training - Materials	0	0	0	0	0
01150014	EST Infrastructure	52322	Training - Materials	0	8,759	0	0	0
01180000	Legal	52322	Training - Materials	0	0	150	150	150

ORG	ORG DESCRIPTION	OBJ	DESCRIPTION	2013 ACTUAL	2014 ACTUAL	2015 ORIGINAL BUDGET	2015 REVISED BUDGET	2016 BUDGET
01200000	CD Administration	52322	Training - Materials	400	29	0	0	0
01202000	Building Inspection	52322	Training - Materials	316	0	0	0	0
01350000	Police Administration	52322	Training - Materials	386	0	0	0	0
01351000	Police Investigations	52322	Training - Materials	44	43	0	0	0
01352000	Patrol Administration	52322	Training - Materials	291	140	0	0	0
01352407	Patrol Firearms	52322	Training - Materials	150	0	0	0	0
01400000	Municipal Services Admin.	52322	Training - Materials	0	8	300	300	300
01401502	Highways & Streets	52322	Training - Materials	135	52	1,150	1,150	1,150
01402504	Traffic	52322	Training - Materials	0	94	700	700	700
01403500	Facilities	52322	Training - Materials	1,452	0	1,500	1,500	1,500
01404000	Fleet	52322	Training - Materials	30	0	0	0	0
80405500	Stormwater Maintenance	52322	Training - Materials	0	35	0	0	0
			Object Total	3,328	9,650	23,268	23,268	23,268
01010000	Governing Body	52324	Mileage - Other	0	0	500	500	500
01011000	City Administrator	52324	Mileage - Other	0	0	1,750	1,750	1,750
01012000	Communications	52324	Mileage - Other	0	0	135	135	135
01013000	Municipal Court	52324	Mileage - Other	21	136	0	0	0
01100000	Finance	52324	Mileage - Other	0	5	0	0	0
01110000	Human Resources	52324	Mileage - Other	-26	0	0	0	0
01181000	Prosecution	52324	Mileage - Other	0	39	0	0	0
01200000	CD Administration	52324	Mileage - Other	59	0	0	0	0
01204000	Engineering	52324	Mileage - Other	76	109	0	0	0
01350000	Police Administration	52324	Mileage - Other	208	357	0	0	0
01351000	Police Investigations	52324	Mileage - Other	219	298	0	0	0
01352000	Patrol Administration	52324	Mileage - Other	1,300	3,080	0	0	0
01352011	Patrol Recruiting	52324	Mileage - Other	181	0	0	0	0
01352402	Patrol K9	52324	Mileage - Other	775	1,044	0	0	0
01352403	Patrol Traffic	52324	Mileage - Other	1,724	25	0	0	0
01352406	Patrol SRO	52324	Mileage - Other	10	0	0	0	0
01352409	Patrol Training	52324	Mileage - Other	179	0	0	0	0
			Object Total	4,726	5,093	2,385	2,385	2,385
01100000	Finance	52400	Maintenance Agreement	11,577	1,162	1,000	1,000	1,000
01200000	CD Administration	52400	Maintenance Agreement	113	0	0	0	0
01350000	Police Administration	52400	Maintenance Agreement	225,522	209,727	222,000	222,000	222,000
01351000	Police Investigations	52400	Maintenance Agreement	2,028	617	0	0	0
01501000	Parks Maint. Administration	52400	Maintenance Agreement	128,937	143,872	145,239	145,239	168,239
			Object Total	368,176	355,378	368,239	368,239	391,239
01403500	Facilities	52415	Maint Agrmnt - Equipment	14,205	19,272	17,600	17,600	17,600
			Object Total	14,205	19,272	17,600	17,600	17,600
01501500	Parks Maint. Facilities	52420	Maint Agrmnt - Facility	38,157	53,956	69,000	69,000	73,000
			Object Total	38,157	53,956	69,000	69,000	73,000
01402503	Street Lights	52431	Maint Agrmnt - Street Lights	367,532	183,915	53,392	53,392	0
			Object Total	367,532	183,915	53,392	53,392	0
01150000	EST Administration	52434	Maint Agrmnt - WAN Software	0	0	392,837	392,837	250,000
01150014	EST Infrastructure	52434	Maint Agrmnt - WAN Software	0	11,670	815,835	815,835	740,000
			Object Total	0	11,670	1,208,672	1,208,672	990,000
01150014	EST Infrastructure	52440	Maint Agrmnt - LAN Software	36,480	3,374	0	0	0
			Object Total	36,480	3,374	0	0	0
01150000	EST Administration	52442	Maint Agrmnt - PC & Printer	0	595	0	0	0
01150012	EST Support Services	52442	Maint Agrmnt - PC & Printer	937	9,400	0	0	0
01200000	CD Administration	52442	Maint Agrmnt - PC & Printer	1,297	1,151	0	0	0
			Object Total	2,234	11,146	0	0	0
01150012	EST Support Services	52444	Maint Agrmnt - PC Software	3,562	78,100	0	0	0
01150013	EST Data Analytics	52444	Maint Agrmnt - PC Software	283,897	850	0	0	150,000
			Object Total	287,459	78,950	0	0	150,000
01150012	EST Support Services	52446	Maint Agrmnt - Server Software	0	0	0	0	0
01150013	EST Data Analytics	52446	Maint Agrmnt - Server Software	139,973	13,293	0	0	0
01150014	EST Infrastructure	52446	Maint Agrmnt - Server Software	46,643	22,248	0	0	0
			Object Total	186,616	35,541	0	0	0
01150014	EST Infrastructure	52448	Maint Agrmnt - Servers	61,724	0	0	0	0
			Object Total	61,724	0	0	0	0
01150012	EST Support Services	52450	Maint Agrmnt - MD Computer	49	0	0	0	0
			Object Total	49	0	0	0	0

ORG	ORG DESCRIPTION	OBJ	DESCRIPTION	2013 ACTUAL	2014 ACTUAL	2015 ORIGINAL BUDGET	2015 REVISED BUDGET	2016 BUDGET
01150012	EST Support Services	52452	Maint Agrmnt - MD Software	0	39,180	0	0	0
01150013	EST Data Analytics	52452	Maint Agrmnt - MD Software	1,971	0	0	0	0
			Object Total	1,971	39,180	0	0	0
01150012	EST Support Services	52454	Maint Agrmnt - Other Software	8,179	28,923	0	0	0
01150013	EST Data Analytics	52454	Maint Agrmnt - Other Software	19,044	16,475	0	0	0
01150014	EST Infrastructure	52454	Maint Agrmnt - Other Software	2,285	0	0	0	0
01200000	CD Administration	52454	Maint Agrmnt - Other Software	115	0	0	0	0
01403500	Facilities	52454	Maint Agrmnt - Other Software	13,073	10,922	13,500	13,500	13,500
			Object Total	42,696	56,320	13,500	13,500	13,500
01150000	EST Administration	52500	Utility Service	582	0	0	0	0
01200000	CD Administration	52500	Utility Service	17,390	0	0	0	0
01300000	Fire Administration	52500	Utility Service	3,384	0	0	0	0
01350000	Police Administration	52500	Utility Service	107,328	60,658	43,208	43,208	43,208
01350401	Police Towers	52500	Utility Service	0	0	4,752	4,752	4,752
01400000	Municipal Services Admin.	52500	Utility Service	4,204	0	0	0	0
01403500	Facilities	52500	Utility Service	3,933	0	0	0	0
01501000	Parks Maint. Administration	52500	Utility Service	14,340	0	0	0	0
28500652	Legler Barn	52500	Utility Service	553	1,224	0	0	0
80405550	Stormwater Development	52500	Utility Service	2,919	0	0	0	0
			Object Total	154,633	61,882	47,960	47,960	47,960
01150000	EST Administration	52505	Cable	0	0	0	0	0
01150012	EST Support Services	52505	Cable	3,025	4,187	0	0	0
			Object Total	3,025	4,187	0	0	0
01402503	Street Lights	52510	Electricity	561,907	486,573	600,000	600,000	600,000
01402504	Traffic	52510	Electricity	65,395	63,262	75,000	75,000	75,000
01403500	Facilities	52510	Electricity	769,226	759,230	787,000	787,000	865,700
01509647	Ad Astra Pool	52510	Electricity	0	0	2,274	2,274	2,274
01509648	Flat Rock Creek Pool	52510	Electricity	0	0	1,024	1,024	1,024
01509649	Indian Trails Pool	52510	Electricity	0	0	4,224	4,224	4,224
			Object Total	1,396,528	1,309,065	1,469,522	1,469,522	1,548,222
01403500	Facilities	52515	Gas	78,956	112,353	150,000	150,000	150,000
01509647	Ad Astra Pool	52515	Gas	0	0	87	87	87
			Object Total	78,956	112,353	150,087	150,087	150,087
01150012	EST Support Services	52520	Mobile Devices	5,825	6,300	0	0	0
01150014	EST Infrastructure	52520	Mobile Devices	10,560	0	0	0	0
01400000	Municipal Services Admin.	52520	Mobile Devices	0	18,955	500	500	0
01402504	Traffic	52520	Mobile Devices	45	0	610	610	0
80405000	Stormwater Administration	52520	Mobile Devices	0	0	4,500	4,500	4,500
			Object Total	16,430	25,255	5,610	5,610	4,500
01100000	Finance	52530	Telephone	26,825	17,069	19,416	19,416	0
01150012	EST Support Services	52530	Telephone	3,381	5,185	0	0	0
01180000	Legal	52530	Telephone	0	0	100	100	100
01200000	CD Administration	52530	Telephone	1,434	0	0	0	0
01300000	Fire Administration	52530	Telephone	-482	0	0	0	0
01350000	Police Administration	52530	Telephone	205	0	16,000	16,000	16,000
01400000	Municipal Services Admin.	52530	Telephone	132	0	0	0	0
01403500	Facilities	52530	Telephone	371	0	0	0	0
01500000	Parks & Rec. Administration	52530	Telephone	0	0	1,191	1,191	1,191
01501000	Parks Maint. Administration	52530	Telephone	1,104	0	8,495	8,495	8,495
01501612	Parks Custodial	52530	Telephone	0	0	0	172	172
01502000	Parks Prog. Administration	52530	Telephone	0	0	1,247	1,247	1,247
01502612	Parks Prog. Custodial	52530	Telephone	0	0	172	0	0
01502613	Thompson Barn	52530	Telephone	0	3,840	15,866	15,866	15,866
01509647	Ad Astra Pool	52530	Telephone	0	0	792	792	792
01509648	Flat Rock Creek Pool	52530	Telephone	0	0	745	745	745
01509649	Indian Trails Pool	52530	Telephone	0	0	728	728	728
28500652	Legler Barn	52530	Telephone	0	0	1,735	1,735	1,735
80405000	Stormwater Administration	52530	Telephone	0	0	0	0	0
80405550	Stormwater Development	52530	Telephone	263	0	0	0	0
			Object Total	33,233	26,094	66,487	66,487	47,071
01403500	Facilities	52535	Trash	16,178	21,142	18,350	18,350	21,000
01509649	Indian Trails Pool	52535	Trash	0	0	77	77	77
			Object Total	16,178	21,142	18,427	18,427	21,077
01403500	Facilities	52540	Wastewater	52,130	45,554	57,500	57,500	50,000
			Object Total	52,130	45,554	57,500	57,500	50,000

ORG	ORG DESCRIPTION	OBJ	DESCRIPTION	2013 ACTUAL	2014 ACTUAL	2015 ORIGINAL BUDGET	2015 REVISED BUDGET	2016 BUDGET
01403500	Facilities	52545	Water	215,496	243,569	235,000	235,000	242,500
01509647	Ad Astra Pool	52545	Water	0	0	1,211	1,211	1,211
01509648	Flat Rock Creek Pool	52545	Water	0	0	899	899	899
01509649	Indian Trails Pool	52545	Water	0	0	2,406	2,406	2,406
			Object Total	215,496	243,569	239,516	239,516	247,016
01150012	EST Support Services	52547	Telecommunications	400	0	0	0	0
01150013	EST Data Analytics	52547	Telecommunications	815	0	0	0	0
01300000	Fire Administration	52547	Telecommunications	19,746	5,999	28,226	28,226	28,226
			Object Total	20,961	5,999	28,226	28,226	28,226
01150000	EST Administration	52549	Teleconference Charge	54	0	0	0	0
			Object Total	54	0	0	0	0
01150000	EST Administration	52551	Mobile Device Data Plan	72,008	0	208,806	208,806	254,000
01150012	EST Support Services	52551	Mobile Device Data Plan	77,375	247,728	59,630	59,630	59,630
01150013	EST Data Analytics	52551	Mobile Device Data Plan	0	20,680	0	0	0
			Object Total	149,383	268,408	268,436	268,436	313,630
01150012	EST Support Services	52552	Domain Fee	0	2,440	0	0	0
			Object Total	0	2,440	0	0	0
01350000	Police Administration	52555	Video Transmission	0	0	25,000	25,000	25,000
			Object Total	0	0	25,000	25,000	25,000
01150000	EST Administration	52557	Internet Service Provider	28,782	0	0	0	0
01150012	EST Support Services	52557	Internet Service Provider	8,414	36,525	0	0	0
01150013	EST Data Analytics	52557	Internet Service Provider	323	0	0	0	0
01150014	EST Infrastructure	52557	Internet Service Provider	4,264	0	0	0	0
			Object Total	41,783	36,525	0	0	0
01150014	EST Infrastructure	52559	Data Wiring	0	2,347	13,000	13,000	13,000
			Object Total	0	2,347	13,000	13,000	13,000
01150012	EST Support Services	52562	Cloud Storage	0	104	0	0	0
01150014	EST Infrastructure	52562	Cloud Storage	2,435	1,595	0	0	0
			Object Total	2,435	1,699	0	0	0
01011000	City Administrator	52563	Computer/Data Processing	26	0	0	0	0
01150000	EST Administration	52563	Computer/Data Processing	0	0	10,000	10,000	10,000
01150012	EST Support Services	52563	Computer/Data Processing	475	0	0	0	0
01150013	EST Data Analytics	52563	Computer/Data Processing	494	0	0	0	0
01150014	EST Infrastructure	52563	Computer/Data Processing	755	0	0	0	0
01203000	Land Use	52563	Computer/Data Processing	0	0	1,500	1,500	500
01350000	Police Administration	52563	Computer/Data Processing	96,626	46,804	80,000	80,000	80,000
01402504	Traffic	52563	Computer/Data Processing	0	0	10,000	10,000	10,000
			Object Total	98,376	46,804	101,500	101,500	100,500
01150014	EST Infrastructure	52564	LAN Service	0	34,203	0	0	0
			Object Total	0	34,203	0	0	0
01014000	City Clerk	52620	Rents/Leases	0	0	0	300	300
01100000	Finance	52620	Rents/Leases	268	0	300	0	0
01350000	Police Administration	52620	Rents/Leases	3,978	0	0	0	0
01351000	Police Investigations	52620	Rents/Leases	0	1,350	2,052	2,052	2,052
01352000	Patrol Administration	52620	Rents/Leases	0	0	1,539	1,539	1,539
01404000	Fleet	52620	Rents/Leases	0	0	0	0	20,000
01500000	Parks & Rec. Administration	52620	Rents/Leases	603	0	0	0	0
01501500	Parks Maint. Facilities	52620	Rents/Leases	0	304	0	0	0
01502612	Parks Prog. Custodial	52620	Rents/Leases	1,664	0	0	0	0
01502613	Thompson Barn	52620	Rents/Leases	169	0	0	0	0
01502653	Parks Prog. NGA	52620	Rents/Leases	1,659	856	7,821	7,821	7,821
01503615	BBQ	52620	Rents/Leases	0	88	0	0	0
01506655	Art & Wine Fair	52620	Rents/Leases	0	5,115	7,170	7,170	7,170
80405500	Stormwater Maintenance	52620	Rents - Leases	0	0	0	0	7,000
			Object Total	8,341	7,713	18,882	18,882	45,882
01350000	Police Administration	52622	Rents - Range	1,296	5,334	13,500	13,500	13,500
			Object Total	1,296	5,334	13,500	13,500	13,500
01401502	Highways & Streets	52623	Rents - Facilities	0	9,600	9,600	9,600	9,600
			Object Total	0	9,600	9,600	9,600	9,600
01012000	Communications	52624	Rents - Equipment	0	1,103	0	0	2,500
01013000	Municipal Court	52624	Rents - Equipment	1,348	0	0	0	0

ORG	ORG DESCRIPTION	OBJ	DESCRIPTION	2013 ACTUAL	2014 ACTUAL	2015 ORIGINAL BUDGET	2015 REVISED BUDGET	2016 BUDGET
01200000	CD Administration	52624	Rents - Equipment	375	220	0	0	0
01204000	Engineering	52624	Rents - Equipment	245	194	500	500	250
01401502	Highways & Streets	52624	Rents - Equipment	4,342	220	6,000	6,000	6,000
01402504	Traffic	52624	Rents - Equipment	60	866	2,500	2,500	2,500
01403500	Facilities	52624	Rents - Equipment	484	426	1,540	1,540	1,500
01500000	Parks & Rec. Administration	52624	Rents - Equipment	5,167	227	1,602	1,602	1,602
01501000	Parks Maint. Administration	52624	Rents - Equipment	46	274	1,097	1,097	1,097
01501500	Parks Maint. Facilities	52624	Rents - Equipment	141	4,399	9,794	9,794	9,794
01501612	Parks Custodial	52624	Rents - Equipment	0	0	0	10,584	10,584
01502612	Parks Prog. Custodial	52624	Rents - Equipment	4,153	8,561	10,584	0	0
01502613	Thompson Barn	52624	Rents - Equipment	2,939	1,768	3,763	3,763	3,763
01503615	BBQ	52624	Rents - Equipment	4,514	4,526	15,855	15,855	5,855
01503616	Chili Challenge	52624	Rents - Equipment	950	1,054	1,736	1,736	1,736
01503620	Freedom Run	52624	Rents - Equipment	1,015	1,015	4,010	4,010	4,010
01503625	Spinach Festival	52624	Rents - Equipment	3,324	6,560	3,581	3,581	6,581
01504631	Adult Trips	52624	Rents - Equipment	3,168	10,503	8,000	8,000	0
80405500	Stormwater Maintenance	52624	Rents - Equipment	804	1,916	12,500	12,500	12,000
			Object Total	33,075	43,832	83,062	83,062	69,772
01014000	City Clerk	52625	Rents - Other	0	0	0	100	100
01100000	Finance	52625	Rents - Other	88	423	100	0	0
01110000	Human Resources	52625	Rents - Other	60	0	350	350	350
01402504	Traffic	52625	Rents - Other	200	0	0	0	0
01404000	Fleet	52625	Rents - Other	874	1,564	1,520	1,520	1,600
			Object Total	1,222	1,987	1,970	1,970	2,050
01150014	EST Infrastructure	52639	Rents - Servers	885	0	0	0	0
			Object Total	885	0	0	0	0
80405500	Stormwater Maintenance	52648	Rents - Lease Vehicles	0	12,982	0	0	0
			Object Total	0	12,982	0	0	0
01100000	Finance	52700	Repair/Maintenance	214	0	300	300	0
01201000	Community Standards	52700	Repair/Maintenance	0	0	500	500	500
01202000	Building Inspection	52700	Repair/Maintenance	0	0	1,000	1,000	1,000
01204000	Engineering	52700	Repair/Maintenance	0	0	500	500	500
01350000	Police Administration	52700	Repair/Maintenance	10,601	25,434	40,745	40,745	40,745
01350401	Police Towers	52700	Repair/Maintenance	0	0	3,780	3,780	3,780
01351000	Police Investigations	52700	Repair/Maintenance	45	0	1,000	1,000	1,000
01352000	Patrol Administration	52700	Repair/Maintenance	300	0	2,052	2,052	2,052
01404000	Fleet	52700	Repair/Maintenance	0	517	0	0	0
01501602	Parks Maint. Landscape	52700	Repair/Maintenance	10,346	0	0	0	0
01502613	Thompson Barn	52700	Repair/Maintenance	368	0	0	0	0
80405500	Stormwater Maintenance	52700	Repair/Maintenance	7,620	0	0	0	0
			Object Total	29,494	25,951	49,877	49,877	49,577
01303500	Fire Logistics Facilities	52702	Repair/Maint - Facilities	20,173	1,348	23,650	23,650	23,650
01404000	Fleet	52702	Repair/Maint - Facilities	2,745	2,026	2,310	2,310	2,300
01501000	Parks Maint. Administration	52702	Repair/Maint - Facilities	0	0	316	316	316
01501500	Parks Maint. Facilities	52702	Repair/Maint - Facilities	36,081	6,522	1,000	1,000	1,000
01501601	Parks Maint. Turf	52702	Repair/Maint - Facilities	196,049	253,793	290,550	290,550	280,650
01501602	Parks Maint. Landscape	52702	Repair/Maint - Facilities	81,233	106,248	138,194	138,194	138,194
01501612	Parks Custodial	52702	Repair/Maint - Facilities	0	0	0	950	950
01502612	Parks Prog. Custodial	52702	Repair/Maint - Facilities	8,176	5,896	950	0	0
01502613	Thompson Barn	52702	Repair/Maint - Facilities	3,764	5,585	7,273	7,273	7,273
01509646	Swimming Pools	52702	Repair/Maint - Facilities	0	0	259	259	259
01509648	Flat Rock Creek Pool	52702	Repair/Maint - Facilities	0	0	776	776	776
80405500	Stormwater Maintenance	52702	Repair/Maint - Facilities	619	196	1,000	1,000	400
			Object Total	348,840	381,614	466,278	466,278	455,768
01013000	Municipal Court	52704	Repair/Maint - Equipment	194	0	600	600	600
01303316	Fire Logistics Equipment	52704	Repair/Maint - Equipment	19,118	26,619	25,000	25,000	27,500
01401502	Highways & Streets	52704	Repair/Maint - Equipment	0	0	250	250	250
01402504	Traffic	52704	Repair/Maint - Equipment	1,360	1,225	2,000	2,000	2,000
01404000	Fleet	52704	Repair/Maint - Equipment	6,155	8,509	10,000	10,000	10,000
01500000	Parks & Rec. Administration	52704	Repair/Maint - Equipment	0	0	96	96	96
01501000	Parks Maint. Administration	52704	Repair/Maint - Equipment	0	0	211	211	211
01501612	Parks Custodial	52704	Repair/Maint - Equipment	0	0	0	2,067	2,067
01502612	Parks Prog. Custodial	52704	Repair/Maint - Equipment	833	1,966	2,067	0	0
01509647	Ad Astra Pool	52704	Repair/Maint - Equipment	725	725	974	974	974
01509648	Flat Rock Creek Pool	52704	Repair/Maint - Equipment	725	725	955	955	955
01509649	Indian Trails Pool	52704	Repair/Maint - Equipment	725	725	955	955	955
80405000	Stormwater Administration	52704	Repair/Maint - Equipment	0	0	1,200	1,200	0
80405500	Stormwater Maintenance	52704	Repair/Maint - Equipment	10,184	11,157	3,000	3,000	6,000
			Object Total	40,019	51,651	47,308	47,308	51,608

ORG	ORG DESCRIPTION	OBJ	DESCRIPTION	2013 ACTUAL	2014 ACTUAL	2015 ORIGINAL BUDGET	2015 REVISED BUDGET	2016 BUDGET
01303314	Fire Logistics Vehicles	52706	Repair/Maint - Automotive	23,287	32,589	25,000	25,000	27,500
01350000	Police Administration	52706	Repair/Maint - Automotive	17,084	11,723	34,255	34,255	34,255
01404000	Fleet	52706	Repair/Maint - Automotive	58,840	26,697	20,605	20,605	25,000
80405000	Stormwater Administration	52706	Repair/Maint - Automotive	205	0	550	550	1,000
			Object Total	99,416	71,009	80,410	80,410	87,755
01501000	Parks Maint. Administration	52708	Repair/Maint - Art	0	531	4,500	4,500	4,500
			Object Total	0	531	4,500	4,500	4,500
01150012	EST Support Services	52710	Repair/Maint - Comp Equip.	648	740	2,000	2,000	2,000
01150014	EST Infrastructure	52710	Repair/Maint - Comp Equip	367	0	0	0	0
			Object Total	1,015	740	2,000	2,000	2,000
01150012	EST Support Services	52714	Repair/Maint - Video Trans Equip.	0	499	0	0	0
			Object Total	0	499	0	0	0
01150014	EST Infrastructure	52716	Repair/Maint - LAN Equip	1,031	74,057	0	0	0
			Object Total	1,031	74,057	0	0	0
01150012	EST Support Services	52718	Repair/Maint - PC & Printers	8,612	21,241	26,425	26,425	20,000
01150013	EST Data Analytics	52718	Repair/Maint - PC & Printers	125	0	0	0	0
01150014	EST Infrastructure	52718	Repair/Maint - PC & Printers	380	0	0	0	0
01180000	Legal	52718	Repair/Maint - PC & Printers	0	0	324	324	324
01200000	CD Administration	52718	Repair/Maint - PC & Printers	0	218	0	0	0
			Object Total	9,117	21,459	26,749	26,749	20,324
01150012	EST Support Services	52719	Repair/Maint - Portable Devices	0	2,138	0	0	0
			Object Total	0	2,138	0	0	0
01150014	EST Infrastructure	52720	Repair/Maint - Servers	0	74,131	0	0	0
			Object Total	0	74,131	0	0	0
01012000	Communications	52800	Advertising/Publications	10,503	15,466	2,920	2,920	14,420
01013000	Municipal Court	52800	Advertising/Publications	0	0	30	30	30
01014000	City Clerk	52800	Advertising/Publications	0	0	0	9,200	9,200
01100000	Finance	52800	Advertising/Publications	8,752	4,701	9,500	300	300
01111011	Recruiting	52800	Advertising/Publications	13,992	15,886	14,000	14,000	15,500
01150000	EST Administration	52800	Advertising/Publications	0	0	1,400	1,400	1,400
01180000	Legal	52800	Advertising/Publications	290	919	240	240	940
01181000	Prosecution	52800	Advertising/Publications	0	428	0	0	250
01200000	CD Administration	52800	Advertising/Publications	198	0	0	0	0
01201000	Community Standards	52800	Advertising/Publications	241	366	500	500	500
01202000	Building Inspection	52800	Advertising/Publications	28	0	1,000	1,000	1,000
01203000	Land Use	52800	Advertising/Publications	64	48	1,000	1,000	100
01204000	Engineering	52800	Advertising/Publications	0	77	0	0	250
01350000	Police Administration	52800	Advertising/Publications	89	0	2,500	2,500	2,500
01351000	Police Investigations	52800	Advertising/Publications	73	0	0	0	0
01402504	Traffic	52800	Advertising/Publications	0	0	100	100	100
01500000	Parks & Rec. Administration	52800	Advertising/Publications	0	266	0	0	0
01501000	Parks Maint. Administration	52800	Advertising/Publications	0	0	105	105	105
01501601	Parks Maint. Turf	52800	Advertising/Publications	0	0	61	61	61
01502000	Parks Prog. Administration	52800	Advertising/Publications	10,087	519	13,493	13,493	13,493
01502613	Thompson Barn	52800	Advertising/Publications	2,094	2,714	4,000	4,000	4,000
01503615	BBQ	52800	Advertising/Publications	38	305	676	676	676
01503616	Chili Challenge	52800	Advertising/Publications	0	759	772	772	772
01503618	Cupids Gem	52800	Advertising/Publications	0	0	203	203	203
01503620	Freedom Run	52800	Advertising/Publications	0	0	227	227	227
01503623	Other Events	52800	Advertising/Publications	330	0	0	0	0
01503625	Spinach Festival	52800	Advertising/Publications	384	440	927	927	927
01503626	Senior Banquet	52800	Advertising/Publications	0	0	260	260	260
01504629	Senior Programs	52800	Advertising/Publications	180	0	800	800	800
01506654	Get Outdoors	52800	Advertising/Publications	0	75	400	400	400
01506655	Art & Wine Fair	52800	Advertising/Publications	0	1,370	2,100	2,100	2,100
01509646	Swimming Pools	52800	Advertising/Publications	1,008	560	2,061	2,061	2,061
01509647	Ad Astra Pool	52800	Advertising/Publications	0	101	422	422	422
01509648	Flat Rock Creek Pool	52800	Advertising/Publications	0	100	147	147	147
01509649	Indian Trails Pool	52800	Advertising/Publications	0	183	532	532	2,482
26350000	Drug & Alcohol Awareness	52800	Advertising/Publications	350	0	0	0	0
28500652	Legler Barn	52800	Advertising/Publications	0	0	1,259	1,259	1,259
80405000	Stormwater Administration	52800	Advertising/Publications	120	0	5,000	5,000	250
			Object Total	48,821	45,283	66,635	66,635	77,135
01010000	Governing Body	52805	Contingency	0	0	10,000	10,000	10,000
			Object Total	0	0	10,000	10,000	10,000

ORG	ORG DESCRIPTION	OBJ	DESCRIPTION	2013 ACTUAL	2014 ACTUAL	2015 ORIGINAL BUDGET	2015 REVISED BUDGET	2016 BUDGET
01011000	City Administrator	52810	Copying/Printings Services	0	100	100	100	100
01012000	Communications	52810	Copying/Printings Services	17,077	25,874	27,500	27,500	29,000
01013000	Municipal Court	52810	Copying/Printings Services	1,915	4,033	3,865	3,865	3,865
01100000	Finance	52810	Copying/Printings Services	5,461	1,274	1,835	1,835	1,835
01110000	Human Resources	52810	Copying/Printings Services	131	500	500	500	500
01150000	EST Administration	52810	Copying/Printings Services	16	148	1,400	1,400	1,400
01150012	EST Support Services	52810	Copying/Printings Services	37	30,205	0	0	0
01150013	EST Data Analytics	52810	Copying/Printings Services	0	136	0	0	0
01180000	Legal	52810	Copying/Printings Services	42	908	1,956	1,956	1,256
01181000	Prosecution	52810	Copying/Printings Services	127	27	486	486	486
01200000	CD Administration	52810	Copying/Printings Services	18,526	2,074	5,250	5,250	2,250
01201000	Community Standards	52810	Copying/Printings Services	51	0	0	0	250
01202000	Building Inspection	52810	Copying/Printings Services	345	20	0	0	0
01203000	Land Use	52810	Copying/Printings Services	51	129	0	0	150
01204000	Engineering	52810	Copying/Printings Services	1,314	690	0	0	750
01300000	Fire Administration	52810	Copying/Printings Services	958	564	755	755	755
01350000	Police Administration	52810	Copying/Printings Services	23,792	5,766	21,750	21,750	19,000
01351000	Police Investigations	52810	Copying/Printings Services	480	569	0	0	0
01400000	Municipal Services Admin.	52810	Copying/Printings Services	1,317	51	0	0	0
01402504	Traffic	52810	Copying/Printings Services	186	0	3,518	3,518	0
01403500	Facilities	52810	Copying/Printings Services	131	145	1,000	1,000	1,000
01404000	Fleet	52810	Copying/Printings Services	66	1,260	0	0	0
01500000	Parks & Rec. Administration	52810	Copying/Printings Services	618	39	0	0	0
01501000	Parks Maint. Administration	52810	Copying/Printings Services	33	0	0	0	0
01502000	Parks Prog. Administration	52810	Copying/Printings Services	0	10,385	0	0	0
01502613	Thompson Barn	52810	Copying/Printings Services	729	715	744	744	744
01503615	BBQ	52810	Copying/Printings Services	105	568	1,802	1,802	1,802
01503620	Freedom Run	52810	Copying/Printings Services	0	469	932	932	932
80405000	Stormwater Administration	52810	Copying/Printings Services	33	0	1,000	1,000	2,000
80405500	Stormwater Maintenance	52810	Copying/Printings Services	130	49	300	300	50
80405550	Stormwater Development	52810	Copying/Printings Services	51	0	0	0	0
			Object Total	73,721	86,698	74,693	74,693	68,125
01014000	City Clerk	52815	Court/Recording Fees	0	0	0	400	400
01100000	Finance	52815	Court/Recording Fees	626	220	400	0	0
01180000	Legal	52815	Court/Recording Fees	6,614	588	721	721	721
01181000	Prosecution	52815	Court/Recording Fees	0	0	108	108	108
01201000	Community Standards	52815	Court/Recording Fees	2,080	2,316	1,000	1,000	2,500
01203000	Land Use	52815	Court/Recording Fees	44	0	0	0	0
01204000	Engineering	52815	Court/Recording Fees	0	60	0	0	0
80405000	Stormwater Administration	52815	Court/Recording Fees	0	0	0	0	250
			Object Total	9,364	3,184	2,229	2,229	3,979
01010000	Governing Body	52820	Dues/Memberships	415	37,916	39,000	39,000	40,000
01011000	City Administrator	52820	Dues/Memberships	4,445	6,627	6,880	6,880	4,500
01012000	Communications	52820	Dues/Memberships	538	963	1,125	1,125	1,125
01013000	Municipal Court	52820	Dues/Memberships	845	1,164	1,085	1,085	1,085
01014000	City Clerk	52820	Dues/Memberships	0	0	0	315	315
01100000	Finance	52820	Dues/Memberships	34,122	3,308	5,215	4,900	4,900
01110000	Human Resources	52820	Dues/Memberships	1,075	1,869	1,500	1,500	2,250
01150000	EST Administration	52820	Dues/Memberships	1,078	1,180	5,000	5,000	5,000
01150013	EST Data Analytics	52820	Dues/Memberships	99	90	0	0	0
01180000	Legal	52820	Dues/Memberships	3,339	3,261	5,650	5,650	5,650
01181000	Prosecution	52820	Dues/Memberships	1,919	1,348	3,200	3,200	2,750
01200000	CD Administration	52820	Dues/Memberships	1,818	1,460	2,000	2,000	3,000
01201000	Community Standards	52820	Dues/Memberships	0	0	300	300	250
01202000	Building Inspection	52820	Dues/Memberships	452	623	1,000	1,000	1,000
01203000	Land Use	52820	Dues/Memberships	3,355	2,040	3,500	3,500	2,500
01204000	Engineering	52820	Dues/Memberships	2,333	4,526	3,400	3,100	5,000
01300000	Fire Administration	52820	Dues/Memberships	14,822	11,232	12,000	12,000	15,000
01350000	Police Administration	52820	Dues/Memberships	5,710	3,701	1,792	1,792	4,542
01351000	Police Investigations	52820	Dues/Memberships	3,120	1,105	1,898	1,898	1,898
01352000	Patrol Administration	52820	Dues/Memberships	3,125	5,996	3,078	3,078	3,078
01352307	Patrol Bike	52820	Dues/Memberships	220	0	0	0	0
01352402	Patrol K9	52820	Dues/Memberships	714	385	0	0	0
01352403	Patrol Traffic	52820	Dues/Memberships	120	0	0	0	0
01352404	Patrol Tactical	52820	Dues/Memberships	805	790	0	0	0
01352406	Patrol SRO	52820	Dues/Memberships	284	80	0	0	0
01352407	Patrol Firearms	52820	Dues/Memberships	445	35	0	0	0
01400000	Municipal Services Admin.	52820	Dues/Memberships	865	784	2,000	2,000	2,000
01401502	Highways & Streets	52820	Dues/Memberships	616	766	700	700	800
01402504	Traffic	52820	Dues/Memberships	494	626	3,000	3,000	1,500
01403500	Facilities	52820	Dues/Memberships	571	531	705	705	700
01404000	Fleet	52820	Dues/Memberships	234	326	500	500	500
01500000	Parks & Rec. Administration	52820	Dues/Memberships	3,881	4,732	4,925	4,925	4,925
01501000	Parks Maint. Administration	52820	Dues/Memberships	240	300	263	263	263

ORG	ORG DESCRIPTION	OBJ	DESCRIPTION	2013 ACTUAL	2014 ACTUAL	2015 ORIGINAL BUDGET	2015 REVISED BUDGET	2016 BUDGET
01501500	Parks Maint. Facilities	52820	Dues/Memberships	30	0	0	0	0
01501612	Parks Custodial	52820	Dues/Memberships	0	0	0	530	730
01502000	Parks Prog. Administration	52820	Dues/Memberships	2,206	2,113	668	668	668
01502612	Parks Prog. Custodial	52820	Dues/Memberships	482	493	530	0	0
01503615	BBQ	52820	Dues/Memberships	385	350	45	45	395
01503616	Chili Challenge	52820	Dues/Memberships	328	35	0	0	0
01506655	Art & Wine Fair	52820	Dues/Memberships	0	0	1,500	1,500	1,500
01509647	Ad Astra Pool	52820	Dues/Memberships	502	477	86	86	86
01509648	Flat Rock Creek Pool	52820	Dues/Memberships	791	766	86	86	86
01509649	Indian Trails Pool	52820	Dues/Memberships	502	477	86	86	86
01509651	Swim Team	52820	Dues/Memberships	0	0	172	172	472
80405000	Stormwater Administration	52820	Dues/Memberships	692	941	3,000	3,000	2,500
80405500	Stormwater Maintenance	52820	Dues/Memberships	474	464	500	500	500
			Object Total	98,490	103,880	116,389	116,089	121,554
01100000	Finance	52825	Association Dues	172	200	500	500	500
01110000	Human Resources	52825	Association Dues	100	90	0	0	0
01200000	CD Administration	52825	Association Dues	60	1,420	0	0	0
01203000	Land Use	52825	Association Dues	30	0	0	0	0
01400000	Municipal Services Admin.	52825	Association Dues	0	0	500	500	500
			Object Total	362	1,710	1,000	1,000	1,000
01180000	Legal	52830	Insurance - Property & Liability	322,167	339,438	355,000	355,000	398,336
			Object Total	322,167	339,438	355,000	355,000	398,336
01150012	EST Support Services	52840	Licenses/Certifications	0	3,363	0	0	0
01180000	Legal	52840	Licenses/Certifications	1,160	65	3,500	3,500	3,500
01181000	Prosecution	52840	Licenses/Certifications	745	334	444	444	444
01200000	CD Administration	52840	Licenses/Certifications	0	250	0	0	0
01202000	Building Inspection	52840	Licenses/Certifications	0	489	0	0	1,000
01204000	Engineering	52840	Licenses/Certifications	36	345	500	500	500
01504628	Adult Fitness	52840	Licenses/Certifications	230	459	1,200	1,200	1,200
80405000	Stormwater Administration	52840	Licenses/Certifications	0	0	0	0	250
			Object Total	2,171	5,305	5,644	5,644	6,894
01011000	City Administrator	52842	NRD-GF Grant	39,100	39,825	40,000	45,000	45,000
			Object Total	39,100	39,825	40,000	45,000	45,000
01011000	City Administrator	52844	NRD Loan	0	0	5,000	0	0
			Object Total	0	0	5,000	0	0
50052000	Economic Development - NRD	52846	NRD Rebate	195,838	213,803	250,000	250,000	300,000
			Object Total	195,838	213,803	250,000	250,000	300,000
01010000	Governing Body	52850	Postage/Shipping	0	0	300	300	300
01011000	City Administrator	52850	Postage/Shipping	0	15	100	100	100
01012000	Communications	52850	Postage/Shipping	20,416	25,306	26,750	26,750	27,250
01100000	Finance	52850	Postage/Shipping	24,891	30,269	30,000	30,000	30,000
01110000	Human Resources	52850	Postage/Shipping	317	60	150	150	150
01150000	EST Administration	52850	Postage/Shipping	32	144	1,500	1,500	1,500
01150012	EST Support Services	52850	Postage/Shipping	170	1,035	0	0	0
01150014	EST Infrastructure	52850	Postage/Shipping	12	0	0	0	0
01180000	Legal	52850	Postage/Shipping	9	68	516	516	516
01181000	Prosecution	52850	Postage/Shipping	98	88	108	108	108
01200000	CD Administration	52850	Postage/Shipping	525	0	1,500	1,500	0
01203000	Land Use	52850	Postage/Shipping	21	0	0	0	0
01300000	Fire Administration	52850	Postage/Shipping	500	194	250	250	250
01350000	Police Administration	52850	Postage/Shipping	3,575	4,349	5,000	5,000	5,000
01402504	Traffic	52850	Postage/Shipping	121	0	500	500	500
01500000	Parks & Rec. Administration	52850	Postage/Shipping	3	0	4,873	4,873	4,873
01502000	Parks Prog. Administration	52850	Postage/Shipping	3	0	1,818	1,818	1,818
01502613	Thompson Barn	52850	Postage/Shipping	1,241	0	0	0	0
01503617	Community Days	52850	Postage/Shipping	0	653	0	0	0
01503620	Freedom Run	52850	Postage/Shipping	251	95	593	593	593
01506655	Art & Wine Fair	52850	Postage/Shipping	0	597	1,075	1,075	1,075
28500652	Legler Barn	52850	Postage/Shipping	0	0	171	171	171
80405000	Stormwater Administration	52850	Postage/Shipping	0	0	750	750	250
80405500	Stormwater Maintenance	52850	Postage/Shipping	36	87	120	120	120
			Object Total	52,221	62,960	76,074	76,074	74,574
01014000	City Clerk	52855	Public Notices	0	0	0	0	0
01202000	Building Inspection	52855	Public Notices	0	43	0	0	0
01203000	Land Use	52855	Public Notices	955	1,803	1,000	1,000	2,000
01204000	Engineering	52855	Public Notices	0	41	0	0	0
			Object Total	955	1,887	1,000	1,000	2,000

ORG	ORG DESCRIPTION	OBJ	DESCRIPTION	2013 ACTUAL	2014 ACTUAL	2015 ORIGINAL BUDGET	2015 REVISED BUDGET	2016 BUDGET
01180000	Legal	52857	Litigation	0	0	4,100	4,100	4,100
			Object Total	0	0	4,100	4,100	4,100
01011000	City Administrator	52870	Subscriptions	382	280	500	500	500
01012000	Communications	52870	Subscriptions	1,404	1,798	400	400	400
01100000	Finance	52870	Subscriptions	1,539	1,552	2,000	2,000	2,000
01110000	Human Resources	52870	Subscriptions	5,389	1,721	4,000	4,000	4,000
01150000	EST Administration	52870	Subscriptions	216	0	0	0	0
01150012	EST Support Services	52870	Subscriptions	138	0	0	0	0
01180000	Legal	52870	Subscriptions	12,747	13,345	18,667	18,667	18,667
01181000	Prosecution	52870	Subscriptions	2,153	1,360	1,200	1,200	1,400
01200000	CD Administration	52870	Subscriptions	0	19	0	0	0
01203000	Land Use	52870	Subscriptions	0	408	0	0	500
01204000	Engineering	52870	Subscriptions	0	10	0	0	0
			Object Total	23,969	20,493	26,767	26,767	27,467
01012000	Communications	52875	Subscription Service	0	798	1,500	1,500	1,500
			Object Total	0	798	1,500	1,500	1,500
01010000	Governing Body	52999	Pcard Holding	0	49	0	0	0
01011000	City Administrator	52999	Pcard Holding	0	-14	0	0	0
01200000	CD Administration	52999	Pcard Holding	0	6	0	0	0
			Object Total	0	41	0	0	0
			Contractual Services Total	8,311,778	8,271,364	9,711,718	9,863,053	10,354,656

ORG	ORG DESCRIPTION	OBJ	DESCRIPTION	2013 ACTUAL	2014 ACTUAL	2015 ORIGINAL BUDGET	2015 REVISED BUDGET	2016 BUDGET
01011000	City Administrator	54100	Equipment (commodities)	0	0	500	500	500
01013000	Municipal Court	54100	Equipment (commodities)	0	1,260	1,500	1,500	1,500
01180000	Legal	54100	Equipment (commodities)	88	0	2,401	2,401	2,401
01181000	Prosecution	54100	Equipment (commodities)	0	0	271	271	271
01300000	Fire Administration	54100	Equipment (commodities)	13,776	11,329	13,000	13,000	13,000
01300302	Fire Occupational Safety	54100	Equipment (commodities)	2,242	2,535	2,500	2,500	2,500
01300303	Fire Prof. Development	54100	Equipment (commodities)	23,797	13,603	20,000	20,000	25,000
01303316	Fire Logistics Equipment	54100	Equipment (commodities)	2,090	56,458	0	0	0
01350000	Police Administration	54100	Equipment (commodities)	31,761	44,397	65,000	65,000	65,000
01352000	Patrol Administration	54100	Equipment (commodities)	238	265	14,082	14,082	14,082
01352402	Patrol K9	54100	Equipment (commodities)	499	0	0	0	0
01352407	Patrol Firearms	54100	Equipment (commodities)	225	0	0	0	0
			Object Total	74,716	129,847	119,254	119,254	124,254
01012000	Communications	54102	Equipment - Audio & Video	2,152	74	2,250	2,250	2,250
01150012	EST Support Services	54102	Equipment - Audio & Video	0	5,071	0	0	0
01204000	Engineering	54102	Equipment - Audio & Video	70	80	0	0	0
01402504	Traffic	54102	Equipment - Audio & Video	0	1,167	0	0	0
01502613	Thompson Barn	54102	Equipment - Audio & Video	102,206	0	0	0	0
			Object Total	104,428	6,392	2,250	2,250	2,250
01404000	Fleet	54104	Equipment - Automotive	15,376	7,527	20,025	20,025	20,000
			Object Total	15,376	7,527	20,025	20,025	20,000
01204000	Engineering	54106	Equipment - Field	0	196	5,000	0	0
80405000	Stormwater Administration	54106	Equipment - Field	0	0	0	0	2,400
			Object Total	0	196	5,000	0	2,400
01012000	Communications	54108	Equipment - Office	0	0	750	750	750
01100000	Finance	54108	Equipment - Office	1,843	-34	1,000	1,000	1,000
01150000	EST Administration	54108	Equipment - Office	3,376	0	0	0	0
01400000	Municipal Services Admin.	54108	Equipment - Office	0	0	1,050	1,050	1,050
80405000	Stormwater Administration	54108	Equipment - Office	421	25	5,000	5,000	1,000
			Object Total	5,640	-9	7,800	7,800	3,800
01010000	Governing Body	54110	Equipment - Other Minor	236	0	0	0	0
01013000	Municipal Court	54110	Equipment - Other Minor	65	65	2,000	2,000	2,000
01100000	Finance	54110	Equipment - Other Minor	0	0	0	0	0
01110000	Human Resources	54110	Equipment - Other Minor	244	-13	0	0	0
01150000	EST Administration	54110	Equipment - Other Minor	0	1,888	0	0	0
01200000	CD Administration	54110	Equipment - Other Minor	0	0	112	112	0
01201000	Community Standards	54110	Equipment - Other Minor	0	210	350	350	250
01203000	Land Use	54110	Equipment - Other Minor	0	0	175	175	175
01204000	Engineering	54110	Equipment - Other Minor	436	0	750	750	0
01300000	Fire Administration	54110	Equipment - Other Minor	1,361	-3	0	0	0
01300301	Fire Preparedness	54110	Equipment - Other Minor	0	1,876	2,000	2,000	2,000
01301305	Fire Tech Rescue	54110	Equipment - Other Minor	8,185	7,866	10,000	10,000	10,000
01301306	Fire Haz Mat	54110	Equipment - Other Minor	825	965	1,000	1,000	1,000
01301307	Fire Bike Team	54110	Equipment - Other Minor	485	0	0	0	0
01302312	Fire Education	54110	Equipment - Other Minor	2,155	2,793	2,683	2,683	2,683
01303314	Fire Logistics Vehicles	54110	Equipment - Other Minor	658	0	0	0	0
01303316	Fire Logistics Equipment	54110	Equipment - Other Minor	59,543	0	65,000	65,000	65,000
01350000	Police Administration	54110	Equipment - Other Minor	29,745	18,608	30,000	30,000	30,000
01351000	Police Investigations	54110	Equipment - Other Minor	655	1,567	6,671	6,671	6,671
01352000	Patrol Administration	54110	Equipment - Other Minor	12,634	19,307	17,722	17,722	17,722
01401502	Highways & Streets	54110	Equipment - Other Minor	652	892	2,000	2,000	2,000
01402504	Traffic	54110	Equipment - Other Minor	6,845	3,837	5,000	5,000	5,000
01404000	Fleet	54110	Equipment - Other Minor	0	529	1,500	1,500	1,500
01501500	Parks Maint. Facilities	54110	Equipment - Other Minor	584	0	3,571	3,571	3,571
01501601	Parks Maint. Turf	54110	Equipment - Other Minor	3,225	4,652	4,580	4,580	4,580
01501602	Parks Maint. Landscape	54110	Equipment - Other Minor	655	2,496	2,584	2,584	2,584
01501612	Parks Custodial	54110	Equipment - Other Minor	0	0	0	3,500	3,500
01502000	Parks Prog. Administration	54110	Equipment - Other Minor	0	0	107	107	107
01502612	Parks Prog. Custodial	54110	Equipment - Other Minor	2,048	3,105	3,500	0	0
01502613	Thompson Barn	54110	Equipment - Other Minor	0	0	15,905	15,905	0
01509649	Indian Trails Pool	54110	Equipment - Other Minor	0	0	1,477	4,568	4,568
26350000	Drug & Alcohol Awareness	54110	Equipment - Other Minor	1,830	0	0	0	0
80405000	Stormwater Administration	54110	Equipment - Other Minor	36	0	5,000	5,000	0
80405500	Stormwater Maintenance	54110	Equipment - Other Minor	2,948	2,000	5,000	5,000	5,000
			Object Total	136,050	72,640	188,687	191,778	169,911
01404000	Fleet	54112	Equipment - Shop	13,484	11,867	13,360	13,360	13,360
			Object Total	13,484	11,867	13,360	13,360	13,360

ORG	ORG DESCRIPTION	OBJ	DESCRIPTION	2013 ACTUAL	2014 ACTUAL	2015 ORIGINAL BUDGET	2015 REVISED BUDGET	2016 BUDGET
01401502	Highways & Streets	54114	Equipment - Tools (hand/power)	4,096	2,382	4,000	4,000	4,000
01402504	Traffic	54114	Equipment - Tools (hand/power)	100	0	2,000	2,000	2,000
01403500	Facilities	54114	Equipment - Tools (hand/power)	1,325	2,630	4,090	4,090	4,100
01404000	Fleet	54114	Equipment - Tools (hand/power)	6,700	3,382	1,000	1,000	1,000
80405500	Stormwater Maintenance	54114	Equipment - Tools (hand/power)	3,136	3,400	5,000	5,000	5,000
			Object Total	15,357	11,794	16,090	16,090	16,100
01012000	Communications	54150	Equipment - Computer	1,188	0	0	0	0
01013000	Municipal Court	54150	Equipment - Computer	1,135	400	800	800	800
01100000	Finance	54150	Equipment - Computer	183	1,341	500	500	500
01110000	Human Resources	54150	Equipment - Computer	40	0	0	0	0
01150012	EST Support Services	54150	Equipment - Computer	32,976	44,543	0	0	0
01150013	EST Data Analytics	54150	Equipment - Computer	245	0	0	0	0
01150014	EST Infrastructure	54150	Equipment - Computer	811	0	0	0	0
01180000	Legal	54150	Equipment - Computer	0	0	1,316	1,316	1,316
01181000	Prosecution	54150	Equipment - Computer	0	0	540	540	540
01200000	CD Administration	54150	Equipment - Computer	0	0	750	750	0
01204000	Engineering	54150	Equipment - Computer	21	174	0	0	0
01350000	Police Administration	54150	Equipment - Computer	70,670	53,403	60,000	60,000	60,000
01351000	Police Investigations	54150	Equipment - Computer	576	835	0	0	0
			Object Total	107,845	100,696	63,906	63,906	63,156
01150012	EST Support Services	54152	Equipment - LAN	0	305	0	0	0
01150014	EST Infrastructure	54152	Equipment - LAN	38,097	11,814	0	0	0
			Object Total	38,097	12,119	0	0	0
01150000	EST Administration	54154	Equipment - Portable Device	0	100	0	0	0
01150012	EST Support Services	54154	Equipment - Portable Device	26,294	5,069	0	0	0
01150013	EST Data Analytics	54154	Equipment - Portable Device	32	0	0	0	0
01150014	EST Infrastructure	54154	Equipment - Portable Device	52	0	0	0	0
01204000	Engineering	54154	Equipment - Portable Device	92	0	0	0	0
			Object Total	26,470	5,169	0	0	0
01150012	EST Support Services	54156	Equipment - Printer	14,009	3,802	0	0	0
			Object Total	14,009	3,802	0	0	0
01150014	EST Infrastructure	54158	Equipment - Server	5,721	17,802	0	0	0
			Object Total	5,721	17,802	0	0	0
01150014	EST Infrastructure	54162	Equipment - WAN	0	6,189	0	0	0
			Object Total	0	6,189	0	0	0
01203000	Land Use	54200	Software	0	0	50	50	50
01204000	Engineering	54200	Software	1,638	1,621	4,008	4,008	2,000
01350000	Police Administration	54200	Software	2,355	10,992	5,000	5,000	5,000
			Object Total	3,993	12,613	9,058	9,058	7,050
01150012	EST Support Services	54204	Software - Other	0	1,750	0	0	0
01400000	Municipal Services Admin.	54204	Software - Other	35	0	500	500	500
01402504	Traffic	54204	Software - Other	7,500	1,594	8,500	8,500	8,500
80405000	Stormwater Administration	54204	Software - Other	1,500	1,500	3,500	3,500	3,500
			Object Total	9,035	4,844	12,500	12,500	12,500
01012000	Communications	54206	Software - Portable	3	0	0	0	0
01150012	EST Support Services	54206	Software - Portable	1,669	63	0	0	0
01150013	EST Data Analytics	54206	Software - Portable	311	0	0	0	0
01203000	Land Use	54206	Software - Portable	5	0	0	0	0
01204000	Engineering	54206	Software - Portable	0	11	0	0	0
			Object Total	1,988	74	0	0	0
01150012	EST Support Services	54208	Software - Server	6,618	13,625	0	0	0
01150013	EST Data Analytics	54208	Software - Server	7,360	10,465	0	0	0
01150014	EST Infrastructure	54208	Software - Server	833	27,728	0	0	0
			Object Total	14,811	51,818	0	0	0
01150013	EST Data Analytics	54210	Software -WAN	0	750	0	0	0
01150014	EST Infrastructure	54210	Software -WAN	0	9,204	0	0	0
			Object Total	0	9,954	0	0	0
01012000	Communications	54212	Software - Personal Computer	0	29	0	0	0
01100000	Finance	54212	Software - Personal Computer	0	0	1,000	1,000	1,000
01150000	EST Administration	54212	Software - Personal Computer	50	0	0	0	0
01150012	EST Support Services	54212	Software - Personal Computer	580	23,646	8,000	8,000	8,000

ORG	ORG DESCRIPTION	OBJ	DESCRIPTION	2013 ACTUAL	2014 ACTUAL	2015 ORIGINAL BUDGET	2015 REVISED BUDGET	2016 BUDGET
01150013	EST Data Analytics	54212	Software - Personal Computer	0	49	15,000	15,000	15,000
01150014	EST Infrastructure	54212	Software - Personal Computer	259	0	15,000	15,000	15,000
			Object Total	889	23,724	39,000	39,000	39,000
01200000	CD Administration	54300	Supplies	40	0	6,314	6,314	0
01201000	Community Standards	54300	Supplies	0	40	100	100	250
01202000	Building Inspection	54300	Supplies	29	0	200	200	500
01204000	Engineering	54300	Supplies	2,056	6	4,000	4,000	5,000
01300000	Fire Administration	54300	Supplies	0	18	0	0	0
01302310	Fire Prevention	54300	Supplies	1,340	70	2,000	2,000	2,000
01302311	Fire Investigation	54300	Supplies	1,043	2,157	2,000	2,000	2,000
01302312	Fire Education	54300	Supplies	1,754	1,715	2,000	2,000	2,000
01350000	Police Administration	54300	Supplies	34,446	28,911	35,000	35,000	35,000
01350401	Police Towers	54300	Supplies	509	0	0	0	0
01351000	Police Investigations	54300	Supplies	140	0	0	0	0
01352000	Patrol Administration	54300	Supplies	2,563	82	0	0	0
01352403	Patrol Traffic	54300	Supplies	46	0	0	0	0
01352404	Patrol Tactical	54300	Supplies	1,561	0	0	0	0
01352405	Patrol ACO	54300	Supplies	-195	0	0	0	0
01352406	Patrol SRO	54300	Supplies	774	0	0	0	0
01352409	Patrol Training	54300	Supplies	6,597	0	0	0	0
02100000	Endowment	54300	Supplies	1,007	5,399	0	0	0
01501612	Parks Custodial	54300	Supplies	0	0	0	24,100	24,100
01502000	Parks Prog. Administration	54300	Supplies	0	16	0	0	0
01502612	Parks Prog. Custodial	54300	Supplies	11,892	17,134	24,100	0	0
01502613	Thompson Barn	54300	Supplies	134	7,459	10,000	10,000	10,000
01502653	Parks Prog. NGA	54300	Supplies	1,459	1,415	1,676	1,676	1,676
01503615	BBQ	54300	Supplies	4	0	0	0	0
01503623	Other Events	54300	Supplies	6	0	0	0	0
28500652	Legler Barn	54300	Supplies	0	54	0	0	0
44501707	Street Tree Zone 2	54300	Supplies	16,949	0	0	0	0
45501708	Street Tree Zone 3	54300	Supplies	16,874	0	0	0	0
			Object Total	101,028	64,476	87,390	87,390	82,526
01401501	Snow	54302	Supplies - Aggregates	210,736	259,307	315,000	315,000	310,000
01401502	Highways & Streets	54302	Supplies - Aggregates	4,438	9,498	18,000	18,000	18,000
			Object Total	215,174	268,805	333,000	333,000	328,000
01352000	Patrol Administration	54303	Supplies - Ammunition	0	64,370	50,000	50,000	50,000
			Object Total	0	64,370	50,000	50,000	50,000
01401502	Highways & Streets	54304	Supplies - Asphalt	150,125	216,341	200,000	200,000	226,750
80405500	Stormwater Maintenance	54304	Supplies - Asphalt	0	1,053	2,000	2,000	2,000
			Object Total	150,125	217,394	202,000	202,000	228,750
01401502	Highways & Streets	54306	Supplies - Asphalt Release	5,827	6,630	11,000	11,000	11,000
			Object Total	5,827	6,630	11,000	11,000	11,000
01150012	EST Support Services	54310	Supplies - Computer	5,673	1,437	0	0	0
			Object Total	5,673	1,437	0	0	0
01150012	EST Support Services	54311	Supplies - Mobile Device	2,640	13,047	0	0	0
			Object Total	2,640	13,047	0	0	0
01401502	Highways & Streets	54312	Supplies - Concrete	9,122	3,612	20,000	20,000	15,000
80405500	Stormwater Maintenance	54312	Supplies - Concrete	9,109	6,530	15,000	15,000	15,000
			Object Total	18,231	10,142	35,000	35,000	30,000
01401502	Highways & Streets	54314	Supplies - Crack Seal	59,184	23,679	80,000	80,000	80,000
			Object Total	59,184	23,679	80,000	80,000	80,000
80405500	Stormwater Maintenance	54316	Supplies - Erosion Control	2,070	1,276	4,000	4,000	4,000
			Object Total	2,070	1,276	4,000	4,000	4,000
01303500	Fire Logistics Facilities	54318	Supplies - Facilities	18,846	16,401	21,000	21,000	21,000
01403500	Facilities	54318	Supplies - Facilities	69,751	65,519	59,415	59,415	65,000
01500000	Parks & Rec. Administration	54318	Supplies - Facilities	0	0	11	11	11
			Object Total	88,597	81,920	80,426	80,426	86,011
01202000	Building Inspection	54320	Supplies - Field	94	64	0	0	0
01204000	Engineering	54320	Supplies - Field	0	243	0	0	0
01401502	Highways & Streets	54320	Supplies - Field	1,320	325	1,500	1,500	1,500
80405000	Stormwater Administration	54320	Supplies - Field	0	111	0	0	0
			Object Total	1,414	743	1,500	1,500	1,500

ORG	ORG DESCRIPTION	OBJ	DESCRIPTION	2013 ACTUAL	2014 ACTUAL	2015 ORIGINAL BUDGET	2015 REVISED BUDGET	2016 BUDGET
01401502	Highways & Streets	54322	Supplies - Ground	7,956	2,654	8,025	8,025	7,550
01501601	Parks Maint. Turf	54322	Supplies - Ground	33,869	54,656	63,556	63,556	68,656
01501602	Parks Maint. Landscape	54322	Supplies - Ground	15,912	21,072	41,561	41,561	41,561
01501612	Parks Custodial	54322	Supplies - Ground	0	0	0	20,415	20,415
01502612	Parks Prog. Custodial	54322	Supplies - Ground	16,628	13,782	20,415	0	0
01502613	Thompson Barn	54322	Supplies - Ground	7,052	5,785	8,738	8,738	8,738
01503615	BBQ	54322	Supplies - Ground	0	747	17,793	17,793	3,443
01503616	Chili Challenge	54322	Supplies - Ground	100	693	2,000	2,000	2,000
01503619	Enchanted Forest	54322	Supplies - Ground	3,249	1,721	2,882	2,882	2,882
01503620	Freedom Run	54322	Supplies - Ground	2,313	0	3,000	3,000	3,000
01503625	Spinach Festival	54322	Supplies - Ground	163	90	1,734	1,734	1,734
01509647	Ad Astra Pool	54322	Supplies - Ground	24,621	28,093	24,126	24,126	24,126
01509648	Flat Rock Creek Pool	54322	Supplies - Ground	15,537	19,097	17,611	17,611	17,611
01509649	Indian Trails Pool	54322	Supplies - Ground	25,843	25,367	23,691	23,691	28,691
28500652	Legler Barn	54322	Supplies - Ground	2,423	299	1,266	1,266	1,266
43501706	Street Tree Zone 1	54322	Supplies - Ground	0	2,475	10,000	10,000	10,000
44501707	Street Tree Zone 2	54322	Supplies - Ground	0	33,926	25,000	25,000	25,000
45501708	Street Tree Zone 3	54322	Supplies - Ground	119	26,633	20,000	20,000	20,000
			Object Total	155,785	237,090	291,398	291,398	286,673
80405500	Stormwater Maintenance	54324	Supplies - Herbicides	3,281	2,626	5,000	5,000	5,000
			Object Total	3,281	2,626	5,000	5,000	5,000
01401502	Highways & Streets	54326	Supplies - Iron/Steel	476	749	1,250	1,250	1,250
01402504	Traffic	54326	Supplies - Iron/Steel	27,385	47,697	33,000	33,000	58,000
01404000	Fleet	54326	Supplies - Iron/Steel	4,059	2,913	3,500	3,500	3,500
80405500	Stormwater Maintenance	54326	Supplies - Iron/Steel	1,956	1,725	3,000	3,000	3,000
			Object Total	33,876	53,084	40,750	40,750	65,750
01203000	Land Use	54328	Supplies - Lumber	0	31	0	0	0
01401502	Highways & Streets	54328	Supplies - Lumber	522	3,122	2,525	2,525	3,000
80405500	Stormwater Maintenance	54328	Supplies - Lumber	0	452	2,000	2,000	2,000
			Object Total	522	3,605	4,525	4,525	5,000
01401501	Snow	54329	Supplies - Magnesium Chloride	13,863	46,953	45,000	45,000	50,000
01401502	Highways & Streets	54329	Supplies - Magnesium Chloride	91	0	0	0	0
			Object Total	13,954	46,953	45,000	45,000	50,000
01110000	Human Resources	54330	Supplies - Medical (disposable)	112	273	150	150	250
01200000	CD Administration	54330	Supplies - Medical (disposable)	0	342	0	0	350
01201000	Community Standards	54330	Supplies - Medical (disposable)	171	0	0	0	0
01303316	Fire Logistics Equipment	54330	Supplies - Medical (disposable)	3,326	3,343	6,000	6,000	6,000
01350000	Police Administration	54330	Supplies - Medical (disposable)	2,557	3,318	5,000	5,000	5,000
01352000	Patrol Administration	54330	Supplies - Medical (disposable)	2,288	2,982	2,052	2,052	2,052
01401502	Highways & Streets	54330	Supplies - Medical (disposable)	0	0	200	200	200
01404000	Fleet	54330	Supplies - Medical (disposable)	0	0	100	100	100
01501000	Parks Maint. Administration	54330	Supplies - Medical (disposable)	140	943	689	689	1,189
01509647	Ad Astra Pool	54330	Supplies - Medical (disposable)	1,758	1,322	8,770	8,770	8,770
01509648	Flat Rock Creek Pool	54330	Supplies - Medical (disposable)	960	1,309	1,266	1,266	1,266
01509649	Indian Trails Pool	54330	Supplies - Medical (disposable)	2,280	2,237	10,748	7,657	7,657
80405500	Stormwater Maintenance	54330	Supplies - Medical (disposable)	14	0	100	100	100
			Object Total	13,606	16,069	35,075	31,984	32,934
01200000	CD Administration	54332	Supplies - Medical (durable)	0	110	0	0	250
01303316	Fire Logistics Equipment	54332	Supplies - Medical (durable)	8,809	3,988	6,000	6,000	6,000
			Object Total	8,809	4,098	6,000	6,000	6,250
01303314	Fire Logistics Vehicles	54334	Supplies - Motor Vehicle	22	22	0	0	0
01401502	Highways & Streets	54334	Supplies - Motor Vehicle	331	61	600	600	600
01404000	Fleet	54334	Supplies - Motor Vehicle	332,224	315,276	320,000	320,000	320,000
01500000	Parks & Rec. Administration	54334	Supplies - Motor Vehicle	0	0	88	88	88
01501000	Parks Maint. Administration	54334	Supplies - Motor Vehicle	0	0	72	72	72
			Object Total	332,577	315,359	320,760	320,760	320,760
01010000	Governing Body	54336	Supplies - Office	322	6	500	500	500
01011000	City Administrator	54336	Supplies - Office	1,439	3,091	1,000	1,000	1,000
01012000	Communications	54336	Supplies - Office	479	635	1,100	1,100	1,100
01013000	Municipal Court	54336	Supplies - Office	3,731	3,869	4,224	4,224	4,224
01014000	City Clerk	54336	Supplies - Office	0	0	0	0	0
01100000	Finance	54336	Supplies - Office	15,738	7,672	16,000	16,000	16,000
01110000	Human Resources	54336	Supplies - Office	2,589	1,704	2,000	2,000	2,200
01150000	EST Administration	54336	Supplies - Office	-990	156	2,100	2,100	2,100
01150012	EST Support Services	54336	Supplies - Office	3,464	239	0	0	0
01150013	EST Data Analytics	54336	Supplies - Office	262	0	0	0	0
01180000	Legal	54336	Supplies - Office	1,333	826	5,004	5,004	5,004
01181000	Prosecution	54336	Supplies - Office	96	124	948	948	948

ORG	ORG DESCRIPTION	OBJ	DESCRIPTION	2013 ACTUAL	2014 ACTUAL	2015 ORIGINAL BUDGET	2015 REVISED BUDGET	2016 BUDGET
01200000	CD Administration	54336	Supplies - Office	5,052	3,344	0	0	3,500
01201000	Community Standards	54336	Supplies - Office	0	191	0	0	0
01202000	Building Inspection	54336	Supplies - Office	48	346	0	0	0
01203000	Land Use	54336	Supplies - Office	96	176	0	0	0
01204000	Engineering	54336	Supplies - Office	1,095	719	0	0	0
01300000	Fire Administration	54336	Supplies - Office	5,336	4,851	7,500	7,500	7,500
01350000	Police Administration	54336	Supplies - Office	28,600	23,669	35,000	35,000	35,000
01351000	Police Investigations	54336	Supplies - Office	184	1,102	0	0	0
01352000	Patrol Administration	54336	Supplies - Office	1,159	1,074	0	0	0
01352403	Patrol Traffic	54336	Supplies - Office	130	9	0	0	0
01400000	Municipal Services Admin.	54336	Supplies - Office	1,410	2,641	6,000	6,000	6,000
01401502	Highways & Streets	54336	Supplies - Office	1,522	315	500	500	500
01402504	Traffic	54336	Supplies - Office	89	36	500	500	500
01403500	Facilities	54336	Supplies - Office	391	0	0	0	0
01404000	Fleet	54336	Supplies - Office	228	502	200	200	400
01500000	Parks & Rec. Administration	54336	Supplies - Office	832	449	698	698	698
01501000	Parks Maint. Administration	54336	Supplies - Office	3,011	35	108	108	108
01502000	Parks Prog. Administration	54336	Supplies - Office	1,603	1,295	3,192	3,192	3,192
01502612	Parks Prog. Custodial	54336	Supplies - Office	0	106	0	0	0
01506655	Art & Wine Fair	54336	Supplies - Office	0	0	150	150	150
01509647	Ad Astra Pool	54336	Supplies - Office	89	0	89	89	89
01509648	Flat Rock Creek Pool	54336	Supplies - Office	73	0	30	30	30
01509649	Indian Trails Pool	54336	Supplies - Office	182	14	166	166	166
28500652	Legler Barn	54336	Supplies - Office	0	0	947	947	947
80405000	Stormwater Administration	54336	Supplies - Office	116	85	250	250	0
80405500	Stormwater Maintenance	54336	Supplies - Office	29	39	0	0	0
			Object Total	79,739	59,320	88,206	88,206	91,856
01401502	Highways & Streets	54338	Supplies - Oil Tack	2,906	8,048	8,625	8,625	8,625
			Object Total	2,906	8,048	8,625	8,625	8,625
01011000	City Administrator	54340	Supplies - Operational	25	0	300	300	300
01150012	EST Support Services	54340	Supplies - Operational	0	189	0	0	0
01204000	Engineering	54340	Supplies - Operational	189	585	0	0	0
01350000	Police Administration	54340	Supplies - Operational	2,964	1,469	4,000	4,000	4,000
01352000	Patrol Administration	54340	Supplies - Operational	0	8	0	0	0
01402503	Street Lights	54340	Supplies - Operational	46,208	60,595	42,000	42,000	65,000
01402504	Traffic	54340	Supplies - Operational	59,435	52,921	112,000	112,000	87,000
01500000	Parks & Rec. Administration	54340	Supplies - Operational	975	441	1,136	1,136	1,136
01501000	Parks Maint. Administration	54340	Supplies - Operational	2,847	3,432	19,921	19,921	19,921
01501500	Parks Maint. Facilities	54340	Supplies - Operational	37,496	62,316	88,685	88,685	88,685
01501612	Parks Custodial	54340	Supplies - Operational	0	0	0	240	240
01502000	Parks Prog. Administration	54340	Supplies - Operational	118	70	1,084	1,084	1,084
01502612	Parks Prog. Custodial	54340	Supplies - Operational	1,394	716	240	0	0
01502613	Thompson Barn	54340	Supplies - Operational	9,554	10,460	11,492	11,492	11,492
01502614	Parks Prog. Other	54340	Supplies - Operational	8,181	7,112	10,000	10,000	10,000
01503615	BBQ	54340	Supplies - Operational	42,839	35,756	27,544	27,544	27,544
01503616	Chili Challenge	54340	Supplies - Operational	15,401	12,879	15,299	15,299	15,299
01503617	Community Days	54340	Supplies - Operational	194	189	807	807	807
01503618	Cupids Gem	54340	Supplies - Operational	0	203	150	150	150
01503620	Freedom Run	54340	Supplies - Operational	8,723	9,164	7,859	7,859	7,859
01503621	Holiday Lights	54340	Supplies - Operational	381	13	1,200	1,200	1,200
01503623	Other Events	54340	Supplies - Operational	225	1,327	6,532	6,532	6,532
01503624	Bike Ride	54340	Supplies - Operational	526	0	1,500	1,500	1,500
01503625	Spinach Festival	54340	Supplies - Operational	2,223	1,863	3,156	3,156	3,156
01503626	Senior Banquet	54340	Supplies - Operational	1,344	724	1,000	1,000	1,325
01503627	Tails on Trails	54340	Supplies - Operational	227	193	600	600	600
01503656	Bridal Show	54340	Supplies - Operational	0	0	500	500	500
01504628	Adult Fitness	54340	Supplies - Operational	466	419	1,197	1,197	1,197
01504629	Senior Programs	54340	Supplies - Operational	1,918	3,574	4,391	4,391	5,191
01504630	Adult Sports	54340	Supplies - Operational	106	0	2,250	2,250	2,250
01505633	Youth Trips	54340	Supplies - Operational	0	0	300	300	300
01505634	Youth Sports	54340	Supplies - Operational	32	2,734	3,500	3,500	3,500
01505635	Arts & Crafts	54340	Supplies - Operational	836	314	2,846	2,846	2,846
01506637	Arts Council	54340	Supplies - Operational	2,198	628	500	500	500
01506638	Prog Cook	54340	Supplies - Operational	0	0	250	250	250
01506640	Prog Dance	54340	Supplies - Operational	1,284	1,212	1,200	1,200	3,700
01506654	Get Outdoors	54340	Supplies - Operational	168	1,159	1,750	1,750	1,750
01506655	Art & Wine Fair	54340	Supplies - Operational	0	5,389	5,050	5,050	5,050
01507642	Programs - Nature	54340	Supplies - Operational	6,082	5,878	13,435	13,435	13,435
01507643	Community Gardens	54340	Supplies - Operational	40	249	1,000	1,000	1,000
01508645	Tennis	54340	Supplies - Operational	0	0	1,200	1,200	1,200
01509646	Swimming Pools	54340	Supplies - Operational	3,073	2,759	3,100	3,100	3,100
01509647	Ad Astra Pool	54340	Supplies - Operational	1,101	518	783	783	783
01509648	Flat Rock Creek Pool	54340	Supplies - Operational	4,367	511	4,809	4,809	4,809
01509649	Indian Trails Pool	54340	Supplies - Operational	446	609	2,084	2,084	2,084

ORG	ORG DESCRIPTION	OBJ	DESCRIPTION	2013 ACTUAL	2014 ACTUAL	2015 ORIGINAL BUDGET	2015 REVISED BUDGET	2016 BUDGET
01509651	Swim Team	54340	Supplies - Operational	2,809	1,342	2,009	2,009	2,009
28500652	Legler Barn	54340	Supplies - Operational	715	85	187	187	187
80405500	Stormwater Maintenance	54340	Supplies - Operational	3,493	4,770	6,000	6,000	6,000
			Object Total	270,603	294,775	414,846	414,846	416,471
01011000	City Administrator	54342	Supplies - Other/misc	242	412	300	300	300
01012000	Communications	54342	Supplies - Other/misc	483	296	800	800	800
01013000	Municipal Court	54342	Supplies - Other/misc	1,978	107	2,280	2,280	2,280
01100000	Finance	54342	Supplies - Other/misc	1,622	375	0	0	0
01110000	Human Resources	54342	Supplies - Other/misc	662	417	0	0	0
01150000	EST Administration	54342	Supplies - Other/misc	429	336	0	0	0
01180000	Legal	54342	Supplies - Other/misc	102	285	0	0	0
01181000	Prosecution	54342	Supplies - Other/misc	0	176	0	0	0
01200000	CD Administration	54342	Supplies - Other/misc	29	200	0	0	250
01204000	Engineering	54342	Supplies - Other/misc	0	746	0	0	0
01303314	Fire Logistics Vehicles	54342	Supplies - Other/misc	696	257	1,500	1,500	1,500
01350000	Police Administration	54342	Supplies - Other/misc	652	1,282	0	0	0
01350401	Police Towers	54342	Supplies - Other/misc	0	0	7,020	7,020	7,020
01351000	Police Investigations	54342	Supplies - Other/misc	702	1,634	7,000	7,000	7,000
01352000	Patrol Administration	54342	Supplies - Other/misc	45,215	30,326	75,803	75,803	75,803
01352011	Patrol Recruiting	54342	Supplies - Other/misc	1,348	431	0	0	0
01352307	Patrol Bike	54342	Supplies - Other/misc	736	938	0	0	0
01352402	Patrol K9	54342	Supplies - Other/misc	1,080	1,187	0	0	0
01352403	Patrol Traffic	54342	Supplies - Other/misc	2,494	373	0	0	0
01352404	Patrol Tactical	54342	Supplies - Other/misc	683	765	0	0	0
01352405	Patrol ACO	54342	Supplies - Other/misc	667	143	0	0	0
01352406	Patrol SRO	54342	Supplies - Other/misc	271	114	0	0	0
01352407	Patrol Firearms	54342	Supplies - Other/misc	22,658	812	0	0	0
01352408	Patrol Comm Policing	54342	Supplies - Other/misc	914	0	0	0	0
01400000	Municipal Services Admin.	54342	Supplies - Other/misc	68	0	0	0	0
01401502	Highways & Streets	54342	Supplies - Other/misc	3,481	8,961	11,700	11,700	11,700
01402504	Traffic	54342	Supplies - Other/misc	2,591	4,907	30,890	30,890	30,890
01403500	Facilities	54342	Supplies - Other/misc	241	309	500	500	500
01404000	Fleet	54342	Supplies - Other/misc	7,589	5,577	6,100	6,100	6,100
01500000	Parks & Rec. Administration	54342	Supplies - Other/misc	11	420	88	88	88
01502612	Parks Prog. Custodial	54342	Supplies - Other/misc	4	0	0	0	0
01502613	Thompson Barn	54342	Supplies - Other/misc	470	20	0	0	0
01502614	Parks Prog. Other	54342	Supplies - Other/misc	787	0	0	0	0
01503615	BBQ	54342	Supplies - Other/misc	1,139	0	0	0	0
01503616	Chili Challenge	54342	Supplies - Other/misc	0	1,100	0	0	0
01503617	Community Days	54342	Supplies - Other/misc	136	0	0	0	0
01503618	Cupids Gem	54342	Supplies - Other/misc	172	0	0	0	0
01503623	Other Events	54342	Supplies - Other/misc	44	0	0	0	0
01503625	Spinach Festival	54342	Supplies - Other/misc	181	2,565	0	0	1,600
01504628	Adult Fitness	54342	Supplies - Other/misc	0	10	0	0	0
01504631	Adult Trips	54342	Supplies - Other/misc	305	392	800	800	800
01506637	Arts Council	54342	Supplies - Other/misc	1,719	137	0	0	0
01506655	Art & Wine Fair	54342	Supplies - Other/misc	0	4,650	4,067	4,067	4,067
01507642	Programs - Nature	54342	Supplies - Other/misc	6	0	0	0	0
26350000	Drug & Alcohol Awareness	54342	Supplies - Other/misc	3,666	8,763	25,000	25,000	25,000
80405000	Stormwater Administration	54342	Supplies - Other/misc	0	0	0	0	0
80405500	Stormwater Maintenance	54342	Supplies - Other/misc	9,125	4,494	10,670	10,670	12,170
			Object Total	115,398	83,917	184,518	184,518	187,868
01401502	Highways & Streets	54344	Supplies - Pipe	14	0	0	0	0
80405500	Stormwater Maintenance	54344	Supplies - Pipe	1,450	5,035	9,000	9,000	9,000
			Object Total	1,464	5,035	9,000	9,000	9,000
80405000	Stormwater Administration	54346	Supplies - Plant Materials	20	0	0	0	0
80405500	Stormwater Maintenance	54346	Supplies - Plant Materials	893	2,258	3,000	3,000	3,000
			Object Total	913	2,258	3,000	3,000	3,000
01401502	Highways & Streets	54348	Supplies - Propane	3,800	4,355	4,500	4,500	6,000
			Object Total	3,800	4,355	4,500	4,500	6,000
80405500	Stormwater Maintenance	54350	Supplies - Rock	2,892	735	7,000	7,000	7,000
			Object Total	2,892	735	7,000	7,000	7,000
01401502	Highways & Streets	54352	Supplies - Soil	1,017	8	1,185	1,185	1,185
80405500	Stormwater Maintenance	54352	Supplies - Soil	1,047	1,490	2,000	2,000	2,000
			Object Total	2,064	1,498	3,185	3,185	3,185
80405000	Stormwater Administration	54356	Supplies - Stormwater	12,686	2,343	14,250	14,250	15,000
80405500	Stormwater Maintenance	54356	Supplies - Stormwater	2,767	1,437	20,000	20,000	20,000
			Object Total	15,453	3,780	34,250	34,250	35,000

ORG	ORG DESCRIPTION	OBJ	DESCRIPTION	2013 ACTUAL	2014 ACTUAL	2015 ORIGINAL BUDGET	2015 REVISED BUDGET	2016 BUDGET
01401502	Highways & Streets	54358	Supplies - Street	417	9,589	20,400	20,400	18,200
80405500	Stormwater Maintenance	54358	Supplies - Street	0	0	0	0	0
			Object Total	417	9,589	20,400	20,400	18,200
01011000	City Administrator	54405	Books/Videos	110	165	100	100	100
01012000	Communications	54405	Books/Videos	63	0	300	300	300
01100000	Finance	54405	Books/Videos	0	262	500	500	500
01110000	Human Resources	54405	Books/Videos	20	0	0	0	0
01150000	EST Administration	54405	Books/Videos	84	42	0	0	0
01180000	Legal	54405	Books/Videos	353	333	1,416	1,416	1,416
01181000	Prosecution	54405	Books/Videos	353	43	580	580	580
01200000	CD Administration	54405	Books.Videos	164	150	0	0	250
01201000	Community Standards	54405	Books/Videos	26	17	200	200	150
01202000	Building Inspection	54405	Books/Videos	179	625	2,000	2,000	1,700
01203000	Land Use	54405	Books/Videos	28	0	150	150	150
01204000	Engineering	54405	Books/Videos	478	1,066	0	0	0
01350000	Police Administration	54405	Books/Videos	1,561	57	2,000	2,000	2,000
01401502	Highways & Streets	54405	Books/Videos	10	0	0	0	0
01404000	Fleet	54405	Books/Videos	625	349	800	800	750
26350000	Drug & Alcohol Awareness	54405	Books/Videos	1,905	0	0	0	0
			Object Total	5,957	3,109	8,046	8,046	7,896
01011000	City Administrator	54407	Learning About Lenexa	0	1,802	2,500	2,500	3,000
01012000	Communications	54407	Learning About Lenexa	3,166	0	0	0	0
			Object Total	3,166	1,802	2,500	2,500	3,000
01204000	Engineering	54420	Fuel	0	37	0	0	0
01404000	Fleet	54420	Fuel	599,832	577,162	736,000	736,000	736,000
			Object Total	599,832	577,199	736,000	736,000	736,000
01013000	Municipal Court	54425	Furniture	0	927	500	500	500
01200000	CD Administration	54425	Furniture	0	0	500	500	0
01303500	Fire Logistics Facilities	54425	Furniture	2,802	1,908	3,000	3,000	3,000
01350000	Police Administration	54425	Furniture	8,499	1,265	10,000	10,000	10,000
01351000	Police Investigations	54425	Furniture	10,688	814	4,000	4,000	4,000
			Object Total	21,989	4,914	18,000	18,000	17,500
01503615	BBQ	54430	Merchandise for Resale	3,335	8,252	3,595	3,595	18,097
01503616	Chili Challenge	54430	Merchandise for Resale	4,538	5,884	3,173	3,173	3,173
01503625	Spinach Festival	54430	Merchandise for Resale	2,472	3,547	0	0	5,444
01504631	Adult Trips	54430	Merchandise for Resale	3,725	0	9,951	9,951	0
01506655	Art & Wine Fair	54430	Merchandise for Resale	0	4,196	4,700	4,700	4,700
01509646	Swimming Pools	54430	Merchandise for Resale	997	0	1,500	1,500	1,500
01509647	Ad Astra Pool	54430	Merchandise for Resale	3,652	3,088	8,599	8,599	8,599
01509648	Flat Rock Creek Pool	54430	Merchandise for Resale	3,220	2,693	4,857	4,857	4,857
01509649	Indian Trails Pool	54430	Merchandise for Resale	6,721	6,146	10,554	10,554	10,554
01509651	Swim Team	54430	Merchandise for Resale	3,926	1,057	1,387	1,387	1,387
			Object Total	32,586	34,863	48,316	48,316	58,311
01010000	Governing Body	54432	Recognition	276	3,225	3,500	3,500	3,500
01011000	City Administrator	54432	Recognition	3,302	0	3,000	3,000	2,500
01110000	Human Resources	54432	Recognition	10,725	6,710	5,000	5,000	8,000
01200000	CD Administration	54432	Recognition	0	129	0	0	250
01400000	Municipal Services Admin.	54432	Recognition	132	1,056	1,100	1,100	1,100
			Object Total	14,435	11,120	12,600	12,600	15,350
01110000	Human Resources	54434	Recognition - Events	6,973	7,786	13,400	13,400	13,400
01204000	Engineering	54434	Recognition - Events	0	1,209	0	0	0
			Object Total	6,973	8,995	13,400	13,400	13,400
01203000	Land Use	54440	Subscription - Material	279	0	0	0	0
			Object Total	279	0	0	0	0
01010000	Governing Body	54442	Uniforms	0	0	1,000	1,000	1,000
01012000	Communications	54442	Uniforms	606	432	400	400	400
01013000	Municipal Court	54442	Uniforms	0	88	700	700	700
01150000	EST Administration	54442	Uniforms	0	1,329	0	0	0
01201000	Community Standards	54442	Uniforms	684	24	1,000	1,000	1,000
01202000	Building Inspection	54442	Uniforms	1,514	288	3,000	3,000	3,000
01203000	Land Use	54442	Uniforms	263	-24	1,000	1,000	1,000
01204000	Engineering	54442	Uniforms	3,246	1,824	5,150	4,450	3,500
01303316	Fire Logistics Equipment	54442	Uniforms	97,418	129,465	111,650	111,650	111,650
01350000	Police Administration	54442	Uniforms	30,082	40,319	37,103	37,103	37,103
01351000	Police Investigations	54442	Uniforms	4,653	3,589	3,694	3,694	3,694
01352000	Patrol Administration	54442	Uniforms	69,531	36,428	84,527	84,527	39,527
01352011	Patrol Recruiting	54442	Uniforms	9	0	0	0	0

ORG	ORG DESCRIPTION	OBJ	DESCRIPTION	2013 ACTUAL	2014 ACTUAL	2015 ORIGINAL BUDGET	2015 REVISED BUDGET	2016 BUDGET
01352307	Patrol Bike	54442	Uniforms	2,513	1,507	0	0	0
01352402	Patrol K9	54442	Uniforms	414	768	0	0	0
01352403	Patrol Traffic	54442	Uniforms	4,949	1,140	0	0	0
01352404	Patrol Tactical	54442	Uniforms	337	1,272	0	0	0
01352405	Patrol ACO	54442	Uniforms	800	332	0	0	0
01352406	Patrol SRO	54442	Uniforms	1,604	0	0	0	0
01352409	Patrol Training	54442	Uniforms	557	0	0	0	0
01404000	Fleet	54442	Uniforms	1,540	0	0	0	0
01500000	Parks & Rec. Administration	54442	Uniforms	702	0	1,063	1,063	1,063
01501612	Parks Custodial	54442	Uniforms	0	0	0	1,828	1,828
01502000	Parks Prog. Administration	54442	Uniforms	0	0	0	0	2,000
01502612	Parks Prog. Custodial	54442	Uniforms	1,523	2,124	1,828	0	0
01502614	Parks Prog. Other	54442	Uniforms	-360	0	0	0	0
01509647	Ad Astra Pool	54442	Uniforms	1,329	1,774	1,497	1,497	1,497
01509648	Flat Rock Creek Pool	54442	Uniforms	1,327	1,774	1,117	1,117	1,117
01509649	Indian Trails Pool	54442	Uniforms	2,293	1,774	2,505	2,505	2,505
80405000	Stormwater Administration	54442	Uniforms	426	0	700	700	0
80405500	Stormwater Maintenance	54442	Uniforms	90	0	0	0	0
			Object Total	228,051	226,227	257,934	257,234	212,584
01202000	Building Inspection	54444	Uniforms - Boots	344	346	0	0	0
01204000	Engineering	54444	Uniforms - Boots	670	449	0	0	0
01401502	Highways & Streets	54444	Uniforms - Boots	2,575	2,213	3,300	3,300	3,300
01402504	Traffic	54444	Uniforms - Boots	690	582	850	850	850
01403500	Facilities	54444	Uniforms - Boots	346	435	700	700	600
01404000	Fleet	54444	Uniforms - Boots	1,065	1,592	1,400	1,400	1,400
01501000	Parks Maint. Administration	54444	Uniforms - Boots	9,123	12,577	13,120	13,120	16,120
01501612	Parks Custodial	54444	Uniforms - Boots	0	0	0	1,175	1,175
01502000	Parks Prog. Administration	54444	Uniforms - Boots	54	0	126	126	126
01502612	Parks Prog. Custodial	54444	Uniforms - Boots	263	0	1,175	0	0
01503615	BBQ	54444	Uniforms - Boots	0	0	502	502	0
01503616	Chili Challenge	54444	Uniforms - Boots	0	0	126	126	126
80405000	Stormwater Administration	54444	Uniforms - Boots	0	50	0	0	300
80405500	Stormwater Maintenance	54444	Uniforms - Boots	1,671	2,131	2,100	2,100	2,100
			Object Total	16,801	20,375	23,399	23,399	26,097
01400000	Municipal Services Admin.	54446	Uniforms - Jackets/Bibs	0	0	0	0	2,000
01401502	Highways & Streets	54446	Uniforms - Jackets/Bibs	1,044	830	1,440	1,440	0
01402504	Traffic	54446	Uniforms - Jackets/Bibs	516	0	1,500	1,500	0
01403500	Facilities	54446	Uniforms - Jackets/Bibs	0	324	440	440	0
01404000	Fleet	54446	Uniforms - Jackets/Bibs	332	0	0	0	0
80405500	Stormwater Maintenance	54446	Uniforms - Jackets/Bibs	645	181	1,500	1,500	2,000
			Object Total	2,537	1,335	4,880	4,880	4,000
01150000	EST Administration	54448	Uniforms - Clothing	0	379	0	0	0
01204000	Engineering	54448	Uniforms - Clothing	1,583	330	0	0	0
01400000	Municipal Services Admin.	54448	Uniforms - Clothing	0	0	600	600	600
01401502	Highways & Streets	54448	Uniforms - Clothing	5,437	7,817	7,300	7,300	7,000
01402504	Traffic	54448	Uniforms - Clothing	1,685	1,631	2,000	2,000	2,000
01403500	Facilities	54448	Uniforms - Clothing	1,248	1,303	1,600	1,600	1,300
01404000	Fleet	54448	Uniforms - Clothing	1,219	486	1,500	1,500	1,500
80405000	Stormwater Administration	54448	Uniforms - Clothing	0	212	0	0	1,500
80405500	Stormwater Maintenance	54448	Uniforms - Clothing	3,334	3,553	4,800	4,800	4,800
			Object Total	14,506	15,711	17,800	17,800	18,700
			Commodities Total	3,243,043	3,300,821	4,050,159	4,044,459	4,046,978

ORG	ORG DESCRIPTION	OBJ	DESCRIPTION	2013 ACTUAL	2014 ACTUAL	2015 ORIGINAL BUDGET	2015 REVISED BUDGET	2016 BUDGET
01350000	Police Administration	55105	Equipment - Audio & Video	0	715	0	0	0
			Object Total	0	715	0	0	0
01352000	Patrol Administration	55110	Equipment - Automotive	39	0	0	0	0
01404000	Fleet	55110	Equipment - Automotive	71,115	0	0	0	47,000
			Object Total	71,154	0	0	0	47,000
01401502	Highways & Streets	55115	Equipment - Heavy Motorized	0	127,185	125,000	125,000	125,000
80405500	Stormwater Maintenance	55115	Equipment - Heavy Motorized	0	0	45,000	45,000	0
			Object Total	0	127,185	170,000	170,000	125,000
01012000	Communications	55120	Equipment - Office	37	0	0	0	0
01203000	Land Use	55120	Equipment - Office	0	150	0	0	0
			Object Total	37	150	0	0	0
01401502	Highways & Streets	55125	Equipment - Other Capital	0	0	0	0	0
01501500	Parks Maint. Facilities	55125	Equipment - Other Capital	63,674	0	25,000	25,000	25,000
01501612	Parks Custodial	55125	Equipment - Other Capital	0	0	0	11,406	11,406
01502612	Parks Prog. Custodial	55125	Equipment - Other Capital	9,042	11,610	11,406	0	0
			Object Total	72,716	11,610	36,406	36,406	36,406
01150000	EST Administration	55135	Equipment - Computer	0	0	69,050	69,050	69,050
01150014	EST Infrastructure	55135	Equipment - Computer	354	0	0	0	0
01350000	Police Administration	55135	Equipment - Computer	0	648	0	0	0
			Object Total	354	648	69,050	69,050	69,050
01150014	EST Infrastructure	55140	Equipment - LAN	47,914	4,511	0	0	0
			Object Total	47,914	4,511	0	0	0
01150014	EST Infrastructure	55155	Equipment - Server	34,991	1,686	0	0	0
			Object Total	34,991	1,686	0	0	0
01150014	EST Infrastructure	55165	Equipment - WAN	0	1,012	0	0	0
			Object Total	0	1,012	0	0	0
01100000	Finance	55200	Software	0	650	0	0	0
01350000	Police Administration	55200	Software	0	1,129	0	0	0
			Object Total	0	1,779	0	0	0
01150012	EST Support Services	55210	Software - Personal Computer	0	204,642	233,000	233,000	233,000
01150014	EST Infrastructure	55210	Software - Personal Computer	50	0	0	0	0
			Object Total	50	204,642	233,000	233,000	233,000
01150012	EST Support Services	55215	Software - Portable Device	25,320	14	0	0	0
			Object Total	25,320	14	0	0	0
01150013	EST Data Analytics	55220	Software - Server	34,945	38,400	0	0	0
01150014	EST Infrastructure	55220	Software - Server	7,496	271,966	0	0	0
			Object Total	42,441	310,366	0	0	0
01150014	EST Infrastructure	55225	Software - WAN	885	0	0	0	0
			Object Total	885	0	0	0	0
01012000	Communications	55230	Software - Other	26,772	0	0	0	0
01150012	EST Support Services	55230	Software - Other	15,600	15,000	0	0	0
01150013	EST Data Analytics	55230	Software - Other	8,177	0	0	0	0
01404000	Fleet	55230	Software - Other	3,689	5,676	4,810	4,810	4,810
			Object Total	54,238	20,676	4,810	4,810	4,810
40501709	PRIF Zone 1	55302	Art	0	14,811	0	0	0
41501710	PRIF Zone 2	55302	Art	0	12,500	0	0	0
			Object Total	0	27,311	0	0	0
01404000	Fleet	55305	Building	1,450	620	2,640	2,640	2,640
			Object Total	1,450	620	2,640	2,640	2,640
01350000	Police Administration	55315	Furniture & Fixtures	295	0	0	0	0
			Object Total	295	0	0	0	0
80000000	Stormwater GAAP	55330	Storm Drainage	-957,563	0	0	0	0
80405500	Stormwater Maintenance	55330	Storm Drainage	1,245	0	0	0	0
			Object Total	-956,318	0	0	0	0
01501000	Parks Maint. Administration	55406	Land/Land Improvement	847	0	0	0	0
			Object Total	847	0	0	0	0

ORG	ORG DESCRIPTION	OBJ	DESCRIPTION	2013 ACTUAL	2014 ACTUAL	2015 ORIGINAL BUDGET	2015 REVISED BUDGET	2016 BUDGET
51053000	Economic Development - TIF	55810	Economic Development	304,863	308,122	1,680,000	1,680,000	2,294,470
53053000	Economic Development - TIF	55810	Economic Development	446,328	952,149	1,390,000	1,390,000	1,445,735
54053000	Economic Development - TIF	55810	Economic Development	0	0	704,000	704,000	758,190
56051000	Economic Development - CID	55810	Economic Development	461,846	493,665	606,000	606,000	599,940
57051000	Economic Development - CID	55810	Economic Development	72,343	79,366	100,000	100,000	99,000
58051000	Economic Development - CID	55810	Economic Development	0	24,829	52,000	52,000	51,480
59051000	Economic Development - CID	55810	Economic Development	0	0	0	35,000	39,600
61051000	Economic Development - CID	55810	Economic Development	0	982	30,000	30,000	32,670
62051000	Economic Development - CID	55810	Economic Development	0	0	0	0	49,500
63053000	Economic Development - TIF	55810	Economic Development	0	0	40,000	40,000	59,700
			Object Total	1,285,380	1,859,113	4,602,000	4,637,000	5,430,285
80000000	Stormwater GAAP	55900	Depreciation	1,417,243	0	0	0	0
			Object Total	1,417,243	0	0	0	0
			Capital Outlay Total	2,098,997	2,572,038	5,117,906	5,152,906	5,948,191

ORG	ORG DESCRIPTION	OBJ	DESCRIPTION	2013 ACTUAL	2014 ACTUAL	2015 ORIGINAL BUDGET	2015 REVISED BUDGET	2016 BUDGET
05700000	2003A GO Bonds	60105	Interest	57,214	48,916	41,734	41,734	33,876
05700000	2005A Special Assessment	60105	Interest	13,930	9,555	4,875	4,875	0
05700000	2005B GO Bonds	60105	Interest	100,067	89,950	79,035	79,035	0
05700000	2006C GO Bonds	60105	Interest	101,066	184,069	0	0	0
05700000	2006C Special Assessment	60105	Interest	101,066	0	165,794	165,794	145,232
05700000	2006E GO Bonds	60105	Interest	29,091	27,491	25,891	25,891	24,092
05700000	2007B GO Bonds	60105	Interest	174,000	160,000	145,250	145,250	129,750
05700000	2008B Special Assessment	60105	Interest	129,363	120,425	110,450	110,450	100,125
05700000	2008B TIF	60105	Interest	364,313	343,025	319,226	319,226	294,550
05700000	2009A GO Bonds	60105	Interest	22,626	20,640	82,100	82,100	72,025
05700000	2009B GO Bonds	60105	Interest	236,187	226,137	215,788	187,054	178,880
05700000	2010B GO Bonds	60105	Interest	172,019	162,869	153,569	153,569	144,569
05700000	2010B Special Assessment	60105	Interest	176,000	166,100	156,050	156,050	145,400
05700000	2010C GO Refunding Bonds	60105	Interest	608,428	531,464	448,268	448,268	357,212
05700000	2011A GO Bonds	60105	Interest	131,850	118,950	105,600	105,600	91,500
05700000	2012A GO Bonds	60105	Interest	109,506	86,550	78,338	78,338	70,013
05700000	2012A Special Assessment	60105	Interest	297,799	248,281	240,069	240,069	231,631
05700000	2012B GO Refunding Bonds	60105	Interest	72,068	29,184	0	0	0
05700000	2013A GO Bonds	60105	Interest	0	102,277	90,250	90,250	83,150
05700000	2013A Special Assessment	60105	Interest	0	24,451	22,325	22,325	21,426
05700000	2014A GO Bonds	60105	Interest	0	0	1,133,011	470,910	340,544
05700000	2014B GO Refunding Bonds	60105	Interest	0	0	0	0	81,000
05700000	Debt Service	60105	Interest	0	0	0	0	1,096,783
06700000	Debt Service	60105	Interest	820,045	18,218	279,815	279,814	279,815
28056000	Economic Development - Other	60105	Interest	0	0	0	0	126,406
80405000	Stormwater Administration	60105	Interest	6,269	5,999	17,736	17,736	17,736
80700000	Stormwater Debt Service	60105	Interest	-3,094	20,536	51,612	0	67,386
80700000	2003A SW Debt Service	60105	Interest	27,236	23,284	19,866	19,866	16,124
80700000	2005B SW Debt Service	60105	Interest	117,880	111,667	104,822	104,822	0
80700000	2006C SW Debt Service	60105	Interest	133,019	126,431	119,207	119,207	111,550
80700000	2006E SW Debt Service	60105	Interest	63,666	60,266	56,666	56,666	53,056
80700000	2007B SW Debt Service	60105	Interest	167,750	160,000	152,000	152,000	143,250
80700000	2009A SW Debt Service	60105	Interest	130,105	126,043	79,084	79,084	75,810
80700000	2010B SW Debt Service	60105	Interest	38,863	37,362	35,862	35,862	34,363
80700000	2010B SW Debt Service (SA)	60105	Interest	20,050	17,950	15,850	15,850	13,750
80700000	2010C SW Debt Service	60105	Interest	289,622	252,986	213,382	213,382	170,038
80700000	2011A SW Debt Service	60105	Interest	40,469	39,269	37,918	37,918	36,419
80700000	2012A SW Debt Service	60105	Interest	44,720	36,419	34,282	34,282	32,144
80700000	2012B SW Debt Service	60105	Interest	126,265	110,416	92,650	92,650	86,350
80700000	2013A SW Debt Service	60105	Interest	0	102,705	95,356	95,356	93,058
80700000	2014A SW Debt Service	60105	Interest	0	0	0	33,496	33,956
80700000	2014A SW Debt Service	60105	Interest	0	0	0	0	81,626
			Object Total	4,919,458	3,949,885	5,023,731	4,314,779	5,114,595
80000000	Stormwater GAAP	60152	Amortization of Bond Premium	-225,597	0	0	0	0
			Object Total	-225,597	0	0	0	0
80000000	Stormwater GAAP	60154	Amortization of Bond Discount	3,220	0	0	0	0
			Object Total	3,220	0	0	0	0
80000000	Stormwater GAAP	60156	Amortization of Def Refunding	-28,876	0	0	0	0
			Object Total	-28,876	0	0	0	0
05700000	2003A GO Bonds	60210	Principal Redemption	165,988	179,538	196,475	196,475	210,025
05700000	2005A Special Assessment	60210	Principal Redemption	125,000	130,000	130,000	130,000	0
05700000	2005B GO Bonds	60210	Principal Redemption	285,000	295,000	305,000	305,000	0
05700000	2006C GO Bonds	60210	Principal Redemption	425,000	430,000	0	0	0
05700000	2006C Special Assessment	60210	Principal Redemption	0	0	470,000	470,000	490,000
05700000	2006E GO Bonds	60210	Principal Redemption	40,000	40,000	45,000	45,000	45,000
05700000	2007B GO Bonds	60210	Principal Redemption	280,000	295,000	310,000	310,000	320,000
05700000	2008B Special Assessment	60210	Principal Redemption	275,000	285,000	295,000	295,000	300,000
05700000	2008B TIF	60210	Principal Redemption	655,000	680,000	705,000	705,000	725,000
05700000	2009A GO Bonds	60210	Principal Redemption	255,000	260,000	260,000	260,000	265,000
05700000	2009B GO Bonds	60210	Principal Redemption	335,000	345,000	390,000	390,000	400,000
05700000	2010B GO Bonds	60210	Principal Redemption	305,000	310,000	300,000	300,000	290,000
05700000	2010B Special Assessment	60210	Principal Redemption	330,000	335,000	355,000	355,000	360,000
05700000	2010C GO Refunding Bonds	60210	Principal Redemption	1,924,100	2,079,925	2,276,400	2,276,400	2,225,587
05700000	2011A GO Bonds	60210	Principal Redemption	430,000	445,000	470,000	470,000	480,000
05700000	2012A GO Bonds	60210	Principal Redemption	325,000	365,000	370,000	370,000	385,000
05700000	2012A Special Assessment	60210	Principal Redemption	310,000	365,000	375,000	375,000	375,000
05700000	2012B GO Refunding Bonds	60210	Principal Redemption	1,229,043	1,172,833	0	0	0
05700000	2013A GO Bonds	60210	Principal Redemption	0	345,000	355,000	355,000	360,000
05700000	2013A Special Assessment	60210	Principal Redemption	0	45,000	45,000	45,000	45,000
05700000	2014A GO Bonds	60210	Principal Redemption	0	0	389,661	910,000	920,000
05700000	2014B GO Refunding Bonds	60210	Principal Redemption	0	0	0	0	290,000

ORG	ORG DESCRIPTION	OBJ	DESCRIPTION	2013 ACTUAL	2014 ACTUAL	2015 ORIGINAL BUDGET	2015 REVISED BUDGET	2016 BUDGET
05700000	Debt Service	60210	Principal Redemption	0	0	0	0	803,719
06700000	Debt Service	60210	Principal Redemption	243,458	191,782	0	0	0
28056000	Economic Development - Other	60210	Principal Redemption	0	0	0	0	80,000
80405000	Stormwater Administration	60210	Principal Redemption	0	0	0	0	0
80700000	Stormwater Debt Service	60210	Principal Redemption	0	0	43,331	0	61,928
80700000	2003A SW Debt Service	60210	Principal Redemption	79,012	85,462	93,525	93,525	99,975
80700000	2005B SW Debt Service	60210	Principal Redemption	175,000	185,000	190,000	190,000	0
80700000	2006C SW Debt Service	60210	Principal Redemption	155,000	170,000	175,000	175,000	185,000
80700000	2006E SW Debt Service	60210	Principal Redemption	85,000	90,000	90,000	90,000	90,000
80700000	2007B SW Debt Service	60210	Principal Redemption	155,000	160,000	175,000	175,000	185,000
80700000	2009A SW Debt Service	60210	Principal Redemption	125,000	125,000	130,000	130,000	130,000
80700000	2010B SW Debt Service	60210	Principal Redemption	50,000	50,000	50,000	50,000	55,000
80700000	2010B SW Debt Service (SA)	60210	Principal Redemption	70,000	70,000	70,000	70,000	80,000
80700000	2010C SW Debt Service	60210	Principal Redemption	915,900	990,075	1,083,600	1,083,600	1,059,413
80700000	2011A SW Debt Service	60210	Principal Redemption	40,000	45,000	50,000	50,000	55,000
80700000	2012A SW Debt Service	60210	Principal Redemption	85,000	95,000	95,000	95,000	100,000
80700000	2012B SW Debt Service	60210	Principal Redemption	290,957	392,167	315,000	315,000	325,000
80700000	2013A SW Debt Service	60210	Principal Redemption	0	110,000	115,000	115,000	120,000
80700000	2014A SW Debt Service	60210	Principal Redemption	0	0	0	40,000	40,000
80700000	2014A SW Debt Service	60210	Principal Redemption	0	0	0	0	180,000
			Object Total	10,163,458	11,161,782	10,717,992	11,235,000	12,135,647
			Debt Service Total	14,831,663	15,111,667	15,741,723	15,549,779	17,250,242

ORG	ORG DESCRIPTION	OBJ	DESCRIPTION	2013 ACTUAL	2014 ACTUAL	2015 ORIGINAL BUDGET	2015 REVISED BUDGET	2016 BUDGET
01030000	Transfers	70100	Transfers	11,200	5,000	5,000	5,000	5,000
05700000	Debt Service	70100	Transfers	0	0	190,214	199,046	403,598
25401502	Special Highway - Streets	70100	Transfers	1,239,565	1,291,160	1,345,340	1,356,000	1,357,800
26350000	Drug & Alcohol Awareness	70100	Transfers	0	0	69,592	69,592	66,750
27501000	Special Parks & Recreation	70100	Transfers	213,660	228,870	222,967	222,967	242,319
28056000	Economic Development - Other	70100	Transfers	23,000	23,000	132,117	132,117	0
40501703	PRIF Zone 1	70100	Transfers	0	157,054	230,000	230,000	50,000
41501704	PRIF Zone 2	70100	Transfers	0	269,973	50,000	50,000	50,000
42501705	PRIF Zone 3	70100	Transfers	0	0	25,000	25,000	25,000
46402000	TIP Zone 1	70100	Transfers	84,286	0	50,000	125,000	125,000
47402000	TIP Zone 2	70100	Transfers	84,800	120,411	50,000	75,000	75,000
48402000	TIP Zone 3	70100	Transfers	0	0	50,000	50,000	50,000
51053000	Economic Development - TIF	70100	Transfers	384,483	374,661	0	0	11,530
53053000	Economic Development - TIF	70100	Transfers	0	0	0	0	7,265
54053000	Economic Development - TIF	70100	Transfers	0	0	0	0	3,810
56051000	Economic Development - CID	70100	Transfers	4,287	5,692	0	0	6,060
57051000	Economic Development - CID	70100	Transfers	645	888	0	0	1,000
58051000	Economic Development - CID	70100	Transfers	0	251	0	0	520
59051000	Economic Development - CID	70100	Transfers	0	0	0	0	400
61051000	Economic Development - CID	70100	Transfers	0	10	0	0	330
62051000	Economic Development - CID	70100	Transfers	0	0	0	0	500
63053000	Economic Development - TIF	70100	Transfers	0	0	0	0	300
80405000	Stormwater Administration	70100	Transfers	0	227,558	0	0	0
			Object Total	2,045,926	2,704,528	2,420,230	2,539,722	2,482,182
01030000	Transfers	70104	Transfers - CIF	6,782,228	7,721,887	9,117,601	9,718,901	10,824,348
			Object Total	6,782,228	7,721,887	9,117,601	9,718,901	10,824,348
01030000	Transfers	70110	Transfers - FMF	350,000	350,000	350,000	350,000	350,000
			Object Total	350,000	350,000	350,000	350,000	350,000
01030000	Transfers	70112	Transfers - ERF	1,250,000	1,250,000	1,400,000	1,400,000	1,400,000
			Object Total	1,250,000	1,250,000	1,400,000	1,400,000	1,400,000
80405000	Stormwater Administration	70116	Transfers - Stormwater	726,041	700,000	450,000	450,000	1,000,835
			Object Total	726,041	700,000	450,000	450,000	1,000,835
01030000	Transfers	70118	Transfers - TIF	0	0	412,568	412,568	888,900
54053000	Economic Development - TIF	70118	Transfers - TIF	2,681,368	678,342	0	0	0
			Object Total	2,681,368	678,342	412,568	412,568	888,900
01030000	Transfers	70500	Fund Balance Reserve	4,454,658	7,207,908	20,990,863	7,000,000	23,537,163
05700000	Debt Service	70500	Fund Balance Reserve	0	0	6,168,234	0	6,606,075
25401502	Special Highway - Streets	70500	Fund Balance Reserve	0	0	318,411	0	326,969
26350000	Drug & Alcohol Awareness	70500	Fund Balance Reserve	0	0	255,325	0	354,878
27501000	Special Parks & Recreation	70500	Fund Balance Reserve	0	0	55,048	0	61,465
28056000	Economic Development - Other	70500	Fund Balance Reserve	0	0	582,558	0	752,125
40501705	PRIF Zone 1	70500	Fund Balance Reserve	0	0	62,721	0	165,600
41501704	PRIF Zone 2	70500	Fund Balance Reserve	0	0	148,378	0	251,040
42501705	PRIF Zone 3	70500	Fund Balance Reserve	0	0	184,046	0	230,588
43501706	Street Tree Zone 1	70500	Fund Balance Reserve	0	0	109,931	0	108,225
44501707	Street Tree Zone 2	70500	Fund Balance Reserve	0	0	115,475	0	92,649
45501708	Street Tree Zone 3	70500	Fund Balance Reserve	0	0	239,717	0	203,987
46402000	TIP Zone 1	70500	Fund Balance Reserve	0	0	351,935	0	727,893
47402000	TIP Zone 2	70500	Fund Balance Reserve	0	0	250,430	0	328,031
48402000	TIP Zone 3	70500	Fund Balance Reserve	0	0	234,625	0	340,083
50052000	Economic Development - NRD	70500	Fund Balance Reserve	0	0	72,421	0	99,895
51053000	Economic Development - TIF	70500	Fund Balance Reserve	0	0	560,953	0	678,675
53053000	Economic Development - TIF	70500	Fund Balance Reserve	358	1,245	121,356	0	3,899
54053000	Economic Development - TIF	70500	Fund Balance Reserve	0	0	2,406	0	4,455
56051000	Economic Development - CID	70500	Fund Balance Reserve	0	0	107,939	0	117,152
57051000	Economic Development - CID	70500	Fund Balance Reserve	0	0	9,203	0	13,104
58051000	Economic Development - CID	70500	Fund Balance Reserve	0	0	1,545	0	6,704
59051000	Economic Development - CID	70500	Fund Balance Reserve	0	0	35,000	0	20,397
61051000	Economic Development - CID	70500	Fund Balance Reserve	0	0	0	0	3,515
80405000	Stormwater Administration	70500	Fund Balance Reserve	0	100,000	1,479,463	0	1,425,792
			Object Total	4,455,016	7,309,153	32,457,983	7,000,000	36,460,359
01030000	Transfers	70900	Transfers Out -Accrual	-200,708	69,079	0	0	0
			Object Total	-200,708	69,079	0	0	0
			Transfers Total	18,089,872	20,782,989	46,608,382	21,871,191	53,406,624
			Grand Total	82,084,884	86,098,513	122,535,815	97,666,678	134,562,768

Detail Revenue by Fund

Annual Budget Document
2016
City of Lenexa
January 1 - December 31

Revenue by Fund

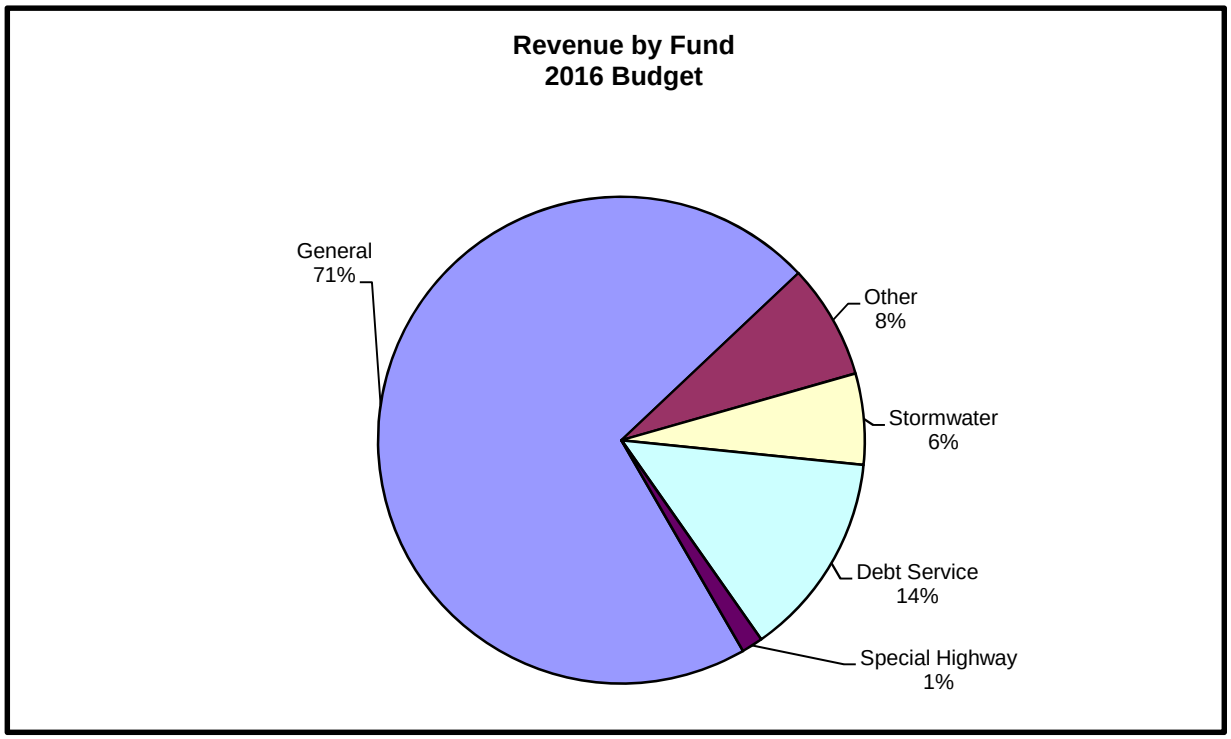

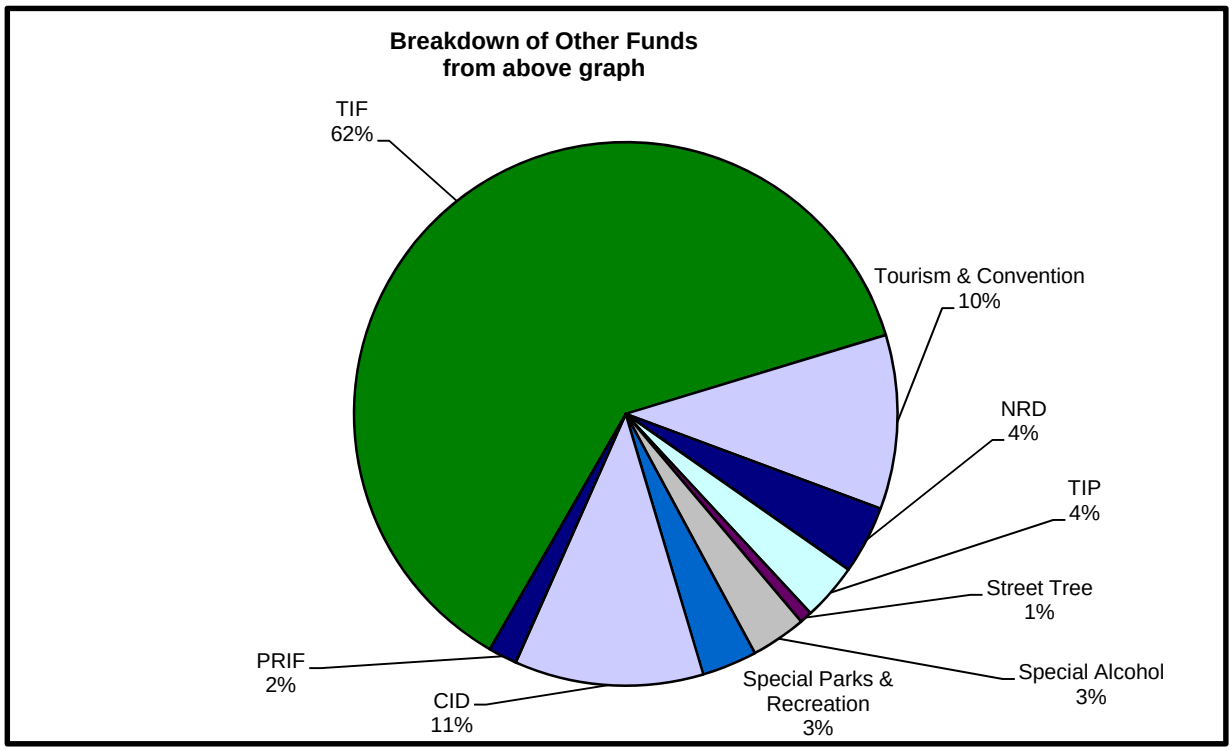

The detail supporting these graphs is on the following pages.

ORG	Fund	OBJ	DESCRIPTION	2013 ACTUAL	2014 ACTUAL	2015 ORIGINAL BUDGET	2015 REVISED BUDGET	2016 ACTUAL
01	General Fund	41110	Property Tax Current	16,838,382	17,421,543	20,447,995	20,447,995	20,906,669
01	General Fund	41115	Property Tax Delinquent	139,255	213,264	202,000	202,000	202,000
01	General Fund	41200	PILOT	0	0	125,731	125,731	186,000
			Subtotal	16,977,637	17,634,807	20,775,726	20,775,726	21,294,669
01	General Fund	42105	Communications Franchise Tax	1,101,961	1,050,695	1,130,160	1,130,160	1,130,000
01	General Fund	42110	Gas Franchise Tax	1,191,268	1,327,530	1,000,000	1,000,000	1,030,000
01	General Fund	42115	Electric Franchise Tax	4,294,568	4,469,965	4,437,000	4,470,000	4,604,100
01	General Fund	42120	Other Franchise Tax	1,000	1,000	1,000	1,000	1,000
01	General Fund	42124	Franchise Tax Gas Accrual	-22,394	-6,375	0	0	0
01	General Fund	42126	Franchise Gas Electric Accrual	28,759	14,711	0	0	0
01	General Fund	42128	Franchise Tax Communications Accrual	-17,204	-12,300	0	0	0
01	General Fund	42200	Motor Vehicle Excise Tax	1,501,583	1,679,746	1,708,245	1,708,245	2,015,702
01	General Fund	42205	Recreational Vehicle Tax	4,727	4,951	5,132	5,132	5,799
01	General Fund	42210	Heavy Truck Tax	7,891	9,303	3,447	3,447	1,867
01	General Fund	42215	Rental Excise Tax	22,715	23,094	24,818	24,818	33,384
01	General Fund	42217	Commercial motor vehicle tax	0	76,959	0	0	103,435
01	General Fund	42311	Sales Tax General	11,314,632	12,198,123	11,906,933	12,686,048	12,775,629
01	General Fund	42312	City Sales 3/8	4,242,987	4,574,296	4,459,223	4,757,268	4,790,986
01	General Fund	42320	Sales Tax County	6,621,484	7,242,236	6,967,345	7,531,925	7,757,883
01	General Fund	42331	Compensating Use General	3,523,878	3,701,117	3,324,606	3,849,162	3,964,637
01	General Fund	42332	Compensating Use 3/8	1,321,454	1,387,919	1,240,181	1,443,436	1,486,739
01	General Fund	42334	Compensating Use County	1,180,163	1,338,900	1,121,155	1,392,456	1,434,230
01	General Fund	42336	City Sales Tax Accrual	129,941	106,636	0	0	0
01	General Fund	42338	County Sales Tax Accrual	75,310	82,732	0	0	0
01	General Fund	42340	Compensating Use Accrual	-24,293	144,828	0	0	0
01	General Fund	42342	3/8 Sales Tax Accrual	43,079	33,784	0	0	0
01	General Fund	42344	3/8 Compensating Use Accrual	-16,000	35,295	0	0	0
01	General Fund	42410	Special Liquor Tax	213,660	228,871	222,967	222,967	242,320
01	General Fund	42411	Special Liquor Tax Accrual	9,858	6,417	0	0	0
01	General Fund	42425	Excise Tax	632,142	373,460	200,000	300,000	300,000
			Subtotal	37,383,169	40,093,893	37,752,212	40,526,064	41,677,711
01200000	General Fund	43110	Animal License	43,530	37,681	35,000	35,000	37,500
01200000	General Fund	43125	Liquor	0	0	1,600	1,600	1,600
01200000	General Fund	43130	CMB License	3,532	5,214	1,700	1,700	5,250
01200000	General Fund	43135	CMB Stamp License	600	-625	650	650	650
01200000	General Fund	43140	Drinking License	8,000	10,000	8,500	8,500	10,000
01200000	General Fund	43145	Business License	449,899	453,548	425,000	425,000	465,000
01200000	General Fund	43150	Massage Therapy	6,625	10,345	7,150	7,150	11,000
01200000	General Fund	43155	License - Refuse Hauling	0	0	900	900	1,000
01200000	General Fund	43157	License - Other	65	0	0	0	0
01200000	General Fund	43205	Building Permit	981,913	1,194,225	750,000	750,000	800,000
01300000	General Fund	43215	Burn Permit	1,765	1,885	3,000	3,000	3,000
01300000	General Fund	43220	Blast Permit	2,030	1,000	2,000	2,000	2,000
01200000	General Fund	43225	Public Improvements Permit	0	91,966	0	0	75,000
01200000	General Fund	43227	Site Development Permit	39,404	1,400	25,000	25,000	1,500
01350000	General Fund	43235	Oversize/Overweight	0	50	0	0	0
01200000	General Fund	43242	ROW Permit	24,746	82,978	50,000	50,000	85,000
01200000	General Fund	43245	Security Permit	0	0	6,000	0	0
01350000	General Fund	43245	Security Permit	0	0	0	6,000	6,000
01350000	General Fund	43250	Alarm Permit	395	0	0	0	0
01200000	General Fund	43265	Sign Permit	19,180	16,910	15,000	15,000	15,000
01200000	General Fund	43950	Permit - Other	327	848	0	0	1,000
			Subtotal	1,582,011	1,907,425	1,331,500	1,331,500	1,520,500
01	General Fund	44205	Grant - Federal	0	47,829	0	0	0
01	General Fund	44250	Grant - State	0	1,281	0	0	0
			Subtotal	0	49,110	0	0	0
01350000	General Fund	45005	Fingerprint Fee	2,770	2,750	3,200	3,200	3,200

ORG	Fund	OBJ	DESCRIPTION	2013 ACTUAL	2014 ACTUAL	2015 ORIGINAL BUDGET	2015 REVISED BUDGET	2016 ACTUAL
01350000	General Fund	45010	Police Accident Report	785	1,220	1,000	1,000	1,000
01350000	General Fund	45012	Police Discovery Accident Report	30	15	50	50	0
01350000	General Fund	45014	Police Discovery Offense Report	3,755	4,559	3,000	3,000	4,000
01350000	General Fund	45016	Police Discovery Photo DVD	355	555	250	250	750
01350000	General Fund	45018	Police Discovery Postage	1,835	1,835	1,300	1,300	1,300
01350000	General Fund	45019	Police Discovery Tape CD	25	1,200	0	0	0
01350000	General Fund	45020	Police Discovery Tape DVD	7,375	6,750	5,000	5,000	7,500
01350000	General Fund	45022	Police Discovery Tape Video	4,725	835	0	0	0
01350000	General Fund	45024	Police Offense Report	1,260	1,093	1,500	1,500	0
01350000	General Fund	45026	Police Fee - Other	11,332	13,381	0	0	5,000
01350000	General Fund	45035	Police Fee - Police Report	35	340	0	0	1,500
01300000	General Fund	45050	Ambulance Fee	54,311	48,929	60,000	60,000	60,000
01300000	General Fund	45060	Standby Fee	0	0	25,000	25,000	25,000
01200000	General Fund	45110	Plan Fee	6,176	4,585	5,000	5,000	5,000
01200000	General Fund	45111	Fee - Concept Plan	250	250	0	0	250
01200000	General Fund	45112	Fee - Preliminary Plan	300	600	0	0	1,000
01200000	General Fund	45113	Fee - Final Plan	2,400	600	0	0	1,000
01200000	General Fund	45114	Fee - Final Plat	5,600	3,200	0	0	3,250
01200000	General Fund	45115	Fee - Rezoning	7,600	7,600	0	0	7,500
01203000	General Fund	45115	Fee - Rezoning	-200	0	0	0	0
01200000	General Fund	45116	Fee - SUP	4,050	7,400	0	0	7,500
01200000	General Fund	45117	BOZA	0	0	0	0	0
01200000	General Fund	45118	Staff Review	2,625	1,875	0	0	2,000
01200000	General Fund	45120	Fee - Plan	1,656	2,324	0	0	2,500
01201000	General Fund	45122	Code Enforcement Fee	10,095	9,190	0	0	0
01200000	General Fund	45124	Rental Inspection	171,595	116,280	165,000	165,000	165,000
01200000	General Fund	45126	Special Event Fee	1,901	2,360	3,000	3,000	2,500
01200000	General Fund	45128	Vacation Petition	1,000	400	500	500	500
01013000	General Fund	45152	Court Appointed Attorney Fee	20,696	22,527	20,000	20,000	32,000
01013000	General Fund	45154	Court Cost	134,852	142,474	134,000	134,000	134,000
01013000	General Fund	45156	Court Fingerprint	34,507	36,504	34,000	34,000	36,500
01013000	General Fund	45158	Diversion	164,187	192,260	163,000	163,000	176,000
01013000	General Fund	45160	Monitoring	14,857	3,408	0	0	0
01	General Fund	45215	Economic Development Fee	13,500	17,500	20,000	20,000	20,000
01	General Fund	45220	IRB	8,000	5,000	0	0	0
01	General Fund	45232	Other Fee	200,356	200,000	200,000	200,000	200,000
01	General Fund	45235	TIF Administrative Fee	505	1,080	2,500	2,500	2,000
01401502	General Fund	45405	Dumpster Fee	12,230	14,875	12,300	12,300	12,300
01404000	General Fund	45415	Fee - Fuel	13,838	29,937	14,000	14,000	14,000
01505634	General Fund	45602	Adult Program	12,574	13,520	10,000	10,000	10,000
01504630	General Fund	45604	Adult Sports	3,982	-40	17,000	17,000	17,000
01504628	General Fund	45606	Adult Fitness	7,011	6,229	23,000	23,000	23,000
01507642	General Fund	45610	Naturalist class	3,445	2,794	1,800	1,800	1,800
01504632	General Fund	45612	Other Programs	3,055	1,936	8,000	8,000	8,000
01504629	General Fund	45614	Senior Citizen Program	12,638	13,163	15,000	15,000	15,000
01504629	General Fund	45616	Senior Taxi	11,398	14,093	7,700	7,700	7,700
01504632	General Fund	45620	Special Populations	0	0	2,000	2,000	2,000
01505634	General Fund	45622	Youth Sports	9,671	2,211	28,000	28,000	28,000
01508645	General Fund	45626	Tennis	2,186	1,232	9,771	9,771	9,771
01508645	General Fund	45628	Tennis Court Lights	127	146	400	400	400
01504632	General Fund	45630	Theatre Programs	0	0	2,000	2,000	2,000
01504631	General Fund	45634	Adult Trips	9,404	17,142	35,000	35,000	35,000
01505634	General Fund	45636	Youth Sports	0	0	2,000	2,000	2,000
01504632	General Fund	45638	Youth Programs	32,453	34,305	64,060	64,060	64,060
01502614	General Fund	45710	Rental - Beer Waiver	8,495	0	0	0	0
01502612	General Fund	45715	Community Center Rental	90,282	88,991	78,000	78,000	78,000
01508644	General Fund	45720	Sports Field Rental	36,028	39,594	500	500	500
01502613	General Fund	45725	Thompson Barn Rental	152,321	217,162	127,000	127,000	127,000
01502612	General Fund	45730	NGA Rental	4,975	8,450	3,000	3,000	3,000
01502614	General Fund	45735	Park Shelter Rental	35,325	45,180	30,000	30,000	30,000
01502612	General Fund	45740	Senior Center Rental	14,098	15,582	23,500	23,500	23,500
01503615	General Fund	45802	BBQ Admission	33,012	36,127	44,000	44,000	44,000
01503615	General Fund	45804	BBQ Admissions Tax	0	-8	0	0	0
01503615	General Fund	45806	BBQ Contestant	36,578	36,800	40,000	40,000	40,000
01503615	General Fund	45808	BBQ Electricity	7,900	7,700	0	0	0
01503615	General Fund	45810	BBQ Parking	2,670	2,745	0	0	0
01503615	General Fund	45812	BBQ Souvenirs	1,939	1,802	4,000	4,000	4,000
01503615	General Fund	45816	BBQ Vendor	2,276	2,303	0	0	0
01503616	General Fund	45822	Chili Admissions	0	160	0	0	0
01503616	General Fund	45826	Chili Contestants	13,365	12,135	15,000	15,000	15,000

ORG	Fund	OBJ	DESCRIPTION	2013 ACTUAL	2014 ACTUAL	2015 ORIGINAL BUDGET	2015 REVISED BUDGET	2016 ACTUAL
01503616	General Fund	45828	Chili Souvenir	2,117	1,622	0	0	0
01503616	General Fund	45830	Chili Souvenir tax	2	-2	0	0	0
01503616	General Fund	45832	Chili Vendor	816	640	0	0	0
01503619	General Fund	45836	Enchanted Admission	1,333	1,369	7,000	7,000	7,000
01503620	General Fund	45844	Freedom Run	36,322	38,878	35,000	35,000	35,000
01503623	General Fund	45846	Other Events	-100	0	2,000	2,000	2,000
01503625	General Fund	45848	Spinach Admission	1,832	2,341	2,000	2,000	2,000
01503625	General Fund	45850	Spinach Admissions Tax	-4	0	0	0	0
01503625	General Fund	45852	Spinach Crafter	5,730	4,905	10,000	10,000	10,000
01503625	General Fund	45854	Spinach Souvenir	455	604	400	400	400
01503625	General Fund	45858	Spinach Vendor	1,240	1,240	1,000	1,000	1,000
01503627	General Fund	45860	Tails on Trails Souvenir	14	0	0	0	0
01503656	General Fund	45863	Bridal Show Booth	2,820	3,975	0	4,750	4,750
01506655	General Fund	45863	Art & Wine Fair Booth	0	4,323	4,750	0	0
01506655	General Fund	45864	Art & Wine Fair Vendors	0	300	600	600	600
01506655	General Fund	45865	Art & Wine Fair Souvenirs	0	792	500	500	500
01506655	General Fund	45866	Art & Wine Fair Souvenirs Tax	0	69	0	0	0
01506655	General Fund	45867	Art & Wine Fair Admission	0	14,366	40,000	40,000	40,000
01506655	General Fund	45868	Art & Wine Fair Admission Tax	0	1,258	0	0	0
01509647	General Fund	45902	Ad Astra Pool Guest	16,116	19,338	30,721	30,721	30,721
01509647	General Fund	45904	Ad Astra Pool Rental	6,362	5,243	8,918	8,918	8,918
01509648	General Fund	45906	Flat Rock Creek Pool Guest	13,355	15,718	16,594	16,594	16,594
01509648	General Fund	45908	Flat Rock Creek Pool Rental	840	1,368	1,230	1,230	1,230
01509649	General Fund	45910	Indian Trails Pool Guest	38,719	49,824	65,625	65,625	65,625
01509649	General Fund	45912	Indian Trails Pool Rental	0	2,064	0	0	0
01509649	General Fund	45914	Pool Membership	115,822	118,537	207,750	207,750	207,750
01509650	General Fund	45916	Swim Lessons	36,118	28,582	30,750	30,750	30,750
01509651	General Fund	45918	Swim Team	22,440	25,262	25,625	25,625	25,625
			Subtotal	1,770,726	1,869,761	1,954,794	1,954,794	2,015,244
01352000	General Fund	46100	Alarm Fines	18,470	69,373	50,000	50,000	60,000
01352000	General Fund	46105	Alcohol Fines	117	47	0	0	0
01352000	General Fund	46115	Court & Cost	1,240,982	1,497,983	1,240,000	1,240,000	1,500,000
01201000	General Fund	46120	Nuisance Fine	1,361	1,216	0	0	2,500
01201000	General Fund	46125	Weed Fine	16,022	24,402	10,000	10,000	25,000
			Subtotal	1,276,952	1,593,021	1,300,000	1,300,000	1,587,500
01	General Fund	47120	Investment earnings	359,175	477,656	162,000	162,000	202,500
01	General Fund	47130	Investment Earnings - M2M	0	-449,870	0	0	0
01350401	General Fund	47500	Tower Lease	421,000	419,063	447,000	447,000	402,000
01	General Fund	47600	Rents & Royalties	21,765	20,091	20,091	20,091	20,091
			Subtotal	801,940	466,940	629,091	629,091	624,591
01509647	General Fund	48105	Concessions Ad Astra	6,800	6,247	17,340	17,340	17,340
01509648	General Fund	48115	Concessions Flat Rock Creek	5,979	6,620	8,670	8,670	8,670
01509649	General Fund	48125	Concessions Indian Trails	15,192	16,640	25,500	25,500	25,500
01	General Fund	48135	Concessions	515	461	1,000	1,000	500
01	General Fund	48140	Concessions tax	-12	0	0	0	0
01500000	General Fund	48210	Vending Community Center	2,886	3,314	800	800	800
01500000	General Fund	48212	Vending - Community Center Tax	20	9	0	0	0
02	Endowment Fund	48230	Donations	2,150	7,837	0	0	0
01	General Fund	48235	Insufficient Funds	1,231	423	1,100	1,100	800
01	General Fund	48245	Insurance Settlement	5,000	0	0	0	0
01	General Fund	48250	Long/Short	-117	-263	0	0	0
01	General Fund	48257	Other	137,440	243,857	138,000	138,000	140,104
01	General Fund	48260	Photocopies	3,948	2,509	4,000	4,000	3,000
01	General Fund	48270	Pcard Rebate	44,490	45,261	46,000	46,000	48,000
01503623	General Fund	48275	Souvenir I Like	278	353	0	0	0
01503623	General Fund	48280	Souvenir I Like tax	-2	15	0	0	0
01504632	General Fund	48281	Shining Stars Gear	0	181	0	0	0
01504632	General Fund	48282	Shining Stars Gear Tax	0	14	0	0	0
			Subtotal	225,798	333,478	242,410	242,410	244,714
01	General Fund	49200	Refunds	174	3	0	0	0
01	General Fund	49210	Auction Proceeds	1,932	0	0	0	0
01	General Fund	49305	Sale of Capital Assets	305	151	0	0	0
01	General Fund	49310	Sale of Land	26,165	836,272	0	0	0
01503615	General Fund	49410	BBQ Sponsorship	15,000	34,093	40,000	40,000	40,000
01503616	General Fund	49415	Chili Sponsorship	11,279	9,913	7,500	7,500	7,500
01503619	General Fund	49420	Enchanted Sponsorship	0	0	0	0	0

ORG	Fund	OBJ	DESCRIPTION	2013 ACTUAL	2014 ACTUAL	2015 ORIGINAL BUDGET	2015 REVISED BUDGET	2016 ACTUAL
01503625	General Fund	49425	Spinach Sponsorship	4,708	5,003	4,500	4,500	4,500
01503627	General Fund	49426	Tails on Trails Sponsorship	0	442	0	0	0
01503621	General Fund	49427	Sponsorship - Sar Ko Aglow	0	638	500	500	500
01506654	General Fund	49428	Sponsorship - Get Outdoors	0	635	500	500	500
01503620	General Fund	49430	Freedom Run Sponsorship	3,268	2,420	2,000	2,000	2,000
01506655	General Fund	49433	Sponsorships - Art	0	6,913	6,000	6,000	6,000
01	General Fund	49435	Sponsorship - Other	0	4,000	0	0	0
01503623	General Fund	49435	Sponsor - Other	22,244	1,038	0	0	0
01	General Fund	49500	Transfer in	25,359	28,188	0	0	0
01	General Fund	49532	Transfer in Special Alcohol	0	0	69,592	69,592	66,750
			Subtotal	110,434	929,709	130,592	130,592	127,750
			General Fund Total	60,128,667	64,878,144	64,116,325	66,890,177	69,092,679
05	Debt Service Fund	41110	Property Tax Current	7,535,214	7,195,461	7,712,147	7,712,147	9,492,504
05	Debt Service Fund	41115	Property Tax Delinquent	70,309	102,048	98,000	98,000	98,000
05	Debt Service Fund	41120	Property Tax TIF Current	0	0	510,271	510,271	490,921
05	Debt Service Fund	41130	Property Tax SA Current	1,905,721	1,994,459	1,902,868	1,902,868	2,155,261
05	Debt Service Fund	41135	Property Tax SA Delinquent	-54,986	28,047	28,000	28,000	28,000
05	Debt Service Fund	41200	PILOT	0	0	51,928	51,928	70,000
			Subtotal	9,456,258	9,320,015	10,303,214	10,303,214	12,334,686
05	Debt Service Fund	42200	Motor Vehicle Excise Tax	690,784	751,694	705,541	705,541	760,192
05	Debt Service Fund	42205	Recreational Vehicle Tax	2,170	2,216	2,120	2,120	2,187
05	Debt Service Fund	42210	Heavy Truck Tax	4,137	4,163	1,543	1,543	835
05	Debt Service Fund	42215	Rental Excise Tax	10,938	10,335	11,107	11,107	12,590
05	Debt Service Fund	42217	Commercial Motor Vehicle Tax	0	34,439	0	0	39,009
			Subtotal	708,029	802,847	720,311	720,311	814,813
05	Debt Service Fund	47120	Investment earnings	-70,737	236,587	66,000	66,000	75,000
05	Debt Service Fund	47130	Investment Earnings - M2M	0	-142,770	0	0	0
			Subtotal	-70,737	93,817	66,000	66,000	75,000
05	Debt Service Fund	49500	Transfer in	255,056	250,256	0	0	0
05	Debt Service Fund	49544	Trans in Unused Proceeds	0	404,507	0	0	0
			Subtotal	255,056	654,763	0	0	0
			Debt Service Funds Total	10,348,606	10,871,442	11,089,525	11,089,525	13,224,499
06	TIF Debt Service	47120	Investment earnings	6	3	0	0	0
			Subtotal	6	3	0	0	0
06	TIF Debt Service	49500	Transfer in	974,445	216,050	0	0	0
			Subtotal	974,445	216,050	0	0	0
			TIF Debt Service Fund Total	974,451	216,053	0	0	0
25	Special Highway Fund	42415	Gas Tax	1,239,565	1,291,160	1,270,340	1,281,000	1,282,800
25	Special Highway Fund	42416	Gas Tax Accrual	12,833	8,558	0	0	0
			Subtotal	1,252,398	1,299,718	1,270,340	1,281,000	1,282,800
25	Special Highway Fund	48257	Other	0	0	75,000	75,000	75,000
			Subtotal	0	0	75,000	75,000	75,000
			Special Highway Fund Total	1,252,398	1,299,718	1,345,340	1,356,000	1,357,800
26	Special Alcohol Fund	42410	Special Liquor Tax	213,660	228,870	222,967	222,967	242,319
26	Special Alcohol Fund	42411	Special Liquor Tax Accrual	9,858	6,417	0	0	0
			Subtotal	223,518	235,287	222,967	222,967	242,319
			Special Alcohol Fund Total	223,518	235,287	222,967	222,967	242,319

ORG	Fund	OBJ	DESCRIPTION	2013 ACTUAL	2014 ACTUAL	2015 ORIGINAL BUDGET	2015 REVISED BUDGET	2016 ACTUAL
27	Special Parks Fund	42410	Special Liquor Tax	213,660	228,870	222,967	222,967	242,319
27	Special Parks Fund	42411	Special Liquor Tax Accrual	9,858	6,417	0	0	0
			Subtotal	223,518	235,287	222,967	222,967	242,319
			Special Parks Fund Total	223,518	235,287	222,967	222,967	242,319
28	Tourism & Convention Fund	42420	Transient Guest Tax	735,341	697,299	700,000	700,000	765,000
28	Tourism & Convention Fund	42421	Transient Guest Tax Accrual	-67,156	102,692	0	0	0
			Subtotal	668,185	799,991	700,000	700,000	765,000
			Tourism & Convention Fund Total	668,185	799,991	700,000	700,000	765,000
40	PRIF Zone 1 Fund	45510	PRIF Fee	54,744	233,587	50,000	50,000	50,000
			Subtotal	54,744	233,587	50,000	50,000	50,000
40	PRIF Zone 1 Fund	47120	Investment earnings	-3,536	8,615	0	0	0
40	PRIF Zone 1 Fund	47130	Investment Earnings - M2M	0	-6,457	0	0	0
			Subtotal	-3,536	2,158	0	0	0
40	PRIF Zone 1 Fund	49500	Transfer in	69,875	0	0	0	0
			Subtotal	69,875	0	0	0	0
			PRIF Zone 1 Fund Total	121,083	235,745	50,000	50,000	50,000
41	PRIF Zone 2 Fund	45510	PRIF Fee	107,795	143,074	50,000	50,000	50,000
			Subtotal	107,795	143,074	50,000	50,000	50,000
41	PRIF Zone 2 Fund	47120	Investment earnings	-3,783	9,278	0	0	0
41	PRIF Zone 2 Fund	47130	Investment Earnings - M2M	0	-4,690	0	0	0
			Subtotal	-3,783	4,588	0	0	0
			PRIF Zone 2 Fund Total	104,012	147,662	50,000	50,000	50,000
42	PRIF Zone 3 Fund	45510	PRIF Fee	59,115	45,243	25,000	25,000	25,000
			Subtotal	59,115	45,243	25,000	25,000	25,000
42	PRIF Zone 3 Fund	47120	Investment earnings	-1,913	5,607	0	0	0
42	PRIF Zone 3 Fund	47130	Investment Earnings - M2M	0	-4,308	0	0	0
			Subtotal	-1,913	1,299	0	0	0
			PRIF Zone 3 Fund Total	57,202	46,542	25,000	25,000	25,000
43	Street Tree Zone 1 Fund	45520	Street Fee	0	0	10,000	10,000	10,000
			Subtotal	0	0	10,000	10,000	10,000
43	Street Tree Zone 1 Fund	47120	Investment earnings	-476	2,791	0	0	0
43	Street Tree Zone 1 Fund	47130	Investment Earnings - M2M	0	-2,022	0	0	0
			Subtotal	-476	769	0	0	0
			Street Tree Zone 1 Fund Total	-476	769	10,000	10,000	10,000
44	Street Tree Zone 2 Fund	45520	Street Tree Fee	0	0	25,000	25,000	25,000
			Subtotal	0	0	25,000	25,000	25,000
44	Street Tree Zone 2 Fund	47120	Investment earnings	-263	2,831	0	0	0
44	Street Tree Zone 2 Fund	47130	Investment Earnings - M2M	0	-1,731	0	0	0
			Subtotal	-263	1,100	0	0	0
			Street Tree Zone 2 Fund Total	-263	1,100	25,000	25,000	25,000
45	Street Tree Zone 3 Fund	45520	Street Tree Fee	19,400	-19,400	20,000	20,000	20,000
			Subtotal	19,400	-19,400	20,000	20,000	20,000

ORG	Fund	OBJ	DESCRIPTION	2013 ACTUAL	2014 ACTUAL	2015 ORIGINAL BUDGET	2015 REVISED BUDGET	2016 ACTUAL
45	Street Tree Zone 3 Fund	47120	Investment earnings	-1,135	6,115	0	0	0
45	Street Tree Zone 3 Fund	47130	Investment Earnings - M2M	0	-3,811	0	0	0
			Subtotal	-1,135	2,304	0	0	0
			Street Tree Zone 3 Fund Total	18,265	-17,096	20,000	20,000	20,000
46	TIP Zone 1 Fund	45430	TIP Fee	94,184	366,809	50,000	125,000	125,000
			Subtotal	94,184	366,809	50,000	125,000	125,000
46	TIP Zone 1 Fund	47120	Investment earnings	355	11,740	0	0	0
46	TIP Zone 1 Fund	47130	Investment Earnings - M2M	0	-13,599	0	0	0
			Subtotal	355	-1,859	0	0	0
46	TIP Zone 1 Fund	49500	Transfer in	61,249	11,009	0	0	0
			Subtotal	61,249	11,009	0	0	0
			TIP Zone 1 Fund Total	155,788	375,959	50,000	125,000	125,000
47	TIP Zone 2 Fund	45430	TIP Fee	205,975	124,314	50,000	75,000	75,000
			Subtotal	205,975	124,314	50,000	75,000	75,000
47	TIP Zone 2 Fund	47120	Investment earnings	-3,545	9,416	0	0	0
47	TIP Zone 2 Fund	47130	Investment Earnings - M2M	0	-6,129	0	0	0
			Subtotal	-3,545	3,287	0	0	0
			TIP Zone 2 Fund Total	202,430	127,601	50,000	75,000	75,000
48	TIP Zone 3 Fund	45430	TIP Fee	121,188	104,133	50,000	50,000	50,000
			Subtotal	121,188	104,133	50,000	50,000	50,000
48	TIP Zone 3 Fund	47120	Investment earnings	-3,279	7,680	0	0	0
48	TIP Zone 3 Fund	47130	Investment Earnings - M2M	0	-6,354	0	0	0
				-3,279	1,326	0	0	0
			TIP Zone 3 Fund Total	117,909	105,459	50,000	50,000	50,000
50	NRD Fund	41140	Property Tax NRD Current	245,405	241,177	250,000	250,000	300,000
50	NRD Fund	41145	Property Tax - NRD Delinquent	-8,583	0	0	0	0
			Subtotal	236,822	241,177	250,000	250,000	300,000
50	NRD Fund	45230	NRD Application Fee	175	100	0	0	0
			Subtotal	175	100	0	0	0
			NRD Fund Total	236,997	241,277	250,000	250,000	300,000
51	City Center Fund	41120	Property Tax TIF Current	755,336	772,698	1,680,000	1,680,000	2,306,000
51	City Center Fund	41125	Property Tax - TIF Delinquent	146,212	4,035	0	0	0
			Subtotal	901,548	776,733	1,680,000	1,680,000	2,306,000
			City Center Fund Total	901,548	776,733	1,680,000	1,680,000	2,306,000
53	Mining TIF Fund	41120	Property Tax TIF Current	563,622	835,938	1,390,000	1,390,000	1,453,000
53	Mining TIF Fund	41125	Property Tax - TIF Delinquent	955	0	0	0	0
			Subtotal	564,577	835,938	1,390,000	1,390,000	1,453,000
			Mining TIF Fund Total	564,577	835,938	1,390,000	1,390,000	1,453,000
54	Ridgeview TIF District Fund	41120	Property Tax TIF Current	675,287	680,392	704,000	704,000	762,000
54	Ridgeview TIF District Fund	41125	Property Tax - TIF Delinquent	14,336	0	0	0	0
			Subtotal	689,623	680,392	704,000	704,000	762,000
			Ridgeview TIF District Fund Total	689,623	680,392	704,000	704,000	762,000
56	Orchard Corners CID Fund	42311	Sales Tax General	466,511	498,652	606,000	606,000	606,000
56	Orchard Corners CID Fund	42336	City Sales Tax Accrual	4,416	13,880	0	0	0
56	Orchard Corners CID Fund	42340	Compensating Use Accrual	3,961	-3,961	0	0	0
			Subtotal	474,888	508,571	606,000	606,000	606,000

ORG	Fund	OBJ	DESCRIPTION	2013 ACTUAL	2014 ACTUAL	2015 ORIGINAL BUDGET	2015 REVISED BUDGET	2016 ACTUAL
			Orchard Corners CIF Fund Total	474,888	508,571	606,000	606,000	606,000
57	Prairie Creek CID Fund	42311	Sales Tax General	69,281	80,168	100,000	100,000	100,000
57	Prairie Creek CID Fund	42336	City Sales Tax Accrual	-1,309	5,941	0	0	0
57	Prairie Creek CID Fund	42340	Compensating Use Accrual	1,955	-1,955	0	0	0
			Subtotal	69,927	84,154	100,000	100,000	100,000
			Prairie Creek CID Fund Total	69,927	84,154	100,000	100,000	100,000
58	Quivira 95 CID Fund	42311	Sales Tax General	1,545	24,874	52,000	52,000	52,000
58	Quivira 95 CID Fund	42330	Compensating Use Tax	0	-214	0	0	0
58	Quivira 95 CID Fund	42336	City Sales Tax Accrual	0	6,704	0	0	0
58	Quivira 95 CID Fund	42340	Compensating Use Accrual	0	-1,125	0	0	0
			Subtotal	1,545	30,239	52,000	52,000	52,000
			Quivira 95 CID Fund Total	1,545	30,239	52,000	52,000	52,000
59	Greystone Plaza CID Fund	42311	Sales Tax General	0	15,571	35,000	35,000	40,000
59	Greystone Plaza CID Fund	42336	City Sales Tax Accrual	0	4,827	0	0	0
			Subtotal	0	20,398	35,000	35,000	40,000
			Greystone Plaza CID Fund Total	0	20,398	35,000	35,000	40,000
61	City Center East CID #1 Fund	42311	Sales Tax General	0	992	30,000	30,000	33,000
61	City Center East CID #1 Fund	42336	City Sales Tax Accrual	0	3,515	0	0	0
			Subtotal	0	4,507	30,000	30,000	33,000
			City Center East CID #1 Fund Total	0	4,507	30,000	30,000	33,000
62	City Center East CID #2 Fund	42311	Sales Tax General	0	0	0	0	50,000
			Subtotal	0	0	0	0	50,000
			City Center East CID #2 Fund Total	0	0	0	0	50,000
63	I-35 & 95th Street TIF Fund	41120	Property Tax TIF Current	0	0	40,000	40,000	60,000
			Subtotal	0	0	40,000	40,000	60,000
			I-35 & 95th Street TIF Fund Total	0	0	40,000	40,000	60,000
80	Stormwater Operating Fund	43210	ESC Permit	51,220	39,984	25,000	30,000	40,000
			Subtotal	51,220	39,984	25,000	30,000	40,000
80	Stormwater Operating Fund	45420	SW Capital Charge	684,269	396,566	300,000	308,000	311,000
80	Stormwater Operating Fund	45422	SW Service Charge	4,593,889	4,947,832	4,934,573	4,965,213	5,352,389
80	Stormwater Operating Fund	45424	SW Service Charge Delinquent	33,070	33,282	33,000	33,000	33,492
			Subtotal	5,311,228	5,377,680	5,267,573	5,306,213	5,696,881
80	Stormwater Operating Fund	47120	Investment earnings	-10,464	79,674	20,400	20,400	22,500
80	Stormwater Operating Fund	47130	Investment Earnings - M2M	0	-51,342	0	0	0
			Subtotal	-10,464	28,332	20,400	20,400	22,500
80	Stormwater Operating Fund	48257	Other	5,300	0	90,070	90,070	90,070
			Subtotal	5,300	0	90,070	90,070	90,070

ORG	Fund	OBJ	DESCRIPTION	2013 ACTUAL	2014 ACTUAL	2015 ORIGINAL BUDGET	2015 REVISED BUDGET	2016 ACTUAL
80	Stormwater Operating Fund	49500	Transfer in	486,124	225,730	0	0	0
			Subtotal	486,124	225,730	0	0	0
			Stormwater Operating Fund Total	5,843,408	5,671,726	5,403,043	5,446,683	5,849,451
			Grand Total	83,377,806	88,413,598	88,317,167	91,245,319	96,966,067

Detail Revenue by Section

Annual Budget Document
2016
City of Lenexa
January 1 - December 31

Revenue by Section

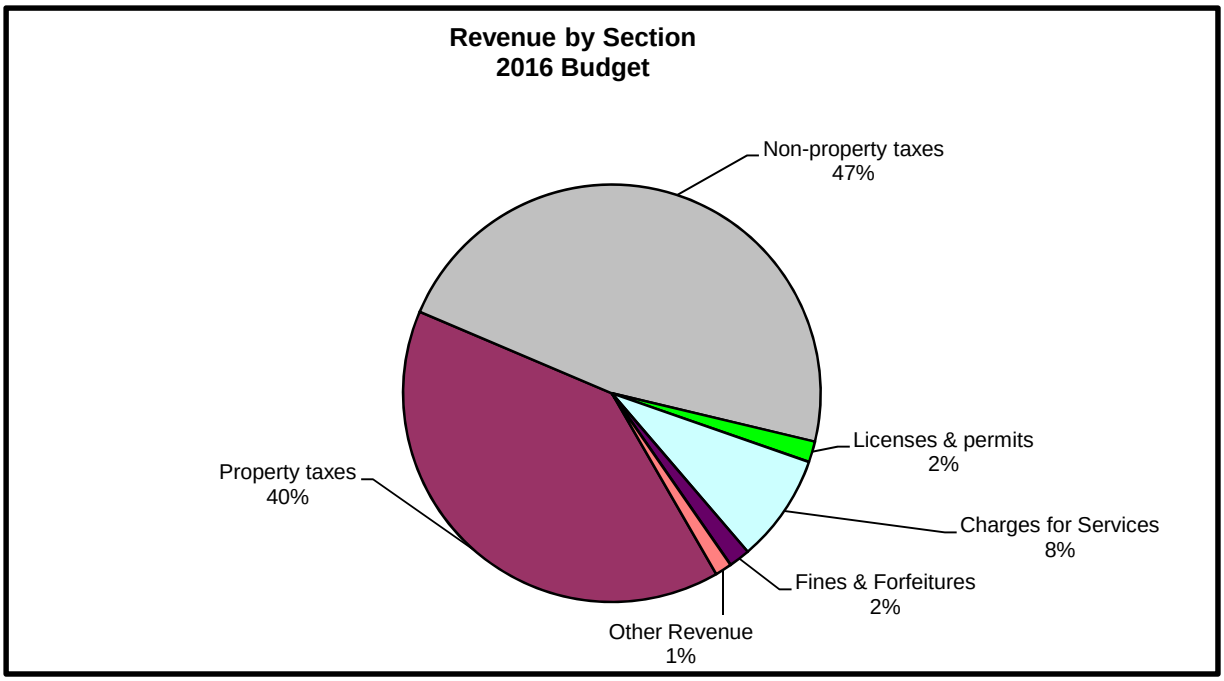

The following pages divide revenues by these sections:

- **Property Taxes**, taxes levied on real and/or personal property.
- **Non-Property Taxes**, includes franchise tax, sales and use tax, and motor vehicle excise tax.
- **Licenses and Permits**, revenues from businesses and non businesses that must be licensed or obtain permits.
- **Intergovernmental**, revenues from other governments.
- **Charges for Services**, are charges for current services provided.
- **Fines and Forfeitures**, revenues from fines and penalties.
- **Use of Money**, compensation for use of financial resources.
- **Miscellaneous Revenues**, items not otherwise classified.
- **Non-Revenue Receipts**, includes transfers from other funds.

ORG	Fund	OBJ	DESCRIPTION	2013 ACTUAL	2014 ACTUAL	ORIGINAL BUDGET	REVISED BUDGET	2016 ACTUAL
01	General Fund	41110	Property Tax Current	16,838,382	17,421,543	20,447,995	20,447,995	20,906,669
05	Debt Service Fund	41110	Property Tax Current	7,535,214	7,195,461	7,712,147	7,712,147	9,492,504
01	General Fund	41115	Property Tax Delinquent	139,255	213,264	202,000	202,000	202,000
05	Debt Service Fund	41115	Property Tax Delinquent	70,309	102,048	98,000	98,000	98,000
05	Debt Service Fund	41120	Property Tax TIF Current	0	0	510,271	510,271	490,921
51	City Center Fund	41120	Property Tax TIF Current	755,336	772,698	1,680,000	1,680,000	2,306,000
53	Mining TIF Fund	41120	Property Tax TIF Current	563,622	835,938	1,390,000	1,390,000	1,453,000
54	Ridgeview TIF District Fund	41120	Property Tax TIF Current	675,287	680,392	704,000	704,000	762,000
63	I-35 & 95th Street TIF Fund	41120	Property Tax TIF Current	0	0	40,000	40,000	60,000
51	City Center Fund	41125	Property Tax - TIF Delinquent	146,212	4,035	0	0	0
53	Mining TIF Fund	41125	Property Tax - TIF Delinquent	955	0	0	0	0
54	Ridgeview TIF District Fund	41125	Property Tax - TIF Delinquent	14,336	0	0	0	0
05	Debt Service Fund	41130	Property Tax SA Current	1,905,721	1,994,459	1,902,868	1,902,868	2,155,261
05	Debt Service Fund	41135	Property Tax SA Delinquent	-54,986	28,047	28,000	28,000	28,000
50	NRD Fund	41140	Property Tax NRD Current	245,405	241,177	250,000	250,000	300,000
50	NRD Fund	41145	Property Tax - NRD Delinquent	-8,583	0	0	0	0
01	General Fund	41200	PILOT	0	0	125,731	125,731	186,000
05	Debt Service Fund	41200	PILOT	0	0	51,928	51,928	70,000
			Property Taxes Total	28,826,465	29,489,062	35,142,940	35,142,940	38,510,355
01	General Fund	42105	Communications Franchise Tax	1,101,961	1,050,695	1,130,160	1,130,160	1,130,000
01	General Fund	42110	Gas Franchise Tax	1,191,268	1,327,530	1,000,000	1,000,000	1,030,000
01	General Fund	42115	Electric Franchise Tax	4,294,568	4,469,965	4,437,000	4,470,000	4,604,100
01	General Fund	42120	Other Franchise Tax	1,000	1,000	1,000	1,000	1,000
01	General Fund	42124	Franchise Tax Gas Accrual	-22,394	-6,375	0	0	0
01	General Fund	42126	Franchise Gas Electric Accrual	28,759	14,711	0	0	0
01	General Fund	42128	Franchise Tax Communications Accrual	-17,204	-12,300	0	0	0
01	General Fund	42200	Motor Vehicle Excise Tax	1,501,583	1,679,746	1,708,245	1,708,245	2,015,702
05	Debt Service Fund	42200	Motor Vehicle Excise Tax	690,784	751,694	705,541	705,541	760,192
01	General Fund	42205	Recreational Vehicle Tax	4,727	4,951	5,132	5,132	5,799
05	Debt Service Fund	42205	Recreational Vehicle Tax	2,170	2,216	2,120	2,120	2,187
01	General Fund	42210	Heavy Truck Tax	7,891	9,303	3,447	3,447	1,867
05	Debt Service Fund	42210	Heavy Truck Tax	4,137	4,163	1,543	1,543	835
01	General Fund	42215	Rental Excise Tax	22,715	23,094	24,818	24,818	33,384
05	Debt Service Fund	42215	Rental Excise Tax	10,938	10,335	11,107	11,107	12,590
01	General Fund	42217	Commercial motor vehicle tax	0	76,959	0	0	103,435
05	Debt Service Fund	42217	Commercial Motor Vehicle Tax	0	34,439	0	0	39,009
01	General Fund	42311	Sales Tax General	11,314,632	12,198,123	11,906,933	12,686,048	12,775,629
56	Orchard Corners CID Fund	42311	Sales Tax General	466,511	498,652	606,000	606,000	606,000
57	Prairie Creek CID Fund	42311	Sales Tax General	69,281	80,168	100,000	100,000	100,000
58	Quivira 95 CID Fund	42311	Sales Tax General	1,545	24,874	52,000	52,000	52,000
59	Greystone Plaza CID Fund	42311	Sales Tax General	0	15,571	35,000	35,000	40,000
61	City Center East CID #1 Fund	42311	Sales Tax General	0	992	30,000	30,000	33,000
62	City Center East CID #2 Fund	42311	Sales Tax General	0	0	0	0	50,000
01	General Fund	42312	City Sales 3/8	4,242,987	4,574,296	4,459,223	4,757,268	4,790,986
01	General Fund	42320	Sales Tax County	6,621,484	7,242,236	6,967,345	7,531,925	7,757,883
58	Quivira 95 CID Fund	42330	Compensating Use Tax	0	-214	0	0	0
01	General Fund	42331	Compensating Use General	3,523,878	3,701,117	3,324,606	3,849,162	3,964,637
01	General Fund	42332	Compensating Use 3/8	1,321,454	1,387,919	1,240,181	1,443,436	1,486,739
01	General Fund	42334	Compensating Use County	1,180,163	1,338,900	1,121,155	1,392,456	1,434,230
01	General Fund	42336	City Sales Tax Accrual	129,941	106,636	0	0	0
56	Orchard Corners CID Fund	42336	City Sales Tax Accrual	4,416	13,880	0	0	0
57	Prairie Creek CID Fund	42336	City Sales Tax Accrual	-1,309	5,941	0	0	0
58	Quivira 95 CID Fund	42336	City Sales Tax Accrual	0	6,704	0	0	0
59	Greystone Plaza CID Fund	42336	City Sales Tax Accrual	0	4,827	0	0	0
61	City Center East CID #1 Fund	42336	City Sales Tax Accrual	0	3,515	0	0	0
01	General Fund	42338	County Sales Tax Accrual	75,310	82,732	0	0	0
01	General Fund	42340	Compensating Use Accrual	-24,293	144,828	0	0	0
56	Orchard Corners CID Fund	42340	Compensating Use Accrual	3,961	-3,961	0	0	0
57	Prairie Creek CID Fund	42340	Compensating Use Accrual	1,955	-1,955	0	0	0
58	Quivira 95 CID Fund	42340	Compensating Use Accrual	0	-1,125	0	0	0
01	General Fund	42342	3/8 Sales Tax Accrual	43,079	33,784	0	0	0
01	General Fund	42344	3/8 Compensating Use Accrual	-16,000	35,295	0	0	0

ORG	Fund	OBJ	DESCRIPTION	2013 ACTUAL	2014 ACTUAL	ORIGINAL BUDGET	REVISED BUDGET	2016 ACTUAL
01	General Fund	42410	Special Liquor Tax	213,660	228,871	222,967	222,967	242,320
26	Special Alcohol Fund	42410	Special Liquor Tax	213,660	228,870	222,967	222,967	242,319
27	Special Parks Fund	42410	Special Liquor Tax	213,660	228,870	222,967	222,967	242,319
01	General Fund	42411	Special Liquor Tax Accrual	9,858	6,417	0	0	0
26	Special Alcohol Fund	42411	Special Liquor Tax Accrual	9,858	6,417	0	0	0
27	Special Parks Fund	42411	Special Liquor Tax Accrual	9,858	6,417	0	0	0
25	Special Highway Fund	42415	Gas Tax	1,239,565	1,291,160	1,270,340	1,281,000	1,282,800
25	Special Highway Fund	42416	Gas Tax Accrual	12,833	8,558	0	0	0
28	Tourism & Convention Fund	42420	Transient Guest Tax	735,341	697,299	700,000	700,000	765,000
28	Tourism & Convention Fund	42421	Transient Guest Tax Accrual	-67,156	102,692	0	0	0
01	General Fund	42425	Excise Tax	632,142	373,460	200,000	300,000	300,000
			Non-Property Taxes Total	41,005,177	44,114,892	41,711,797	44,496,309	45,905,962
01200000	General Fund	43110	Animal License	43,530	37,681	35,000	35,000	37,500
01200000	General Fund	43125	Liquor	0	0	1,600	1,600	1,600
01200000	General Fund	43130	CMB License	3,532	5,214	1,700	1,700	5,250
01200000	General Fund	43135	CMB Stamp License	600	-625	650	650	650
01200000	General Fund	43140	Drinking License	8,000	10,000	8,500	8,500	10,000
01200000	General Fund	43145	Business License	449,899	453,548	425,000	425,000	465,000
01200000	General Fund	43150	Massage Therapy	6,625	10,345	7,150	7,150	11,000
01200000	General Fund	43155	License - Refuse Hauling	0	0	900	900	1,000
01200000	General Fund	43157	License - Other	65	0	0	0	0
01200000	General Fund	43205	Building Permit	981,913	1,194,225	750,000	750,000	800,000
80	Stormwater Operating Fund	43210	ESC Permit	51,220	39,984	25,000	30,000	40,000
01300000	General Fund	43215	Burn Permit	1,765	1,885	3,000	3,000	3,000
01300000	General Fund	43220	Blast Permit	2,030	1,000	2,000	2,000	2,000
01200000	General Fund	43225	Public Improvements Permit	0	91,966	0	0	75,000
01200000	General Fund	43227	Site Development Permit	39,404	1,400	25,000	25,000	1,500
01350000	General Fund	43235	Oversize/Overweight	0	50	0	0	0
01200000	General Fund	43242	ROW Permit	24,746	82,978	50,000	50,000	85,000
01200000	General Fund	43245	Security Permit	0	0	6,000	0	0
01350000	General Fund	43245	Security Permit	0	0	0	6,000	6,000
01350000	General Fund	43250	Alarm Permit	395	0	0	0	0
01200000	General Fund	43265	Sign Permit	19,180	16,910	15,000	15,000	15,000
01200000	General Fund	43950	Permit - Other	327	848	0	0	1,000
			Licenses & Permits Total	1,633,231	1,947,409	1,356,500	1,361,500	1,560,500
01	General Fund	44205	Grant - Federal	0	47,829	0	0	0
01	General Fund	44250	Grant - State	0	1,281	0	0	0
			Grants Total	0	49,110	0	0	0
01350000	General Fund	45022	Police Discovery Tape Video	4,725	835	0	0	0
01350000	General Fund	45026	Police Fee - Other	11,332	13,381	0	0	5,000
01350000	General Fund	45035	Police Fee - Police Report	35	340	0	0	1,500
01200000	General Fund	45111	Fee - Concept Plan	250	250	0	0	250
01200000	General Fund	45112	Fee - Preliminary Plan	300	600	0	0	1,000
01200000	General Fund	45113	Fee - Final Plan	2,400	600	0	0	1,000
01200000	General Fund	45114	Fee - Final Plat	5,600	3,200	0	0	3,250
01200000	General Fund	45115	Fee - Rezoning	7,600	7,600	0	0	7,500
01203000	General Fund	45115	Fee - Rezoning	-200	0	0	0	0
01200000	General Fund	45116	Fee - SUP	4,050	7,400	0	0	7,500
01200000	General Fund	45118	Staff Review	2,625	1,875	0	0	2,000
01200000	General Fund	45120	Fee - Plan	1,656	2,324	0	0	2,500
01404000	General Fund	45415	Fee - Fuel	13,838	29,937	14,000	14,000	14,000
01502614	General Fund	45710	Rental - Beer Waiver	8,495	0	0	0	0
01503625	General Fund	45850	Spinach Admissions Tax	-4	0	0	0	0
01503627	General Fund	45860	Tails on Trails Souvenir	14	0	0	0	0
01503656	General Fund	45863	Bridal Show Booth	2,820	3,975	0	4,750	4,750
01506655	General Fund	45863	Art & Wine Fair Booth	0	4,323	4,750	0	0
01506655	General Fund	45864	Art & Wine Fair Vendors	0	300	600	600	600
01506655	General Fund	45865	Art & Wine Fair Souvenirs	0	792	500	500	500
01506655	General Fund	45866	Art & Wine Fair Souvenirs Tax	0	69	0	0	0
01506655	General Fund	45867	Art & Wine Fair Admission	0	14,366	40,000	40,000	40,000
01506655	General Fund	45868	Art & Wine Fair Admission Tax	0	1,258	0	0	0
01350000	General Fund	45005	Fingerprint Fee	2,770	2,750	3,200	3,200	3,200
01350000	General Fund	45010	Police Accident Report	785	1,220	1,000	1,000	1,000
01350000	General Fund	45012	Police Discovery Accident Report	30	15	50	50	0
01350000	General Fund	45014	Police Discovery Offense Report	3,755	4,559	3,000	3,000	4,000
01350000	General Fund	45016	Police Discovery Photo DVD	355	555	250	250	750
01350000	General Fund	45018	Police Discovery Postage	1,835	1,835	1,300	1,300	1,300
01350000	General Fund	45019	Police Discovery Tape CD	25	1,200	0	0	0

ORG	Fund	OBJ	DESCRIPTION	2013 ACTUAL	2014 ACTUAL	ORIGINAL BUDGET	REVISED BUDGET	2016 ACTUAL
01350000	General Fund	45020	Police Discovery Tape DVD	7,375	6,750	5,000	5,000	7,500
01350000	General Fund	45024	Police Offense Report	1,260	1,093	1,500	1,500	0
01300000	General Fund	45050	Ambulance Fee	54,311	48,929	60,000	60,000	60,000
01300000	General Fund	45060	Standby Fee	0	0	25,000	25,000	25,000
01200000	General Fund	45110	Plan Fee	6,176	4,585	5,000	5,000	5,000
01200000	General Fund	45117	BOZA	0	0	0	0	0
01201000	General Fund	45122	Code Enforcement Fee	10,095	9,190	0	0	0
01200000	General Fund	45124	Rental Inspection	171,595	116,280	165,000	165,000	165,000
01200000	General Fund	45126	Special Event Fee	1,901	2,360	3,000	3,000	2,500
50	NRD Fund	45230	NRD Application Fee	175	100	0	0	0
01200000	General Fund	45128	Vacation Petition	1,000	400	500	500	500
01013000	General Fund	45152	Court Appointed Attorney Fee	20,696	22,527	20,000	20,000	32,000
01013000	General Fund	45154	Court Cost	134,852	142,474	134,000	134,000	134,000
01013000	General Fund	45156	Court Fingerprint	34,507	36,504	34,000	34,000	36,500
80	Stormwater Operating Fund	45420	SW Capital Charge	684,269	396,566	300,000	308,000	311,000
80	Stormwater Operating Fund	45422	SW Service Charge	4,593,889	4,947,832	4,934,573	4,965,213	5,352,389
80	Stormwater Operating Fund	45424	SW Service Charge Delinquent	33,070	33,282	33,000	33,000	33,492
46	TIP Zone 1 Fund	45430	TIP Fee	94,184	366,809	50,000	125,000	125,000
47	TIP Zone 2 Fund	45430	TIP Fee	205,975	124,314	50,000	75,000	75,000
48	TIP Zone 3 Fund	45430	TIP Fee	121,188	104,133	50,000	50,000	50,000
40	PRIF Zone 1 Fund	45510	PRIF Fee	54,744	233,587	50,000	50,000	50,000
41	PRIF Zone 2 Fund	45510	PRIF Fee	107,795	143,074	50,000	50,000	50,000
42	PRIF Zone 3 Fund	45510	PRIF Fee	59,115	45,243	25,000	25,000	25,000
43	Street Tree Zone 1 Fund	45520	Street Fee	0	0	10,000	10,000	10,000
44	Street Tree Zone 2 Fund	45520	Street Tree Fee	0	0	25,000	25,000	25,000
45	Street Tree Zone 3 Fund	45520	Street Tree Fee	19,400	-19,400	20,000	20,000	20,000
01013000	General Fund	45158	Diversion	164,187	192,260	163,000	163,000	176,000
01013000	General Fund	45160	Monitoring	14,857	3,408	0	0	0
01	General Fund	45215	Economic Development Fee	13,500	17,500	20,000	20,000	20,000
01	General Fund	45220	IRB	8,000	5,000	0	0	0
01	General Fund	45232	Other Fee	200,356	200,000	200,000	200,000	200,000
01	General Fund	45235	TIF Administrative Fee	505	1,080	2,500	2,500	2,000
01401502	General Fund	45405	Dumpster Fee	12,230	14,875	12,300	12,300	12,300
01505634	General Fund	45602	Adult Program	12,574	13,520	10,000	10,000	10,000
01504630	General Fund	45604	Adult Sports	3,982	-40	17,000	17,000	17,000
01504628	General Fund	45606	Adult Fitness	7,011	6,229	23,000	23,000	23,000
01507642	General Fund	45610	Naturalist class	3,445	2,794	1,800	1,800	1,800
01504632	General Fund	45612	Other Programs	3,055	1,936	8,000	8,000	8,000
01504629	General Fund	45614	Senior Citizen Program	12,638	13,163	15,000	15,000	15,000
01504629	General Fund	45616	Senior Taxi	11,398	14,093	7,700	7,700	7,700
01504632	General Fund	45620	Special Populations	0	0	2,000	2,000	2,000
01505634	General Fund	45622	Youth Sports	9,671	2,211	28,000	28,000	28,000
01508645	General Fund	45626	Tennis	2,186	1,232	9,771	9,771	9,771
01508645	General Fund	45628	Tennis Court Lights	127	146	400	400	400
01504632	General Fund	45630	Theatre Programs	0	0	2,000	2,000	2,000
01504631	General Fund	45634	Adult Trips	9,404	17,142	35,000	35,000	35,000
01505634	General Fund	45636	Youth Sports	0	0	2,000	2,000	2,000
01504632	General Fund	45638	Youth Programs	32,453	34,305	64,060	64,060	64,060
01502612	General Fund	45715	Community Center Rental	90,282	88,991	78,000	78,000	78,000
01508644	General Fund	45720	Sports Field Rental	36,028	39,594	500	500	500
01502613	General Fund	45725	Thompson Barn Rental	152,321	217,162	127,000	127,000	127,000
01502612	General Fund	45730	NGA Rental	4,975	8,450	3,000	3,000	3,000
01502614	General Fund	45735	Park Shelter Rental	35,325	45,180	30,000	30,000	30,000
01502612	General Fund	45740	Senior Center Rental	14,098	15,582	23,500	23,500	23,500
01503615	General Fund	45802	BBQ Admission	33,012	36,127	44,000	44,000	44,000
01503615	General Fund	45804	BBQ Admissions Tax	0	-8	0	0	0
01503615	General Fund	45806	BBQ Contestant	36,578	36,800	40,000	40,000	40,000
01503615	General Fund	45808	BBQ Electricity	7,900	7,700	0	0	0
01503615	General Fund	45810	BBQ Parking	2,670	2,745	0	0	0
01503615	General Fund	45812	BBQ Souvenirs	1,939	1,802	4,000	4,000	4,000
01503615	General Fund	45816	BBQ Vendor	2,276	2,303	0	0	0
01503616	General Fund	45822	Chili Admissions	0	160	0	0	0
01503616	General Fund	45826	Chili Contestants	13,365	12,135	15,000	15,000	15,000
01503616	General Fund	45828	Chili Souvenir	2,117	1,622	0	0	0
01503616	General Fund	45830	Chili Souvenir tax	2	-2	0	0	0
01503616	General Fund	45832	Chili Vendor	816	640	0	0	0
01503619	General Fund	45836	Enchanted Admission	1,333	1,369	7,000	7,000	7,000
01503620	General Fund	45844	Freedom Run	36,322	38,878	35,000	35,000	35,000
01503623	General Fund	45846	Other Events	-100	0	2,000	2,000	2,000
01503625	General Fund	45848	Spinach Admission	1,832	2,341	2,000	2,000	2,000
01503625	General Fund	45852	Spinach Crafter	5,730	4,905	10,000	10,000	10,000

ORG	Fund	OBJ	DESCRIPTION	2013 ACTUAL	2014 ACTUAL	ORIGINAL BUDGET	REVISED BUDGET	2016 ACTUAL
01503625	General Fund	45854	Spinach Souvenir	455	604	400	400	400
01503625	General Fund	45858	Spinach Vendor	1,240	1,240	1,000	1,000	1,000
01509647	General Fund	45902	Ad Astra Pool Guest	16,116	19,338	30,721	30,721	30,721
01509647	General Fund	45904	Ad Astra Pool Rental	6,362	5,243	8,918	8,918	8,918
01509648	General Fund	45906	Flat Rock Creek Pool Guest	13,355	15,718	16,594	16,594	16,594
01509648	General Fund	45908	Flat Rock Creek Pool Rental	840	1,368	1,230	1,230	1,230
01509649	General Fund	45910	Indian Trails Pool Guest	38,719	49,824	65,625	65,625	65,625
01509649	General Fund	45912	Indian Trails Pool Rental	0	2,064	0	0	0
01509649	General Fund	45914	Pool Membership	115,822	118,537	207,750	207,750	207,750
01509650	General Fund	45916	Swim Lessons	36,118	28,582	30,750	30,750	30,750
01509651	General Fund	45918	Swim Team	22,440	25,262	25,625	25,625	25,625
			Charges for Services Total	7,744,530	8,245,301	7,552,367	7,691,007	8,142,125
01352000	General Fund	46100	Alarm Fines	18,470	69,373	50,000	50,000	60,000
01352000	General Fund	46105	Alcohol Fines	117	47	0	0	0
01352000	General Fund	46115	Court & Cost	1,240,982	1,497,983	1,240,000	1,240,000	1,500,000
01201000	General Fund	46120	Nuisance Fine	1,361	1,216	0	0	2,500
01201000	General Fund	46125	Weed Fine	16,022	24,402	10,000	10,000	25,000
			Fines & Forfeitures Total	1,276,952	1,593,021	1,300,000	1,300,000	1,587,500
01	General Fund	47120	Investment earnings	359,175	477,656	162,000	162,000	202,500
05	Debt Service Fund	47120	Investment earnings	-70,737	236,587	66,000	66,000	75,000
06	TIF Debt Service	47120	Investment earnings	6	3	0	0	0
40	PRIF Zone 1 Fund	47120	Investment earnings	-3,536	8,615	0	0	0
41	PRIF Zone 2 Fund	47120	Investment earnings	-3,783	9,278	0	0	0
42	PRIF Zone 3 Fund	47120	Investment earnings	-1,913	5,607	0	0	0
43	Street Tree Zone 1 Fund	47120	Investment earnings	-476	2,791	0	0	0
44	Street Tree Zone 2 Fund	47120	Investment earnings	-263	2,831	0	0	0
45	Street Tree Zone 3 Fund	47120	Investment earnings	-1,135	6,115	0	0	0
46	TIP Zone 1 Fund	47120	Investment earnings	355	11,740	0	0	0
47	TIP Zone 2 Fund	47120	Investment earnings	-3,545	9,416	0	0	0
48	TIP Zone 3 Fund	47120	Investment earnings	-3,279	7,680	0	0	0
80	Stormwater Operating Fund	47120	Investment earnings	-10,464	79,674	20,400	20,400	22,500
01	General Fund	47130	Investment Earnings - M2M	0	-449,870	0	0	0
05	Debt Service Fund	47130	Investment Earnings - M2M	0	-142,770	0	0	0
40	PRIF Zone 1 Fund	47130	Investment Earnings - M2M	0	-6,457	0	0	0
41	PRIF Zone 2 Fund	47130	Investment Earnings - M2M	0	-4,690	0	0	0
42	PRIF Zone 3 Fund	47130	Investment Earnings - M2M	0	-4,308	0	0	0
43	Street Tree Zone 1 Fund	47130	Investment Earnings - M2M	0	-2,022	0	0	0
44	Street Tree Zone 2 Fund	47130	Investment Earnings - M2M	0	-1,731	0	0	0
45	Street Tree Zone 3 Fund	47130	Investment Earnings - M2M	0	-3,811	0	0	0
46	TIP Zone 1 Fund	47130	Investment Earnings - M2M	0	-13,599	0	0	0
47	TIP Zone 2 Fund	47130	Investment Earnings - M2M	0	-6,129	0	0	0
48	TIP Zone 3 Fund	47130	Investment Earnings - M2M	0	-6,354	0	0	0
80	Stormwater Operating Fund	47130	Investment Earnings - M2M	0	-51,342	0	0	0
01350401	General Fund	47500	Tower Lease	421,000	419,063	447,000	447,000	402,000
01	General Fund	47600	Rents & Royalties	21,765	20,091	20,091	20,091	20,091
			Use of Money Total	703,170	604,064	715,491	715,491	722,091
01500000	General Fund	48212	Vending - Community Center Tax	20	9	0	0	0
01509647	General Fund	48105	Concessions Ad Astra	6,800	6,247	17,340	17,340	17,340
01509648	General Fund	48115	Concessions Flat Rock Creek	5,979	6,620	8,670	8,670	8,670
01509649	General Fund	48125	Concessions Indian Trails	15,192	16,640	25,500	25,500	25,500
01	General Fund	48135	Concessions	515	461	1,000	1,000	500
01	General Fund	48140	Concessions tax	-12	0	0	0	0
01500000	General Fund	48210	Vending Community Center	2,886	3,314	800	800	800
02	Endowment Fund	48230	Donations	2,150	7,837	0	0	0
01	General Fund	48235	Insufficient Funds	1,231	423	1,100	1,100	800
01	General Fund	48245	Insurance Settlement	5,000	0	0	0	0
01	General Fund	48250	Long/Short	-117	-263	0	0	0
01	General Fund	48257	Other	137,440	243,857	138,000	138,000	140,104
25	Special Highway Fund	48257	Other	0	0	75,000	75,000	75,000
80	Stormwater Operating Fund	48257	Other	5,300	0	90,070	90,070	90,070
01	General Fund	48260	Photocopies	3,948	2,509	4,000	4,000	3,000
01	General Fund	48270	Pcard Rebate	44,490	45,261	46,000	46,000	48,000
01503623	General Fund	48275	Souvenir I Like	278	353	0	0	0
01503623	General Fund	48280	Souvenir I Like tax	-2	15	0	0	0
01504632	General Fund	48281	Shining Stars Gear	0	181	0	0	0
01504632	General Fund	48282	Shining Stars Gear Tax	0	14	0	0	0
			Miscellaneous Total	231,098	333,478	407,480	407,480	409,784

ORG	Fund	OBJ	DESCRIPTION	2013 ACTUAL	2014 ACTUAL	ORIGINAL BUDGET	REVISED BUDGET	2016 ACTUAL
01503621	General Fund	49427	Sponsorship - Sar Ko Aglow	0	638	500	500	500
01506654	General Fund	49428	Sponsorship - Get Outdoors	0	635	500	500	500
01506655	General Fund	49433	Sponsorships - Art	0	6,913	6,000	6,000	6,000
01503623	General Fund	49435	Sponsor - Other	22,244	1,038	0	0	0
01	General Fund	49200	Refunds	174	3	0	0	0
01	General Fund	49210	Auction Proceeds	1,932	0	0	0	0
01	General Fund	49305	Sale of Capital Assets	305	151	0	0	0
01	General Fund	49310	Sale of Land	26,165	836,272	0	0	0
01503615	General Fund	49410	BBQ Sponsorship	15,000	34,093	40,000	40,000	40,000
01503616	General Fund	49415	Chili Sponsorship	11,279	9,913	7,500	7,500	7,500
01503619	General Fund	49420	Enchanted Sponsorship	0	0	0	0	0
01503625	General Fund	49425	Spinach Sponsorship	4,708	5,003	4,500	4,500	4,500
01503627	General Fund	49426	Tails on Trails Sponsorship	0	442	0	0	0
01503620	General Fund	49430	Freedom Run Sponsorship	3,268	2,420	2,000	2,000	2,000
01	General Fund	49435	Sponsorship - Other	0	4,000	0	0	0
01	General Fund	49500	Transfer in	25,359	28,188	0	0	0
05	Debt Service Fund	49500	Transfer in	255,056	250,256	0	0	0
06	TIF Debt Service	49500	Transfer in	974,445	216,050	0	0	0
40	PRIF Zone 1 Fund	49500	Transfer in	69,875	0	0	0	0
46	TIP Zone 1 Fund	49500	Transfer in	61,249	11,009	0	0	0
80	Stormwater Operating Fund	49500	Transfer in	486,124	225,730	0	0	0
01	General Fund	49532	Transfer in Special Alcohol	0	0	69,592	69,592	66,750
05	Debt Service Fund	49544	Trans in Unused Proceeds	0	404,507	0	0	0
			Non Revenue Receipts Total	1,957,183	2,037,261	130,592	130,592	127,750
			Grand Total All Funds	83,377,806	88,413,598	88,317,167	91,245,319	96,966,067

Appendix

Annual Budget Document
2016 Supplement
City of Lenexa
January 1 - December 31

Fund Descriptions

General Fund (Fund 01): The General Fund is the principal fund of the City and accounts for all financial transactions not accounted for in other funds. The majority of current operating expenditures of the City are financed through revenue received by the General Fund.

Debt Service Fund (Fund 05): The Debt Service Fund is used to account for resources to be used for the payment of principal, interest and related costs of the General Obligation (G.O.) Bonds and Tax Increment Financing (T.I.F.) Bonds of the City.

Special Highway Fund (Fund 25): Special Highway Fund expenditures are used to account for monies levied by the State of Kansas (Motor Fuel Tax) producing revenues to be used to defray in whole, or in part, the cost of constructing, altering, reconstructing, maintaining and repairing streets and highways.

Special Alcohol Fund (Fund 26): The Special Alcohol Fund is used to account for monies provided by a state liquor taxation on private clubs and expended for the purchase, establishment, and maintenance of services or programs for alcoholism prevention and education. Special Alcohol Funds are to be evenly distributed between the General Fund, Special Parks & Recreation Fund, and Special Alcohol Fund.

Special Parks & Recreation Fund (Fund 27): The Special Parks & Recreation Fund is used to account for monies provided by a state liquor taxation on private clubs, and expended for the purchase, establishment, and maintenance or expansion of park and recreational services, programs and facilities. Special Alcohol Funds are evenly distributed between the General Fund, Special Parks & Recreation Fund, and Special Alcohol Fund.

Tourism and Convention Fund (Fund 28): The Tourism and Convention Fund is used to account for monies derived from transient guest tax levied upon the gross rental receipts paid by guests for lodging to be used for promotion of tourism, conventions, and economic development.

Parks & Recreation Impact Fee Zone Funds (Fund 40, 41 and 42): To account for monies provided by park impact fees imposed on new development and expended on parks and recreation facilities.

Street Tree Zone Funds (Fund 43, 44 and 45): To account for monies received from building permits for the purpose of financing the landscaping of street-side property.

Transportation Improvement Plan Zone Funds (Fund 46, 47, 48): To account for monies provided by traffic impact fees imposed on new development and expended on transportation operational improvements.

Neighborhood Revitalization Fund (Fund 50): The Neighborhood Revitalization Fund provides for revitalization efforts to improve neighborhoods and continue the City's reputation as a safe, attractive and friendly community. The incentives encourage property owners to reinvest and increase the assessed value of their properties.

Fund Descriptions

City Center TIF Fund (Fund 51): To account for monies received from the County for the TIF property tax increment to reimburse the developer for certified costs associated with the City Center TIF District.

Mining TIF District Fund (Fund 53): To account for monies received from the County for the TIF property tax increment to reimburse the developer for certified costs associated with the Mining TIF District.

Ridgeview Mining TIF District Fund (Fund 54): To account for monies received from the Tax Increment Financing District for the purpose of redevelopment at the intersection of 95th and Renner Boulevard**.**

South Mining TIF Fund (Fund 55): To account for monies received from the South Mining Financing District for the purpose of redevelopment at the vicinity of Kansas Highway 10 and Renner Boulevard**.**

Orchard Corners CID Fund (Fund 56): To account for monies received from the Orchard Corners Community Improvement District which is funded by an additional 1% sales tax in the district area.

Prairie Creek CID Fund (Fund 57): To account for monies received from the Prairie Creek Community Improvement District which is funded by an additional 1% sales tax in the district area.

Quivira 95 CID Fund (Fund 58): To account for monies received from the Quivira 95 Community Improvement District which is funded by an additional 1% sales tax in the district area.

Greystone Plaza CID Fund (Fund 59): To account for monies received from the Greystone Plaza Community Improvement District which is funded by an additional 1% sales tax in the district area.

City Center East #1 CID Fund (Fund 61): To account for monies received from the City Center East #1 Community Improvement District which is funded by an additional 1% sales tax in the district area.

City Center East #2 CID Fund (Fund 62): To account for monies received from the City Center East #2 Community Improvement District which is funded by an additional 1% sales tax in the district area.

I-35 and 95th Street TIF Fund (Fund 63): To account for monies received from the Tax Increment Financing District for the purpose of redevelopment at the intersection of 95th and I-35.

Stormwater Management Fund (Fund 80): The Stormwater Management Fund is used to account for revenues from stormwater utility charges, capital charges, General Fund revenues and grant funds to provide a systematic, economical and environmentally sensitive means for managing stormwater.

Department Descriptions

DEPARTMENT NUMBER	DEPARTMENT DESCRIPTION
01	Executive
03	Transfers
05	Economic Development
10	Finance
11	Human Resources
15	Enterprise Systems & Technology
18	Legal
20	Community Development
30	Fire
35	Police
40	Municipal Services
50	Parks & Recreation
70	Debt Service

Division Descriptions

DIVISION NUMBER	DIVISION DESCRIPTION
010	Governing Body
011	City Administrator
012	Communications
013	Court
014	City Clerk
030	Transfers
051	Economic Development-CID
052	Economic Development-NRD
053	Economic Development-TIF
054	Economic Development-CVB
055	Economic Development-EDC
056	Economic Development-Other
100	Finance
110	HR - Admin
111	HR - Recruiting
150	Enterprise Systems & Tech
180	Legal - Admin
181	Legal - Prosecution
200	Comm Dev - Admin
201	Comm Dev - Comm Standards
202	Comm Dev - Building Inspect
203	Comm Dev - Land Use
204	Comm Dev - Engineering
300	Fire - Admin
301	Fire - Operations
302	Fire - Planning
303	Fire - Logistics
350	Police - Admin
351	Police - Investigations
352	Police - Patrol
400	Mun Serv - Admin
401	Mun Serv - Highways & Streets
402	Mun Serv - Traffic
403	Mun Serv - Facilities
404	Mun Serv - Fleet
405	Mun Serv - Stormwater
500	Park & Rec - Admin
501	Parks & Rec - Maintenance
502	Parks & Rec - Programming
503	Parks & Rec - Events
504	Parks & Rec - Active Adults
505	Parks & Rec - Youth
506	Parks & Rec - Art & Enrichment
507	Parks & Rec - Prog Nature
508	Parks & Rec - Sports
509	Parks & Rec - Pool
700	Debt Service

Org Code Descriptions

ORG NUMBER	ORG DESCRIPTION
01	General Fund
01010000	Governing Body
01011000	City Administration
01012000	Communications
01013000	Court
01014000	City Clerk
01030000	Transfers
01052000	Economic Development - NRD
01100000	Finance
01110000	Human Resources- Administration
01111011	Human Resources- Recruiting
01150000	EST - Administration
01150012	EST - Support Services
01150013	EST - Data/Analytics
01150014	EST - Infrastructure
01180000	Legal - Administration
01181000	Legal - Prosecution
01200000	Community Development - Administration
01201000	Community Development - Comm Standards
01202000	Community Development - Building Inspection
01203000	Community Development - Land Use
01204000	Community Development - Engineering
01300000	Fire - Administrationistration
01300011	Fire - Recruitment & Selection
01300301	Fire - Domestic Prepardness
01300302	Fire - Occupational Safety
01300303	Fire - Prof Development
01301000	Fire Operations Administration
01301304	Fire - EMS
01301305	Fire Operations - Technical Rescue
01301306	Fire Operations - Haz Mat
01301307	Fire Operations - Bike Team
01301308	Fire Operations - Suppression
01302000	Fire Planning - Administrationistration
01302309	Fire Planning - Plan Review
01302310	Fire Planning - Prevention
01302311	Fire Planning - Investigation
01302312	Fire Planning - Education
01302313	Fire Planning - Inspection
01303314	Fire Logistics - Vehicles
01303316	Fire Logistics - Equipment
01303500	Fire Logistics - Facilities
01350000	Police - Administration

Org Code Descriptions

ORG NUMBER	ORG DESCRIPTION
01350401	Police - Adminstration Towers
01351000	Police - Investigations
01352000	Police Patrol
01352011	Police Patrol - Recruiting
01352307	Police Patrol - Bike
01352402	Police Patrol - K9
01352403	Police Patrol - Traffic
01352404	Police Patrol - Tactical
01352405	Police Patrol - Animal Control
01352406	Police Patrol - School Resource Officer
01352407	Police Patrol - Firearms
01352408	Police Patrol - Community Policing
01352409	Police Patrol - Training
01400000	Municipal Services - Administration
01401501	Municipal Services - Highways & Streets Snow
01401502	Municipal Services - Highways & Streets
01402503	Municipal Services - Traffic Street Light
01402504	Municipal Services - Traffic
01403500	Municipal Services - Facilities
01404000	Municipal Services - Fleet
01500000	Park & Recreation - Administration
01501000	Parks & Recreation - Maintenance Administration
01501500	Parks & Recreation - Maintenance Facilities
01501601	Parks & Recreation - Maintenance Turf
01501602	Parks & Recreation - Maintenance Landscape
01501612	Parks & Recreation - Custodial
01502000	Parks & Recreation - Program Administration
01502612	Parks & Recreation - Program Custodial
01502613	Parks & Recreation - Thompson Barn
01502614	Parks & Recreation - Other
01502653	Parks & Recreation - National Guard Armory
01503611	Parks & Recreation - Movie in the Park
01503615	Parks & Recreation - BBQ
01503616	Parks & Recreation - Chili
01503617	Parks & Recreation - Community Days
01503618	Parks & Recreation - Cupid Gem
01503619	Parks & Recreation - Enchanted Forest
01503620	Parks & Recreation - Freedom Run
01503621	Parks & Recreation - Holiday Light
01503622	Parks & Recreation - May Music
01503623	Parks & Recreation - Other events
01503624	Parks & Recreation - Bike Ride
01503625	Parks & Recreation - Spinach
01503626	Parks & Recreation - Senior Banquet

Org Code Descriptions

ORG NUMBER	ORG DESCRIPTION
01503627	Parks & Recreation - Tails on Trails
01503656	Parks & Recreation - Bridal Show
01504628	Parks & Recreation - Adult Fitness
01504629	Parks & Recreation - Senior Programs
01504630	Parks & Recreation - Adult Sports
01504631	Parks & Recreation - Adult Trips
01504632	Parks & Recreation - Other
01505633	Parks & Recreation - Youth Trips
01505634	Parks & Recreation - Youth Sports
01505635	Parks & Recreation - Arts & Crafts
01505636	Parks & Recreation - Camps & Shows
01506637	Parks & Recreation - Programs Art Council
01506638	Parks & Recreation - Programs Cook
01506639	Parks & Recreation - Programs Draw
01506640	Parks & Recreation - Programs Dance
01506654	Parks & Recreation - Get Outdoors
01506655	Parks & Recreation - Art & Wine Fair
01507642	Parks & Recreation - Programs Nature
01507643	Parks & Recreation - Community Gardens
01508644	Parks & Recreation - Sports & Leisure
01508645	Parks & Recreation - Tennis
01509646	Parks & Recreation - Swimming Pools
01509647	Parks & Recreation - Pool Ad Astra
01509648	Parks & Recreation - Pool Flat Rock Creek
01509649	Parks & Recreation - Pool Indian Trails
01509650	Parks & Recreation - Aqua Programming
01509651	Parks & Recreation - Pool Swim Team
05	Debt Service Fund
05700000	Debt Service
06	TIF Debt Service Fund
06700000	TIF Debt Service
25	Special Highway Fund
25401502	Special Highway - Streets
26	Special Alcohol Fund
26350000	Drug & Alcohol Awareness
27	Special Parks & Recreation Fund
27501000	Special Parks
28	Tourism & Convention Fund
28054000	Economic Development - CVB
28055000	Economic Development - EDC
28056000	Economic Development - Other
28500652	Parks & Recreation - Legler Barn

Org Code Descriptions

ORG NUMBER	ORG DESCRIPTION
40	Parks & Recreation Impact Fee - Zone 1
40501703	PRIF Zone 1
40501709	PRIF Zone 1 - Arts
41	Parks & Recreation Impact Fee - Zone 2
41501704	PRIF Zone 2
41501710	PRIF Zone 2 - Arts
42	Parks & Rereation Impact Fee - Zone 3
42501705	PRIF Zone 3
42501706	PRIF Zone 3 - Arts
43	Street Tree Fund - Zone 1
43501706	Street Tree Zone 1
44	Street Tree Fund - Zone 2
44501707	Street Tree Zone 2
45	Street Tree Fund - Zone 3
45501708	Street Tree Zone 3
46	TIP Fee Fund - Zone 1
46402000	TIP Zone 1
47	TIP Fee Fund - Zone 2
47402000	TIP Zone 2
48	TIP Fee Fund - Zone 3
48402000	TIP Zone 3
50	Neighborhood Revitalization District
50052000	Economic Development - NRD
51	City Center TIF Fund
51053000	Economic Development - TIF
52	City Center East TIF Debt Fd
52053000	Economic Development - TIF
53	Mining TIF Fund
53053000	Economic Development - TIF
54	Ridgeview Mining TIF Fund
54053000	Economic Development - TIF
55	South Mining TIF Fund
55053000	Economic Development - TIF
56	Orchard Corners CID Fund
56051000	Economic Development - CID
57	Prairie Creek CID Fund
57051000	Economic Development - CID
58	Quivira 95 CID Fund
58051000	Economic Development - CID
59	Greystone Plaza CID Fund
59051000	Economic Development - CID

Org Code Descriptions

ORG NUMBER	ORG DESCRIPTION
61	City Center East CID #1 Fund
61051000	Economic Development - CID
62	City Center East CID #2 Fund
62051000	Economic Development - CID
63	I-35 & 95th Street TIF
63053000	Economic Development - TIF
80	Stormwater Oper Fund
80000000	Stormwater GAAP
80405000	Stormwater Administration
80405500	Stormwater Maintenance
08405550	Stormwater Development
80700000	Stormwater Debt Service

Expenditure Object Code Definitions

Obj Code	Description	Definitions
Personnel Services		
51000	**Wages**	
51100	Regular salary/wages	Regular hourly and salaried employee wages.
51110	Overtime/Shift/Hazard	Overtime/shift/hazard pay.
51115	Holiday	Includes all salary wages paid to full time and regular part time employees who work a holiday.
51120	Allowances	Includes monetary allowances paid to employees for tools, clothing, and car allowances. (Mileage reimbursements not included)
51125	Education	Include expenditures associated with higher education or certification courses attended with a successful completion of course. The courses should be designed to increase the employee's level of skill or expertise. (College courses or certification programs)
51130	Compensation Reserve	Reserve funds set aside for pay plan adjustments and salary increases.
51200	**Overtime - Fire**	
51202	Overtime - Fire inspection	Fire Overtime wages paid as a result of business fire code inspections.
51204	Overtime - Automatic/Mutual Aid	Fire Overtime wages paid as a result of a response outside of Lenexa city limits.
51206	Overtime - Call back	Fire Overtime wages paid as a result of an emergency call-back in Lenexa.
51208	Overtime - Event Standby	Fire Overtime wages paid as a result of a non-city sponsored event standby (Midnight Bike Ride).
51210	Overtime - Fire investigation	Fire Overtime wages paid as a result of fire investigations.
51212	Overtime - Operational Duty	Fire Overtime wages paid as a result of report entry, shift overtime, apparatus, readiness, etc.
51214	Overtime - Other	Fire Other overtime wages paid.
51216	Overtime - Premium Pay	Fire FLSA (Fair Labor Standards Act) 27 day cycle.
51218	Overtime - Program Management	Fire Overtime wages paid as a result of attending a committee meeting.
51220	Overtime - Public Education	Fire Overtime wages paid as a result of public education seminars/events.
51222	Overtime - Special Event	Fire Overtime wages paid as a result of working a city sponsored special event (BBQ, Freedom Run, etc.).
51224	Overtime - Deployment	Fire Overtime wages paid as a result of responding to a major disaster event.
51226	Overtime - Training	Fire Overtime wages paid as a result of training.
51500	**Benefits**	
51505	Employers FICA/OADSI	City's match of employees' social security wages (FICA), (old age portion).
51510	Employers FICA/Medicare	City's match of employees' social security wages (FICA), (Medicare portion).
51515	Employers KPERS	City's contributions for KPERS (Kansas Public Employees Retirement System).
51520	Employers KPERS W@R	City's contributions to KPERS for employees who are rehired after retirement.
51525	Employers KP&F	City's contributions for KP&F (Kansas Police and Fire Retirement System).
51530	Pension Plan	City's contributions to 401A plan and the city's contributions for the Defined Benefit Pension Plan which was frozen as of December 31, 2009.
51540	Workers Compensation	City's expenditures for Workers Compensation Insurance.
51545	State Unemployment	City's expenditures for State Unemployment Insurance (SUI).
51550	Health insurance	City's expenditure for group health insurance.
51555	Short term disability	City's expenditure for short term disability insurance coverage for full time employees.
51565	Life Insurance	City's expenditure for the city's group term life insurance policy.
51570	Employee Assistance Program	City's expenditure for the employee assistance program (EAP).
51575	Other Benefits	Miscellaneous other benefits provided for employees, such as taxable fringe benefits.
51900	Stormwater GAAP - OPEB	Amount accrued in the stormwater (enterprise) fund at the end of the year for other post employment benefits.
51910	Stormwater GAAP - Compensated Absence	Amount accrued in the stormwater (enterprise) fund at the end of the year for compensated absences.
51920	Stormwater GAAP - Net Pension Obligation	Amount accrued in the stormwater (enterprise) fund at the end of the year for net pension obligation.

Expenditure Object Code Definitions

Obj Code	Description	Definitions
Contractual Services		
52100	**Services**	
52102	Accreditation	Costs related to accreditation processes for departments.
52103	Animal boarding	Costs for animal impound services.
52104	Animal waste disposal	Costs for disposal of animal remains.
52106	Appraisal services	Costs of appraisal services for property.
52108	Auction asset retirement services	Costs for third party auction services.
52109	Auditing services	Costs for external auditing services.
52110	Banking services	Costs for banking fees and services.
52111	Bond counsel	Costs for bond counsel services related to debt issuance and economic development projects.
52112	Bond rating	Costs for credit rating applications associated with city issued debt.
52113	Bond registration	Costs for the registration of bonds/notes for city issued debt.
52114	Concrete coring	Costs for process of drilling holes through walls and floors that are made of concrete to extract samples.
52116	Collections cost	Costs for third party collection agency services.
52117	Cost of issuance	Other costs related to the issuance of debt.
52118	Credit card processing	Costs for credit card processing services by merchant banks.
52120	CVB	Payments made to the Lenexa Convention & Visitor's Bureau.
52121	Dumpster - regular trash	Costs for regular trash service.
52122	Dumpster - program	Costs for the city's dumpster weekend program.
52123	Dumpster - spring clean up	Costs for the city's spring clean up program.
52124	EDC	Payments made to the Lenexa Economic Development Council.
52126	Engineering - Design	Costs for abstractors, architectural and engineering services.
52127	Engineering - Construction Observation	Cost for observation of construction to see whether work is being provided according to plans and specifications.
52128	Engineering - Construction Observation In-house	Cost for in-house observation of construction to see whether work is being provided according to plans and specifications.
52129	Engineering - Material Testing	Cost to a third party to assess product quality, functioning, safety, reliability and toxicity.
52130	Financial advisor	Costs for financial advisor services.
52132	Health instructors	Costs for health instructors who teach health and exercise classes.
52134	Human Resources services	Costs for third party services related to human resources functions.
52136	Hydro seeding	Cost for planting services which utilizes a slurry of seed and mulch.
52138	Insurance services	Cost for all insurance other than that related to personal services and torts (includes vehicle, property and liability coverage).
52140	Interpreter services	Costs for interpreter services.
52142	Investment fees	Costs for investment activity by the city.
52144	Janitorial services	Costs for janitorial services.
52146	Landfill disposal	Costs for disposal of asphalt and concrete tear out.
52148	Laundry/sanitation services	Includes vehicle wash, towel and floor mat service, laundering of firemen's bedding and uniform dry-cleaning or laundering.
52150	Legal services	Costs for legal services other than bond counsel.
52152	Medical advisor	Cost for medical advisor services.
52153	Medical services	Costs for medical services provided to the city in reference to the city's health and wellness program.
52154	Mowing (weeds)	Costs for third party mowing services (includes weed ordinance enforcement).
52155	Mowing (Nuisance)	Costs for third party to remove/clean up trash.
52156	Offsite storage	Costs for storing materials at offsite locations.
52158	Other financial services	Costs for other financial services not otherwise classified.
52159	Other professional services	Costs for other services not otherwise classified.
52160	Payments to other agencies	Contributions paid to other agencies (includes Home Share, utility assistance, crossing guard services, interlocal agreements).
52162	Payroll processing/HRIS	Costs of services for payroll and human resource information services.
52164	Performer/Entertainer	Costs for third party contractors to perform at city events/programs.
52166	Photography services	Costs for photo services.
52168	Pre-employment screenings	Costs for pre-employments screenings.
52169	Pre-employment labs	Costs of lab services required for employment.

Expenditure Object Code Definitions

Obj Code	Description	Definitions
52170	Pre-employment physicals	Costs of physicals required for employment.
52171	Pre-employment drug screen	Costs of drug screening required for employment.
52172	Prisoner boarding	Costs paid to Johnson County for prisoner incarceration.
52174	Public defender	Costs for public defender for court proceedings.
52176	Background	Costs of background checks for employment.
52177	Snow Removal	Costs for third party to remove snow from city property.
52178	Temporary agencies	Includes payments to temporary agencies and others on a fee basis for temporary labor assistance.
52180	Third party outsourcing	Costs to a third party agency for services not otherwise classified.
52182	Tree removal	Costs to a third party to remove trees.
52184	Tub grinder	Cost for equipment used to mulch small trees and branches.
52186	Underwriting	Costs for underwriting services related to city issued debt.
52188	Wellness services	Costs to a third party agency for providing wellness services to the city.
52190	LAN support	Costs of a third party agency to analyze, design, implement and support a local area network.
52192	Mobile device support	Costs of a third party agency to support mobile devices including supplemental staffing and technical support.
52194	PC/printer support	Costs of a third party agency for personal computer (PC) and printer installation, configuration and support.
52196	Server support	Costs of a third party agency to support server installations, configuration and upgrades, supplemental staffing and technical support.
52198	Video transmission support	Costs of a third party agency for analyzing, designing, implementing and support of a video transmission system and equipment.
52199	WAN support	Costs of a third party agency for analyzing, designing, implementing and support of a wide area network.
52200	**Taxes**	
52205	Taxes - Property	General property taxes paid for city-owned property.
52210	Taxes - Special Assessments	Special assessment taxes paid for city-owned property located in special benefit districts.
52215	Taxes - Stormwater	Stormwater fees paid for city-owned property (billed on the property tax bill).
52220	Taxes - Wastewater	Wastewater fees paid for city-owned property.
52222	Taxes - Other	Taxes paid that are not otherwise classified.
52300	**Training/Travel/Meetings**	
52302	Training/Travel/Mtgs - Per Diem	Costs for per diem paid for overnight travel.
52303	Meals/Food/Refreshments	Costs for meals and food not related to overnight travel.
52304	Training/Mtgs - Registration	Costs for conference and meeting registrations.
52306	Training/Travel - Airline	Costs of airline fees including baggage and check-in fees.
52308	Training/Travel - Mileage	Costs for mileage paid for travel and training activities (both local and overnight travel).
52310	Training/Travel - Parking	Costs of parking at airport and hotels.
52312	Training/Travel - Taxi	Costs for taxi service.
52314	Training/Travel - Tolls	Costs for tolls paid (both local and overnight travel).
52316	Training/Travel - Lodging	Costs for hotel charges for overnight travel.
52318	Training/Travel - Rental Car	Costs of rental cars (both local and overnight travel).
52320	Training/Mtgs - Hosted by city	Costs for events and meetings hosted by the city.
52322	Training - Materials	Costs of materials for training activities.
52324	Mileage - Other	Cost of mileage paid for activities other than travel and training (meetings, etc.).
52400	**Maintenance Agreement**	
52415	Maint Agrmnt - Equipment	Includes cost of maintenance contracts for city equipment.
52420	Maint Agrmnt - Facility	Cost of maintenance contacts/agreements related to facilities.
52422	Maint Agrmnt - Irrigation	Cost of maintenance contacts/agreements related to irrigation.
52424	Maint Agrmnt - Landscape	Cost of maintenance contacts/agreements related to landscape.
52426	Maint Agrmnt - Medical	Cost of maintenance contacts/agreements related to medical.
52428	Maint Agrmnt - Mowing	Cost of maintenance contacts/agreements for mowing.
52430	Maint Agrmnt - Street	Cost of services for maintain streets including seal coating, etc.
52431	Maint Agrmnt - Street lights	Cost of maintenance contacts/agreements for street lights.
52432	Maint Agrmnt - Turf	Cost of maintenance contracts/agreement related to turf.

Expenditure Object Code Definitions

Obj Code	Description	Definitions
52434	Maint Agrmnt - WAN software	Costs of maintenance contacts/agreements associated wide area network software. This includes WAN configuration and management software.
52436	Maint Agrmnt - WAN equipment	Costs of maintenance contacts/agreements associated wide area network equipment. This includes optimization controllers, customer premise equipment to support voice, video and data transmission.
52438	Maint Agrmnt - Video trans equip	Costs of maintenance contacts/agreements associated with video transmission equipment. This includes cameras, cabling, inverters, controllers, etc.
52440	Maint Agrmnt - LAN equipment	Costs of maintenance contacts/agreements associated with local area network equipment. This includes routers, switches, wireless AP's.
52442	Maint Agrmnt - PC & printers	Costs of maintenance contacts/agreements associated with desktop, laptop, and tablet computers and printers.
52444	Maint Agrmnt - PC software	Costs of maintenance contacts/agreements associated with software used on desktop, laptop, and tablet computing devices.
52446	Maint Agrmnt - Server software	Costs of maintenance contacts/agreements associated with software residing on servers. This includes server virtualization software, VDI software, backup software and server management software.
52448	Maint Agrmnt - Servers	Costs of maintenance contacts/agreements associated with server equipment. This includes physical servers and SAN equipment.
52450	Maint Agrmnt - Mobile device comp	Costs of maintenance contacts/agreements associated with mobile computing devices. This includes iPads, mobile phones and GPS equipment.
52452	Maint Agrmnt - Mobile device software	Costs of maintenance contacts/agreements associated with software utilized on mobile devices. This includes iPads, mobile phones and GPS equipment.
52454	Maint Agrmnt - Other software	Costs of maintenance contacts/agreements associated with software that does not reside on city owned servers, PC's, iPads, tablets, mobile phones, GPS receivers, etc.
52500	**Utility Service**	
52505	Cable	Cost for cable TV service.
52510	Electricity	Cost for electricity service.
52515	Gas	Cost for natural gas service.
52520	Mobile devices	Cost for mobile device service - phone, internet, iPads, etc.
52525	Other	Cost for utilities not otherwise listed in chart of accounts.
52530	Telephone	Cost for contractual telephone and teletype service, installation charges, leased communications system such as radio, and facsimile charges, etc.
52535	Trash	Cost of trash service.
52540	Wastewater	Cost of wastewater service.
52545	Water	Cost of water service.
52547	Telecommunications data charge	Costs associated with transmission of data-only devices such as mifi devices.
52549	Teleconference charge	Costs associated with teleconference setup, distribution and delivery events and services.
52551	Mobile device data plan	Costs associated with mobile device service for city business use.
52552	Domain fee	Costs associated with fees for domain names.
52553	Email & Calendaring	Costs associated with e-mail and calendaring services.
52555	Video transmission	Costs associated with recording video transmission.
52557	Internet Service provider	Costs associated with dial-up or direct service link costs when the service is provided by a non-city entity. (e.g. SureWest, TimeWarner, ComCast, AT&T, etc.)
52559	Data wiring	Costs associated with consultation, design, installation, or support for data wiring that is not part of a capital improvement project.
52561	Telephone wiring	Costs associated with consultation, design, installation, or support for telephone wiring that is not part of a capital improvement project.
52562	Cloud Storage	Virtual data storage hosted by a third party.
52563	Computer/data processing	Costs associated with processing charges for server services.

Expenditure Object Code Definitions

Obj Code	Description	Definitions
52564	LAN service	Costs associated with managed local area network services. Managed LAN services include hardware, systems level software, monitoring, hot spare replacement in case of failure, and end of life replacement. In a managed LAN service contract, the vendor retains ownership of the hardware/software and provides the staffing necessary to maintain the LAN platform. Do not use this account to record contracted personnel costs. Staffing to supplement agency LAN support staff should be recorded in account LAN support services.
52620	**Rents/Leases**	
52621	Rents - Land	Lease/rental payments related to land.
52622	Rents - Range	Rental payments for firing range use (armory and rifle club).
52623	Rents - Facilities	Lease/rental payments related to facilities.
52624	Rents - Equipment	Rental payments on copy machines, postage meters, and vans/automobiles used for tours.
52625	Rents - Other	Costs for rental of equipment not otherwise listed in chart of accounts.
52627	Rents - Voice/comm equipment	Costs associated with voice-based communications equipment including software and maintenance as set forth in a rent/lease agreement.
52629	Rents - Other computer equipment	Costs associated with data processing equipment and maintenance as set forth in a rent/lease agreement.
52631	Rents - WAN equipment	Costs associated with WAN equipment and maintenance as set forth in a rent/lease agreement.
52633	Rents - Video trans equipment	Costs associated with video transmission equipment and maintenance as set forth in a rent/lease agreement.
52635	Rents - LAN equipment	Costs associated with LAN equipment and maintenance as set forth in a rent/lease agreement.
52637	Rents - PC & printers	Costs associated with PC and printing equipment and maintenance as set forth in a rent/lease agreement.
52639	Rents - Servers	Costs associated with server equipment and maintenance as set forth in a rent/lease agreement.
52641	Rents - Mobile device equipment	Costs associated with mobile device equipment and maintenance as set forth in a rent/lease agreement.
52643	Rents - Mobile device software	Costs associated with mobile device software and maintenance as set forth in a rent/lease agreement.
52645	Rents - Server software	Costs associated with server software and maintenance as set forth in a rent/lease agreement.
52647	Rents - PC software	Costs associated with PC software and maintenance as set forth in a rent/lease agreement.
52648	Rents - Lease vehicle	Costs associated with vehicle rental and maintenance as set forth in a rent/lease agreement.
52700	**Repair/Maintenance**	
52702	Repair/Maint - Facilities	Includes costs of contracts to third party entities or city departments performing repair or maintenance to facilities (includes maintenance contracts).
52704	Repair/Maint - Equipment	Includes costs of contracts to third party entities or city departments performing repair or maintenance to equipment (includes maintenance contracts).
52706	Repair/Maint - Automotive	Includes costs of contracts to third party entities or city departments performing repair or maintenance to vehicles/automotive equip (includes maintenance contracts).
52708	Repair/Maint - Art	Includes costs of services performed by city department to maintain city art purchases.
52710	Repair/Maint - Comp equipment	Costs associated with the repair or maintenance of computing equipment.
52712	Repair/Maint - WAN equipment	Costs associated with the repair or maintenance of WAN equipment.
52714	Repair/Maint - Video trans equip	Costs associated with the repair or maintenance of video transmission equipment.
52716	Repair/Maint - LAN equipment	Costs associated with the repair or maintenance of LAN equipment.
52718	Repair/Maint - PC & printers	Costs associated with the repair or maintenance of PC's and multi-function printing equipment.

Expenditure Object Code Definitions

Obj Code	Description	Definitions
52719	Repair/Maint - Portable devices	Costs associated with repairs to portable devices (cell phones, tablets, ipads etc.)
52720	Repair/Maint - Servers	Costs associated with the repair or maintenance of servers.
52800	Advertising/Publications	Expenditures for publication of official notices, employment ads, program/function ads, and legal proceedings in newspapers and periodicals.
52805	Contingency - Governing Body	Funds set aside in Governing Body budget for contingencies.
52810	Copying/printing services	Cost of city printing such as letterhead, envelopes, business cards, banners, memo pads, flyers, newsletters, etc.
52815	Court/recording fees	Court costs incurred by the city and necessary fees for recording municipal information with Register of Deeds, Clerk of the District Court, etc.
52820	Dues/memberships	Includes membership fees and dues to professional organizations.
52825	Association dues	Includes membership fees for various association dues.
52830	Insurance - Property & Liability	Insurance on city owned property, buildings and their contents that indemnifies the city for its loss, or the loss of its income-producing ability, when the loss or damage is caused by a covered peril, such as fire or explosion; or insurance paying or rendering service on behalf of the city for loss arising out of legal liability to others.
52840	Licenses/certifications	Payments for license and certifications that are necessary to perform job functions.
52842	NRD Grant	Grant payments made as part of the Exterior Grant Program established in the Neighborhood Revitalization District.
52844	NRD Loan	Payments made for 2% loan buy downs in the Neighborhood Revitalization District. (no longer in use)
52846	NRD Rebate	Property tax rebate payments made as part of the Rebate Program established in the Neighborhood Revitalization District.
52848	Grant Payment	Payments for various grants not otherwise classified.
52850	Postage/Shipping	Includes all costs for postage (including parcel post) and other shipping such as freight, express, and delivery service.
52855	Public Notices	Includes all costs to publish legal notices that are required by law or for notification purposes.
52857	Litigation	All expenses associated with investigating and litigating claims by or against the city, including attorney fees, deposition expenses, expert fees, copying charges, etc.
52859	Damages & tort claims	Includes all direct payments in settlement of damage and tort liability claims filed against the municipality.
52870	Subscriptions	Includes a subscription to newspapers, periodicals, books not intended for permanent library status, and CDs for reference tools.
52875	Subscription-service	Includes a subscription for on line service.
53600	Pension - benefits paid	Cost of benefits paid from the city's defined benefit pension plan.
53702	WC - medical claims	Workers Compensation medical claim expenses (third party administrator).
53704	WC - ppd payments	Workers Compensation legal claim expenses (third party administrator).
53706	WC - ttd payments	Workers Compensation indemnity expenses (third party administrator).
53800	**Health**	
53802	Reinsurance - specific	Fees paid for specific reinsurance. Specific reinsurance provides catastrophic protection to a self funded plan for any large patient expenditure.
53804	Reinsurance - aggregate	Fees paid for aggregate reinsurance. Aggregate reinsurance provides catastrophic protection against excessive claim expenditures for the entire group.
53806	Health administration	Administrative fess associated with managing healthcare benefits.
53808	Network fees	Fees associated with the healthcare network.
53810	Network utilization fees	Fees associated with the utilization of the healthcare network.
53812	Cobra	COBRA healthcare administration fees.
53814	Pharmacy benefit manager	Eligibility fees incurred from the pharmacy program.
53816	Drug therapy management	Third party fees for the drug management program, which ensures employees are taking safe, effective and affordable prescriptions.
53818	Out of area networks	Fees incurred when employee seeks medical attention from the out of area network.
53820	Medical claims	Medical claims/benefits.

Expenditure Object Code Definitions

Obj Code	Description	Definitions
53822	Dental claims	Dental claims.
53824	Pharmacy claims	Pharmacy claims.
53826	Vision claims	Vision claims.
53828	Health care - other	Other health care costs not otherwise classified.
53830	Health risk assessments	Annual health risk assessments.
53831	Health physicals	Annual employee health physicals.
53832	Wellness activities	Implementation of wellness activities.
53834	Wellness supplies	Purchase of supplies for wellness activities.
Commodities		
54100	**Equipment**	
54102	Equipment - Audio & video	The cost of books, films, and recordings used by city departments, which are equal to or less than $10,000.
54104	Equipment - Automotive	The purchase of automobiles, commercial pickup trucks, motorcycles, vans etc. which are equal to or less than $10,000.
54106	Equipment - Field	The purchase of equipment necessary for employees to work in the field, which are equal or less than $10,000.
54108	Equipment - Office	The purchase of small equipment for office use which are equal or less than $10,000.
54110	Equipment - Other minor	Includes cost of small equipment and tools totally depreciated in less than five years.
54112	Equipment - Shop	Nuts, bolts, screws, and other misc. parts.
54114	Equipment - Tools (hand/power)	Costs for small hand or power tools.
54150	Equipment - Computer	Costs associated with the purchase of repair parts for computers, telephone and other electronic equipment such as monitors, memory, motherboards, video cards, serial ports, parallel ports, hard drives, floppy drives, controllers, modems, network cards and other items necessary to repair failed electronic devices or components.
54152	Equipment - LAN	Costs associated with the purchase of local area network equipment not recorded in a more specific account.
54154	Equipment - Portable device	Costs associated with the purchase of portable devices.
54156	Equipment - Printer	Costs associated with the purchase of multi-function printing devices.
54158	Equipment - Server	Costs associated with the purchase of servers.
54160	Equipment - Video transmission	Costs associated with the purchase of video transmission equipment.
54162	Equipment - WAN	Costs associated with the purchase of WAN equipment.
54200	**Software**	
54204	Software - Other	Costs associated with software other than those residing on city owned devices.
54206	Software - Portable device	Costs associated with the purchase of commercial off the shelf software installed on PDA, phone, tablet.
54208	Software - Server	Costs associated with the purchase of commercial off the shelf software installed on a server.
54210	Software - WAN	Costs associated with the purchase of commercial off the shelf software utilized for WAN installation and configuration.
54212	Software - Personal computer	Costs associated with the purchase of commercial off the shelf software loaded on a laptop or desktop personal computer.
54300	**Supplies**	
54302	Supplies - aggregates	A coarse material used in construction, including sand, gravel, crushed stone, slag, recycled concrete and geosynthetic aggregates.
54303	Supplies - ammunition	Purchase of bullets for police department.
54304	Supplies - asphalt	Material used for road and trail repairs.
54306	Supplies - asphalt release	Application applied to the truck beds, equipment and tools to prevent asphalt from adhering to the surface. Also used in the cleanup of trucks, equipment and tools after asphalt work is performed.
54308	Supplies - chemicals	Includes chemical supplies for use in cleaning, construction and any other necessary work.
54310	Supplies - computer	Hardware and miscellaneous parts used to maintain computer equipment.
54311	Supplies - mobile device	Supplies used to maintain mobile iphone and ipad devices.
54312	Supplies - concrete	Used for minor and major repairs and construction of roads, trails, curbs, gutters, ditch liners, retaining walls, sidewalks, and other misc. applications.

Expenditure Object Code Definitions

Obj Code	Description	Definitions
54314	Supplies - crack seal	Material used in our crack seal operations, part of the city's Pavement Management Program.
54316	Supplies - erosion control	Materials used to control stormwater runoff from construction sites which will help reduce water pollution and improve water quality in our natural resources.
54318	Supplies - facilities	Technical services supplies and parts.
54320	Supplies - field	Seed, bricks, trash bags, and misc. supplies.
54322	Supplies - ground	Weed and tree stump control.
54324	Supplies - herbicides	Weed killer and pesticides to kill unwanted plants.
54326	Supplies - iron/steel	Grader blades, reinforcing bars, fence and signposts, sheet steel, and manhole covers.
54328	Supplies - lumber	Includes lumber supplies.
54329	Supplies - Magnesium Chloride	Chemical used in snow and ice control efforts.
54330	Supplies - medical (disposable)	Drugs, medicines, laboratory, and first aid supplies.
54332	Supplies - medical (durable)	Medical supplies that are not disposable and do not quickly wear out.
54334	Supplies - motor vehicle	Tires, batteries, accessories for cars, trucks, motorcycles, tractors, etc. (includes oil, lubricants, antifreeze, and license plates).
54336	Supplies - office	Includes office stationery, forms, and small items of office equipment less than $300 in value, and related stationery supplies.
54338	Supplies - oil tack	Material applied before placement of asphalt to make it adhere together and create a bond.
54340	Supplies - oper/maintenance	Traffic signal supplies, sweeper brooms.
54342	Supplies - other/misc	Includes agricultural supplies, chemicals, salts, household and institutional supplies, film, copier paper, typewriter and calculator ribbons, computer paper, and supplies.
54344	Supplies - pipe	Includes cast iron and other pipe supplies.
54346	Supplies - plant materials	Supplies used to maintain plantings.
54348	Supplies - propane	Used mainly in our pothole patch truck and oil distributor to heat the material.
54350	Supplies - rock	Used for ditch repairs, stormwater and street applications.
54351	Supplies - salt	Material used in snow and ice control efforts.
54352	Supplies - soil	Used for back fill, plant beddings, and general fill.
54354	Supplies - storm system	Pipes, BMP maintenance, concrete, rip rap.
54356	Supplies - stormwater	Supplies and materials to maintain city owned stormwater BMPs.
54358	Supplies - streets	Includes concrete, cement, sand and aggregates, sealer, asphalt and other bituminous products, and street and traffic signs.
54405	Books/videos	The cost of books, films, and recordings used by city departments, which are less than $10,000.
54407	Learning about Lenexa	Expenses incurred by providing the Learning about Lenexa program to area elementary schools.
54420	Fuel	Fuel to operate city vehicles and equipment (owned or leased).
54425	Furniture	Includes expenditures for desks, chairs, file cabinets, tables, coat racks, bookcases, and other furniture which are less than $10,000.
54430	Merchandise for resale	Cost of purchasing pop, candy, gum, etc., for vending machines and pool concessions.
54432	Recognition	Includes employee appreciation and recognition expenditures.
54434	Recognition - Events	Cost of recognition supplies/gifts.
54440	Subscription-material	Costs for subscriptions services where the material is provided and not on-line.
54442	Uniforms	Food, uniforms, safety shoes, gloves, and all safety related apparel for city employees.
54444	Uniforms - Boots	Cost of boot replacement for employees.
54446	Uniforms - Jackets/Bibs	Cost of jackets/bibs replacement for employees.
54448	Uniforms - Clothing	Cost of uniforms for employees.

Expenditure Object Code Definitions

Obj Code	Description	Definitions
Capital Outlay		
55100	**Equipment (Capital)**	
55105	Equipment - Audio & Video	Telephones, mobile phones, cellular phones, papers, hi-ban communication equipment, amplifiers, console and control equipment, televisions, videocassette recorders, radios, overhead projectors, slide projectors, and any other equipment of this type (cost in excess of $10,000).
55110	Equipment - Automotive	The purchase of automobiles, commercial pickup trucks, motorcycles, vans, etc. (cost in excess of $10,000).
55115	Equipment - Heavy Motorized	Includes expenditures for vehicles such as dump trucks, patch trucks, tractors, loader, backhoes, paving rollers, and other self-propelled machines and equipment, fire trucks, and ambulances (cost in excess of $10,000).
55120	Equipment - Office	Includes expenditures for office machinery and equipment in excess of $10,000.
55125	Equipment - Other Capital	All capital equipment items not otherwise classified, such as plows, trailers, etc. (cost in excess of $10,000).
55127	Equipment - Playground	Landscape structures used for playgrounds (cost in excess of $10,000).
55130	Equipment - Shop	Includes machines and equipment used primarily in a maintenance and repair shop such as welders, hoists, and tire balancers (cost in excess of $10,000).
55135	Equipment - Computer	Personal computers, mini computers, mainframe computers, monitors, file servers, printers, network management hardware, and all other (cost in excess of $10,000).
55140	Equipment - LAN	Specialized computer equipment (cost in excess of $10,000).
55150	Equipment - Printer	Costs associated with printer and multi-function reproduction equipment includes printers, scanners and copiers (cost in excess of $10,000).
55155	Equipment - Server	Costs associated with the purchase of physical server chassis/equipment (cost in excess of $10,000).
55165	Equipment - WAN	Costs associated with the purchase of Wide Area Network equipment (cost in excess of $10,000).
55200	**Software**	
55210	Software - Personal computer	Costs associated with the purchase of software designed to be implemented on a personal computer or laptop (cost in excess of $10,000).
55215	Software - Portable device	Costs associated with the purchase of software designed to be implemented on a portable or mobile computing device. This includes iPads, mobile phones, GPS receivers, etc. (cost in excess of $10,000).
55220	Software - Server	Costs associated with the purchase of software designed to be implemented on servers. This includes server virtualization, VDI, server management, and server backup software (cost in excess of $10,000).
55225	Software - WAN	Costs associated with the purchase of software designed to be implemented on a wide area network. This includes WAN management and configuration software (cost in excess of $10,000).
55230	Software - Other	Costs associated with the purchase of software needed for city business that is not installed on city equipment (cost in excess of $10,000).
55302	Art	Costs associated with the purchase of art (cost in excess of $10,000).
55305	Building	Acquisition of, or the construction, alteration or other improvements to municipal buildings (cost in excess of $10,000).
55315	Furniture & Fixtures	Includes expenditures for desks, chairs, file cabinets, tables, coat racks, bookcases, and other furniture and fixtures (cost in excess of $10,000).
55325	Sidewalks	Cost to construct sidewalks (cost in excess of $10,000).
55330	Storm drainage	Construction of storm sewer infrastructure within the city (cost in excess of $10,000).
55335	Street Lights	Purchase of street lights (cost in excess of $10,000).
55340	Streets	Cost to construct streets and roads (cost in excess of $10,000).
55345	Traffic Signals	Purchase of traffic signals(cost in excess of $10,000).
55350	Trails	Costs to construct trails and trail improvements(cost in excess of $10,000).
55355	Utility Relocation	Cost to relocate any utility service such as stormwater, water, wastewater, street lights, traffic signals, etc.(cost in excess of $10,000)
55400	**Land settlements**	
55402	Easement - permanent	Permanent land right of way settlements.

Expenditure Object Code Definitions

Obj Code	Description	Definitions
55404	Easement - temporary	Temporary land right of way settlements.
55406	Land/Land improvements	Purchase of land.
55408	Landscaping & trees	Cost to replace landscaping and trees during construction or right of way acquisition.
55410	Moving & legal fees	Cost of moving or legal fees during construction or right of way acquisition.
55412	Right of Way	Right of way costs.
55810	Development, Economic	Reimbursements of developer costs incurred for economic development projects (CID, TIF, etc.).
55900	Depreciation	Depreciation expense for fixed assets.
Debt Service		
60050	Arbitrage Rebate	Payments made to the IRS for the investment of lower yield tax-exempt bond proceeds in higher yielding taxable investments.
60105	Interest	Interest paid on bonds.
60110	Interest - TIF	Interest paid on TIF bonds.
60150	Other debt service	Other costs associated with payment of debt service.
60152	Amortization of bond premium	To account for the amortization of premiums (excess paid over the face value) on bonds for the enterprise funds.
60154	Amortization of bond discount	To account for the amortization of discount (amount paid which is less then the face value) on bonds for the enterprise funds.
60156	Amortization of deferred refunding	To account for amortization of the difference between the reacquisition price of the debt and the net carrying amount of the old debt.
60205	Payment-Refunded Bond Escrow	Payments on refunded bonds to the escrow agent.
60210	Principal Redemption	Repayment of debt principal.
60215	Principal Redemption - TIF	Repayment of debt principal for TIF debt.
60305	Refunded Bond - Cost of Issuance	Cost of issuance associated with the refunding of bonds.
Transfers		
70100	**Transfer of Funds**	
70102	Transfer out - Special Parks	Transfer of funds to the Special Parks Fund.
70104	Transfer out - CIF	Transfer of funds to the Capital Improvement Fund.
70106	Transfer out - Special Alcohol	Transfer of funds to the Special Alcohol Fund.
70108	Transfer out - Special Highway	Transfer of funds to the Special Highway Fund.
70110	Transfer out - FMF	Transfer of funds to the Facilities Maintenance Fund.
70112	Transfer out - ERF	Transfer of funds to the Equipment Reserve Fund.
70114	Transfer out - Risk Management	Transfer of funds to the Risk Management Fund.
70116	Transfer out - Stormwater	Transfer of funds to the Stormwater Fund.
70118	Transfer out - TIF	This represents a "set-aside" of funds acknowledging that the city will not receive a portion of the property taxes paid by landowners within the city's active TIF districts.
70500	Transfer out - FB Reserve	Transfer of funds from the fund balance reserve account.

Revenue Object Code Definitions

Obj Code	Description	Definitions
	Property Tax	
41100	**Property Tax**	
41110	Property Tax - Current	All taxable and real property within the corporate limits of the city is subject to ad valorem taxation, a tax based on the assessed value of the property. Collected and distributed by the Johnson County Treasurer.
41115	Property Tax - Delinquent	Those taxes that are not paid in the year in which they are due.
41120	Property Tax - TIF Current	Property taxes received from Johnson County for the TIF property tax increment.
41125	Property Tax - TIF Delinquent	TIF property tax increment taxes that are not paid in the year in which they are due.
41130	Property Tax - SA Current	Taxes that are levied against specific property owners within a district where a public improvement has occurred and is deemed to benefit primarily those property owners.
41135	Property Tax - SA Delinquent	Those special assessment taxes that are not paid in the year in which they are due.
41140	Property Tax - NRD Current	Property taxes received from Johnson County for properties within the Neighborhood Revitalization District.
41145	Property Tax - NRD Delinquent	Those taxes that are not paid in the year in which they are due for the Neighborhood Revitalization District.
41200	PILOT - Payment in lieu of taxes	Revenues received from tax abated properties.
	Non-Property Tax	
42100	**Franchise Tax**	
42105	Franchise Tax - Communications	A tax established for the communication company to operate and maintain services in the city (a percentage of gross receipts).
42110	Franchise Tax - Gas	A tax established for the gas company to operate and maintain services in the city (a percentage of gross receipts).
42115	Franchise Tax - Electric	A tax established for the electric company to operate and maintain services in the city (a percentage of gross receipts).
42120	Franchise Tax - Other	A tax established for collection boxes put in city right-of-way.
42124	Franchise Tax - Gas Accrual	Amount of gas franchise tax accrued at the end of the year.
42126	Franchise Tax - Electric Accrual	Amount of electric franchise tax accrued at the end of the year.
42128	Franchise Tax - Communications Accrual	Amount of communications franchise tax accrued at the end of the year.
42200	Tax - Motor Vehicle Excise	An annual tax levied upon motor vehicles payable at the time of making application for the registration of the vehicle.
42205	Tax - Recreational Vehicle	An annual tax levied upon a motorized recreational vehicles payable at the time of making application for the registration of the vehicle.
42210	Tax - Heavy Truck	Personal property tax imposed upon motor vehicles having a gross vehicle weight of more than 12,000 pounds but less than 20,001 pounds. The Johnson County Treasurer distributes this tax.
42215	Tax - Rental Excise	Taxes charged on rental of vehicles.
42217	Tax - Commercial motor vehicle	An annual tax placed on a motor vehicle having a gross weight of more than 10,000 pounds whether operated by for-hire or private carriers in either interstate or intrastate commerce.
42310	**Tax - Sales Tax City**	
42311	Tax - Sales Tax City General	This tax is a percentage of all retail sales within the city and distributed by the state. As of October 2000, the city's portion increased from 1.00 to 1.125%.
42312	Tax - Sales Tax City 3/8	This tax is a 3/8-cent sales tax which helps maintain the city's roads, improve existing park facilities and provide new recreational opportunities.
42320	Tax - Sales Tax County	This tax is a percentage of all retail sales within Johnson County and distributed by the state.
42330	**Tax - Compensating Use**	
42331	Tax - Compensating Use General	A tax placed on equipment or materials purchased outside the state for use in the city or county on which no sales tax was paid.
42332	Tax - Compensating Use 3/8	This tax is a 3/8-cent sales tax on purchases outside the state for use in the city or county which no sales tax was paid. This tax helps maintain the city's roads, improve existing park facilities and provide new recreational opportunities.
42334	Tax - Compensating Use County	A tax placed on equipment or materials purchased outside the state for use within Johnson County on which no sales tax was paid.
42336	Tax - Sales Tax City Accrual	Amount of city sales tax accrued at the end of the year.
42338	Tax - Sales Tax County Accrual	Amount of county sales tax accrued at the end of the year.
42340	Tax - Compensating Use Accrual	Amount of compensating use tax accrued at the end of the year.
42342	Tax - Sales Tax City 3/8 Accrual	Amount of 3/8 city sales tax accrued at the end of the year.
42344	Tax - Compensating Use 3/8 Accrual	Amount of 3/8 compensating use tax accrued at the end of the year.

Revenue Object Code Definitions

Obj Code	Description	Definitions
42410	Tax - Special Liquor	A revenue tax received from the state's tax on the sale of liquor sold in private clubs. The money must be allocated 1/3 to the General Fund, 1/3 to Special Parks & Recreation Fund and 1/3 to Special Alcohol Fund.
42411	Tax - Special Liquor Accrual	Amount of special liquor tax accrued at the end of the year.
42415	Tax - Gasoline	Monies levied by the State of Kansas (motor fuel tax) to be used for constructing, maintaining, and repairing streets and highways.
42416	Tax - Gasoline Accrual	Amount of gasoline tax accrued at the end of the year.
42420	Tax - Transient Guest	A state tax levied on the gross receipts of hotels, motels or tourist courts inside the city limits.
42421	Tax - Transient Guest Accrual	Amount of transient guest tax accrued at the end of the year.
42425	Tax - Excise	A tax levied on act of platting real property in the city to raise general revenues for transportation improvement in the city.
42427	Tax - Other	Taxes that are not otherwise classified.
Licenses & Permits		
43100	**Licenses**	
43110	License - Animal	Any persons owning a cat or dog over six months old must obtain a license for that animal.
43125	License - Liquor	All Class A and Class B private clubs within the city are subject to a state liquor license.
43130	License - CMB	License for the sale and distribution of any 3.2% beer or wine coolers.
43135	License - CMB Stamp	Any person who obtains a liquor license must also obtain a Cereal Malt Beverage (CMB) stamp from the State of Kansas. Monies are collected by the city and returned to the state.
43140	License - Drinking	Any person operating a private club or drinking establishment to sell or serve any alcoholic liquor or cereal malt beverage must obtain a license.
43145	License - Business	Any person, either as a principal officer, agent or employee who conducts, pursues, carries on or operates in the city any business trade, occupation or profession, or furnish any services shall obtain an occupation license annually.
43150	License - Massage Therapy	Any license provided to an individual or business for massage therapy.
43155	License - Refuse Hauling	Any business establishment which handles refuse must first obtain a license.
43157	License - Other	Any license provided to an individual or business that is not otherwise classified.
43200	**Permits**	
43205	Permit - Building	Any person, firm or corporation desiring to erect, construct, enlarge, alter, repair, move, improve, remove, convert, demolish, equip, use, occupy, or maintain any building or structure within the city, or allow the same to be done, must acquire a permit.
43210	Permit - Erosion Sediment Control	Permits issued to ensure that erosion sediment control measures are properly installed.
43215	Permit - Burn	Permits issued by the fire department for outside burning by residents and businesses.
43220	Permit - Blast	Permits issued by the fire department for the purpose of construction excavation by licensed blasters.
43225	Permit - Public Improvements	Permits issued for the work on privately funded public improvements within the city.
43227	Permit - Site Development	Permit for installation of private infrastructure on “private” commercial development projects.
43235	Permit - Oversize/Overweight	Any person, firm or corporation who operates a truck in excess of stated rate within the corporate boundaries of the city.
43242	Permit - ROW	Monies received from utility construction companies for having city mark all underground utilities before digging begins.
43245	Permit - Security	Any person, firm or corporation who engages in a business for hire to provide a protection service for the property of others and whose duties and activities in that connection include patrolling, guarding, or watching the property of the subscriber must first acquire a permit.
43250	Permit - Alarm Registration	Any person, firm, or corporation who possesses or operates an alarm system designed with the intent of eliciting a police or fire response must first obtain a permit.
43265	Permit - Sign	Revenue receipts for the issuance of a permit allowing a sign/monument to be erected.
43950	Permit - Other	Any permit that is provided to an individual or business that is not otherwise classified.

Revenue Object Code Definitions

Obj Code	Description	Definitions
Intergovernmental		
44100	**Intergovernmental**	
44200	**Grants**	
44205	Grant - Federal	Grant revenue received from the Federal Government.
44220	Grant - Federal STEP	Grant revenue received from federal funds through the State of Kansas Department of Transportation for Special Traffic Enforcement Programs.
44225	Grant - Federal JAG	Grant revenue received from the Justice Assistance Grant Program, which provides states, tribes, and local governments with critical funding necessary to support a range of programs.
44230	Grant - Federal Recovery JAG	Grant revenue received from the Recovery Justice Assistance Grant Program, which provides states, tribes, and local governments with critical funding necessary to support a range of programs.
44240	Grant - SW BMP Cost Share	Grant revenue received for reimbursement to Johnson County citizens a portion of their stormwater efforts, such as rain gardens or rain barrels.
44250	Grants - State	Grant revenue received from the State of Kansas.
44260	Grant - CARS	Grant revenue received from the Johnson County Assistance Road System program.
44265	Grant - SMAC	Grant revenue received from the Johnson County Stormwater Management Advisory Council.
44270	Grant - CDBG	Grant revenue received from the Community Development Block Grant program.
Charges for Services		
45005	Fee - Fingerprint	Monies received from finger printing.
45010	Fee - PD Accident Report	Monies received from requested accident reports.
45012	Fee - PD Discovery Accident Rpt	Monies received for providing accident reports to the defense regarding a filed case.
45014	Fee - PD Discovery Offense Rpt	Monies received for providing offense reports to the defense regarding a filed case.
45016	Fee - PD Discovery Photo DVD	Monies received for providing DVDs containing photos to the defense regarding a filed case.
45018	Fee - PD Discovery Postage	Monies received from postage and handling fees for discovery information supplied to the defense regarding a filed case.
45019	Fee - PD Discovery Tape CD	Monies received for providing CDs containing video and/or audio tapes to the defense regarding a filed case.
45020	Fee - PD Discovery Tape DVD	Monies received for providing DVDs containing video and/or audio tapes to the defense regarding a filed case.
45022	Fee - PD Discovery Tape Video	Monies received for providing videos containing video and/or audio tapes to the defense regarding a filed case.
45024	Fee - PD Offense Report	Monies received from requested offense reports.
45026	Fee - PD Other	Monies received from other requests not listed.
45035	Fee - Police Report	Reports supplied by the police department to persons requesting such information.
45040	Fee - Tow	Fees charged for towing costs on abandoned vehicles.
45050	Fee - Ambulance Service	Monies received from ambulance service.
45055	Fee - EM Education	Monies received from Emergency Management education.
45060	Fee - Standby	Monies received from public service personnel on stand by at an event other than city sponsored.
45110	Fee - Planning Commission	Monies received from filing charges with the Planning Commission.
45111	Fee - Concept plan	Monies received from filing concept plans.
45112	Fee - Preliminary plan/plat	Fees received for preliminary plan drawings to determine if design is suitable to the land and complies with the regulations for the proposed development on a specific site and usually contain preliminary information regarding project boundaries, building footprints, parking area layout, landscape and drainage plans. These plans are considered preliminary as they may change slightly when submitted for final plan. In some instances, a preliminary plan may act as a preliminary plat.
45113	Fee - Final plan	Fees received for final plan drawings to determine if design is suitable to the land and complies with the regulations for the proposed development on a specific site and contain information regarding project boundaries, building footprints, parking area layout, landscape and drainage plans. These plans are the final approved plans for the development.
45114	Fee - Final plat	Fees received for preliminary/final plat drawings for proposed development on a specific site showing the subdivision of land into multiple lots or parcels with companion street rights-of-way and utility easements to serve the area.
45115	Fee - Rezoning	Monies received from filing charges for rezoning property.

Revenue Object Code Definitions

Obj Code	Description	Definitions
45116	Fee - SUP	Fees received for land uses that are not always in harmony with those that are "permitted" in a standard zoning district classification. Certain "special uses" may be considered and approved for a particular zoning district.
45117	Fee - Board of Zoning Appeals	Monies received from filing charges with the Board of Appeals.
45118	Fee - Staff review	Monies received from staff review fees.
45120	Fee - Plan	Monies received from processing fees for review of plans
45122	Fee - Code Enforcement Admin	Fees charged on abatement bills to help cover administrative costs.
45124	Fee - Rental Inspection	Monies received from inspection of rental properties.
45126	Fee - Special Events	Monies received for special event permits.
45128	Fee - Vacation Petition	Monies received for filing fees for petition to vacate easements and right of ways.
45152	Fee - Court Appointed Attorney	Fees charged to indigent defendants to reimburse the city for the expense incurred with a court appointed attorney.
45154	Fee - Court Cost	Monies received to help with the cost of operating the court system.
45156	Fee - Court Fingerprint	Monies received from finger/palm printing.
45158	Fee - Diversion	Fees paid by any person entering into a diversion agreement in lieu of further criminal proceedings.
45160	Fee - Monitoring	Fees paid by any person for court supervision services while on diversion or probation.
45210	Fee - CID Administrative	Administrative fee received from the Community Improvement Districts.
45215	Fee - Economic Development	Application fees associated with economic development programs.
45220	Fee - IRB	A closing fee for industrial revenue bond proceeds.
45230	Fee - NRD application	Fee received from the Neighborhood Revitalization District application.
45232	Fee - Other	Fees that are not otherwise classified.
45235	Fee - TIF Administrative	Administrative fee received from the Tax Increment Financing Districts.
45305	Fee - COBRA	Fees associated with COBRA health insurance plan.
45310	Fee - EE Health care contribution	Employee Health care contributions.
45315	Fee - ER Health contribution	Employer Health care contributions.
45320	Fee - ER Pension Plan contribution	Employer Pension Plan contributions.
45325	Fee - ER Work Comp contribution	Employer Worker's Compensation contributions.
45405	Fee - Dumpster	Fees charged per truckload for participants in the city's trash dumpster program.
45415	Fee - Fuel	Fees charged for providing fuel for ambulances.
45420	Fee - Stormwater Capital	Fee imposed on new development established to pay capital improvement and debt service costs associated with stormwater facilities that serve the development. The fee is calculated based upon the impervious surface included on the new development site.
45422	Fee - Stormwater Service	Service fees imposed on property tax for the use of stormwater improvements.
45424	Fee - Stormwater Service Delinq	Stormwater service fees that are not paid in the year in which they are due.
45430	Fee - TIP	Traffic impact fees imposed on new development and expended on transportation operational improvements.
45510	Fee - Park Impact	Fees received from new development and expended on parks and recreation facilities.
45520	Fee - Street Tree	Fees received from building permits for the purpose of financing the landscaping of street-side property in areas under development.
45600	**Program - Parks**	
45602	Program - Adult	Monies received from recreation programs offered to adults, excluding senior citizens.
45604	Program - Adult Sports	Monies received from adult sport team entry fees.
45606	Program - Health & Fitness	Monies received from health and wellness classes.
45608	Program - Lenexa Arts Council	Monies received from the Lenexa Art Council programs.
45610	Program - Naturalist class	Monies received from naturalist classes, which are offered by Parks and Recreation.
45612	Program - Other	Monies received from other classes/events not listed.
45614	Program - Senior Citizen	Monies received from senior citizen classes/events.
45616	Program - Senior Taxi	Monies received from senior citizen's taxi services.
45620	Program - Special Population	Monies received from recreation programs offered to persons with handicaps.
45622	Program - Sports & Athletics	Monies received from sports and athletic team and individual entry fees.
45624	Program - Tax supported	Monies received from tax supported programs.
45626	Program - Tennis	Monies received from the tennis lesson programs.
45628	Program - Tennis Court Lights	Monies received from lights placed at tennis courts for the participant's use.
45630	Program - Theatre	Monies received from theatre programs sponsored by the Lenexa Community Center.
45632	Program - Tournaments	Monies received from city sponsored tournaments.
45634	Program - Trips & Tickets	Monies received from trip reservations and ticket sales.
45636	Program - Volleyball	Monies received from volleyball team entry fees.

Revenue Object Code Definitions

Obj Code	Description	Definitions
45638	Program - Youth	Monies received from recreation programs offered to youths.
45700	**Rental - Parks**	
45705	Rental - Parks	Monies received from rental of park space.
45710	Rental - Beer Waiver	Monies received from the additional costs associated with having beer, wine, or other malt beverages. (No longer used. Included in the rental of a City facility.)
45715	Rental - Community Center	Monies received from the rental of community center rooms/gym.
45720	Rental - Sports Fields	Revenue for rental of sports fields. (Soccer/baseball)
45725	Rental - Conference Center	Monies received from rentals of the building. Include rentals from social engagements, meetings, teleconferences, and other events.
45730	Rental - National Guard Armory	Monies received from the rental of the Lenexa National Guard Armory.
45735	Rental - Park Shelter	Monies received from rental of park shelter houses.
45740	Rental - Senior Center	Monies received from the rental of the Senior Center rooms.
45745	Rental - Technology	Monies received from the additional technology fee applied whenever nonstandard presentation items are required at the Lenexa Conference Center. These include high-speed data connections, LCD Data projectors, and teleconferencing equipment. (No longer used. Included in rental of a City facility.)
45800	**Fee - Festival**	
45802	Fee - BBQ Admissions	Monies received from admission to the BBQ.
45804	Fee - BBQ Admissions tax	Sales tax collected from the sale of BBQ admissions.
45806	Fee - BBQ Contestant	Monies received from BBQ contestant fees.
45808	Fee - BBQ Electricity	Monies received from BBQ contestant electricity usage.
45810	Fee - BBQ Parking	Monies received for parking fees at BBQ.
45812	Fee - BBQ Souvenirs	Monies received from BBQ souvenirs.
45814	Fee - BBQ Souvenirs tax	Sales tax collected from the sale of BBQ souvenirs.
45816	Fee - BBQ Vendor	Monies received from BBQ Vendor fees.
45818	Fee - Children area admissions	Monies received from admission to the children's area.
45820	Fee - Children area admissions tax	Sales tax collected from the sale of children's area admissions.
45822	Fee - Chili Admissions	Monies received from admission to the Chili Challenge.
45824	Fee - Chili Admissions tax	Sales tax collected from the sale of Chili Challenge admissions.
45826	Fee - Chili Contestant	Monies received from Chili Challenge contestant fees.
45828	Fee - Chili Souvenir	Monies received from Chili Challenge souvenirs.
45830	Fee - Chili Souvenir tax	Sales tax collected from the sale of Chili Challenge souvenirs.
45832	Fee - Chili Vendor	Monies received from vendors for participation in the Chili Challenge.
45834	Fee - Community Days	Monies received from Community Days activities.
45835	Fee - Vendors	Monies received from vendors.
45836	Fee - Enchanted Admissions	Monies received from admission to the Enchanted Forrest.
45838	Fee - Enchanted Admissions tax	Sales tax collected from the sale of Enchanted Forest admissions.
45840	Fee - Enchanted Souvenir	Monies received from Enchanted Forest souvenirs.
45842	Fee - Enchanted Souvenir tax	Sales tax collected from the sale of Enchanted Forest souvenirs.
45844	Fee - Freedom Run	Monies received from registration fees for Freedom Run.
45846	Fee - Other Events	Monies received for other events not listed.
45848	Fee - Spinach Admissions	Monies received from admission to the Spinach Festival.
45850	Fee - Spinach Admissions tax	Sales tax collected from the sale of Spinach Festival admissions.
45852	Fee - Spinach Crafter	Monies received from craft booths in the annual Spinach Festival.
45854	Fee - Spinach Souvenirs	Monies received from Spinach Festival souvenirs.
45856	Fee - Spinach Souvenirs tax	Sales tax collected from the sale of Spinach Festival souvenirs.
45858	Fee - Spinach Vendor	Monies received from food booths in the annual Spinach Festival.
45859	Fee - Tails on Trails Vendor	Monies received from Tails on Trails vendors.
45860	Fee - Tails on Trails Souvenir	Monies received from Tails on the Trails souvenirs.
45861	Fee - Tails on Trails Swim Admissions	Monies collected from admission to the Tails on Trails dog swim.
45862	Fee - Tails on Trails Souvenir tax	Sales tax collected from the sale of Tails on the Trails souvenirs.
45863	Fee - Art & Wine Fair Booth	Monies received from the Art & Wine Fair activity booths.
45864	Fee - Art & Wine Fair Vendors	Monies received from the Art & Wine Fair vendors.
45865	Fee - Art & Wine Fair Souvenirs	Monies received from the Art & Wine Fair souvenirs.
45866	Fee - Art & Wine Fair sales Tax	Sales tax collected from the sale of Art & Wine Fair souvenirs.
45867	Fee - Art & Wine Fair Admission	Monies received from admission to the Art & Wine Fair.
45868	Fee - Art & Wine Fair Admissions tax	Sales tax collected from the sale of Art & Wine Fair admissions.
45869	Fee - Tails on Trails Admissions tax	Sales tax collected from the sale of Tails on Trails admissions.
45900	**Fee - Pools**	
45902	Fee - AA Pool Guest	Daily fees charged for each person using the Ad Astra swimming pool who does not have a pool membership.
45904	Fee - AA Pool Rental	Fees charged for those persons renting the Ad Astra swimming pool during off hours.

Revenue Object Code Definitions

Obj Code	Description	Definitions
45906	Fee - FRC Pool Guest	Daily fees charged for each person using the Flat Rock Creek swimming pool who does not have a pool membership.
45908	Fee - FRC Pool Rental	Fees charged for those persons renting the Flat Rock Creek swimming pool during off hours.
45910	Fee - IT Pool Guest	Daily fees charged for each person using the Indian Trails swimming pool who does not have a pool membership.
45912	Fee - IT Pool Rental	Fees charged for those persons renting the Indian Trails swimming pool during off hours.
45914	Fee - Pool Membership	Monies received from persons obtaining a swimming pool membership for the summer.
45916	Fee - Swim Lessons	Fees charged for those persons enrolled in swimming lessons.
45918	Fee - Swim Team Membership	Monies received from persons obtaining a swimming team membership for the summer.
Fines & Forfeitures		
46100	Fine - Alarm	Any alarm user who has exceeded the number of permissible false alarms during the year shall be fined.
46105	Fine - Alcohol (fees)	Fees collected by the city for any person found necessary to receive alcohol evaluation. These fees are collected by the city and, in turn, sent to the alcohol evaluation monitor.
46110	Fine - Animal	Any animal running at large or any animal that has bitten a person or another animal, or any animal suspected of having a transmissible disease may be impounded. The owner of such animal is subject to a fine.
46115	Fine - Court & Cost	Any person, firm, and/or corporation found responsible in committing an offense against the ordinances of the city shall be subject to determinations by the Municipal Court and any fines.
46120	Fine - Nuisance	Any owner, occupant or agent in charge of any lot or piece of land and who is allowing trash to accumulate on such property is subject to city maintenance and payment of fines.
46125	Fine - Weed	Any owner, occupant or agent in charge of any lot or piece of land and who is allowing the growth of weeds, brush or obnoxious vegetation growth through neglect on such property is subject to city maintenance and payment of fines.
46200	**Forfeiture**	
46215	Forfeiture - Federal	Revenue derived from involuntary relinquishment of money or property.
46305	Restitution	Compensation received for loss or damage to city property.
Use of Money		
47100	Dividends earned	Dividends incurred on the city's investments.
47110	Gain/loss on investments	Gain or loss on the city's investments.
47120	Interest earned	Interest incurred on the city's investments.
47500	Lease - Cellular tower	Rental payments for the use of city owned towers.
47600	Rents & royalties	Revenues derived from the use, by others, of the city's tangible and intangible assets.
Miscellaneous Revenue		
48020	Discount - Bonds	The amount by which the face amount of a bond exceeds its selling price.
48025	Discount - TN	The amount by which the face amount of a temporary note exceeds its selling price.
48030	Premium - Bonds	The amount by which the selling price of a bond exceeds its face amount.
48100	**Concessions**	
48105	Concessions - AA	Monies raised through the operation of concession areas at the Ad Astra swimming pool.
48110	Concessions - AA tax	Sales tax collected on concessions sold at Ad Astra swimming pool.
48115	Concessions - FRC	Monies raised through the operation of concession areas at the Flat Rock Creek swimming pool.
48120	Concessions - FRC Tax	Sales tax collected on concessions sold at Flat Rock Creek swimming pool.
48125	Concessions - IT	Monies raised through the operation of concession areas at the Indian Trails swimming pool.
48130	Concessions - IT tax	Sales tax collected on concessions sold at Indian Trails swimming pool.
48135	Concessions - Other	Monies raised through the operation of other concession areas.
48140	Concessions - Tax	Sales tax collected on concessions sold at other concession areas.
48210	Vending - Community Center	Monies raised through the operation of vending machines at the Community Center.
48212	Vending - Community Center tax	Sales tax collected on concessions sold from the vending machines at the Community Center.
48215	Cancellation Admin Fee	Fee charged for a cancellation of a facility rental.

Revenue Object Code Definitions

Obj Code	Description	Definitions
48220	Collection Fee	Fees collected for expenses incurred from the use of a collection agency.
48230	Donations	Revenue received as a gift for a specific cause.
48235	Insufficient check charge	Revenue for returned check fees.
48240	Insurance reimbursements	Monies received from an insurance company for health care reimbursements.
48245	Insurance settlements	Monies received from an insurance company for settlements.
48250	Long/Short	To account for long and shortages in daily deposits.
48255	Maps	Fees charged to persons requesting zoning maps.
48257	Other	Other revenue received that is not otherwise classified.
48260	Photocopies	Fees charged for making photocopies.
48270	Rebate - pcard	Monies received from the use of city provided employee purchasing cards.
48275	Souvenir - I Like Lenexa	Monies received from I Like Lenexa souvenirs.
48280	Souvenir - I Like Lenexa tax	Sales tax collected from the sale of I Like Lenexa souvenirs.
48281	Shining Stars Gear	Monies received from the sale of shining stars gear.
48282	Shining Stars Gear Sales Tax	Sales tax collected from the sale of shining stars gear.
Non-Revenue Receipts		
49105	Proceeds - Bonds	Proceeds from the sale of Bonds.
49115	Proceeds - Refunding Bonds	Proceeds from the sale of Refunding Bonds.
49120	Proceeds - SBD Bonds	Proceeds from the sale of bonds for Special Benefit Districts.
49130	Proceeds - Temporary Notes	Proceeds from the sales of Temporary Notes.
49135	Proceeds - TIF Bonds	Proceeds from the sales of bonds for Tax Increment Financing Districts.
49200	**Refunds**	
49210	Proceeds from auction	The proceeds from the sales of items at auction.
49305	Sale of capital assets	The proceeds from the sales of capital assets.
49310	Sale of land	The proceeds from the sales of land.
49400	**Sponsorship**	
49410	Sponsorship - BBQ	Revenue received as a donation from businesses or other entities for the BBQ.
49415	Sponsorship - Chili	Revenue received as a gift from businesses or other entities for the Chili Challenge.
49420	Sponsorship - Enchanted Forest	Revenue received as a donation from businesses or other entities for the Enchanted Forest.
49425	Sponsorship - Spinach	Revenue received as a donation from businesses or other entities for the Spinach Festival.
49426	Sponsorship - Tails on Trails	Revenue received as a donation from businesses or other entities for Tails on Trails.
49427	Sponsorship - Sar Ko Aglow	Revenue received as a donation from businesses or other entities for the Sar Ko Aglow
49428	Sponsorship - Get Outdoors	Revenue received as a donation from businesses or other entities for Get Outdoors
49430	Sponsorship - Freedom Run	Revenue received as a donation from businesses or other entities for the July 4th Freedom Run.
49433	Sponsorship - Art & Wine	Revenue received as a donation from businesses or other entities for the Art & Wine activity.
49435	Sponsorship - Other	Revenue received as a donation from businesses or other entities for other activities.
49500	**Transfer in**	
49504	Transfer in - Bond proceeds	Financing received for a variety of public projects such as streets, building, intersections and watershed improvements.
49506	Transfer in - CIF	A transfer received from the Capital Improvement Fund.
49508	Transfer in - Compensating Use	A transfer received from the compensating use tax revenue.
49512	Transfer in - ERF Vehicle	A transfer received from the Equipment Reserve Fund for vehicles.
49514	Transfer in - Excise tax	A transfer received from the excise tax revenue.
49522	Transfer in - Note Proceeds	Financing received for a variety of public projects such as streets, building, intersections and watershed improvements.
49526	Transfer in - PRIF	A transfer received from the Parks and Recreation Impact Fee Fund.
49530	Transfer in - Sales tax	A transfer received from the Sales tax revenue.
49532	Transfer in - Special Alcohol	A transfer received from the Special Alcohol Fund.
49534	Transfer in - Special Highway	A transfer received from the Special Highway Fund.
49536	Transfer in - Special Parks	A transfer received from the Special Parks fund.
49538	Transfer in - Stormwater	A transfer received from the Stormwater fund.
49540	Transfer in - TIP	A transfer received from the Transportation Improvement Plan.
49541	Transfer in - TIF	A transfer received from the Tax Increment Financing District.
49544	Transfer in - Unused proceeds	Unused bond money which is transferred to the Debt Service.